

**RICOH**

# **RICOH FT7060**

## **PARTS CATALOG**

First Edition September 1986

**RICOH COMPANY, LTD.**

# PARTS CATALOG

## INTRODUCTION

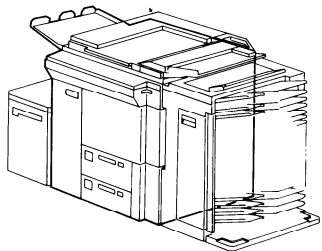
This chapter instructs you the numbers and names of the parts on this machine.

### INDEX to PARTS CATALOG

Location of Unit . . . . .	1 - 3	24. Cleaning Unit . . . . .	1 - 56
Section 1. Parts Location and List . . . . .	1 - 10	25. Fusing and Invertor 1 . . . . .	1 - 58
1. Exterior . . . . .	1 - 10	26. Fusing and Invertor 2 . . . . .	1 - 60
2. Top Unit Mechanism . . . . .	1 - 12	27. Fusing and Invertor 3 . . . . .	1 - 62
3. Optics 1 . . . . .	1 - 14	28. Fusing and Invertor 4 . . . . .	1 - 64
4. Optics 2 . . . . .	1 - 16	29. Drive Section . . . . .	1 - 66
5. Optics 3 . . . . .	1 - 18	30. Electrical Section 1 . . . . .	1 - 68
6. Upper Tray . . . . .	1 - 20	31. Electrical Section 2 . . . . .	1 - 70
7. Lower Tray . . . . .	1 - 22	32. Electrical Section 3 . . . . .	1 - 72
8. Tray Accuride . . . . .	1 - 24	33. Operation Panel . . . . .	1 - 74
9. Paper Feed Unit . . . . .	1 - 26	34. Feed-in Unit 1-DF . . . . .	1 - 76
10. Duplex Tray 1 . . . . .	1 - 28	35. Feed-in Unit 2-DF . . . . .	1 - 78
11. Duplex Tray 2 . . . . .	1 - 30	36. Transport Section 1-DF . . . . .	1 - 80
12. Duplex Tray 3 . . . . .	1 - 32	37. Transport Section 2-DF . . . . .	1 - 82
13. Duplex Tray 4 . . . . .	1 - 34	38. Invertor Section-DF . . . . .	1 - 84
14. Vertical Transport 1 . . . . .	1 - 36	39. Main PCB . . . . .	1 - 86
15. Vertical Transport 2 . . . . .	1 - 38	40. DC Drive PCB . . . . .	1 - 88
16. Vertical Transport 3 . . . . .	1 - 40	41. Scanner Motor Control PCB . . . . .	1 - 90
17. Development 1 . . . . .	1 - 42	42. Main Motor Control PCB . . . . .	1 - 92
18. Development 2 . . . . .	1 - 44	43. AC Drive PCB . . . . .	1 - 94
19. Development 3 . . . . .	1 - 46	44. Lens/Mirror Motor PCB . . . . .	1 - 96
20. Transfer and Separation 1 . . . . .	1 - 48	45. Timer PCB . . . . .	1 - 98
21. Transfer and Separation 2 . . . . .	1 - 50	46. CPU PCB . . . . .	1 - 100
22. Drum Section 1 . . . . .	1 - 52	47. Key PCB . . . . .	1 - 102
23. Drum Section 2 . . . . .	1 - 54	48. ROM PCB . . . . .	1 - 104

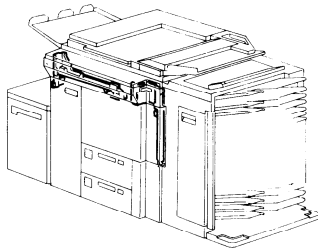
49. DF Main PCB–DF	1 – 106
50. Size/Registration Sensor PCB–DF	1 – 108
51. Harness Layout - Front View	1 – 110
52. DC Main Harness	1 – 112
53. AC Main Harness	1 – 114
54. Monitor Harness	1 – 116
55. Paper Feed Harness	1 – 118
56. Tray Harness	1 – 120
57. Duplex Unit Harness	1 – 122
58. TC/SC Harness	1 – 124
59. Fusing Unit Harness	1 – 126
60. Invertor and Fusing Lamp Harnesses	1 – 128
61. Oil End Sensor and Thermofuse Harnesses	1 – 130
62. Harness Layout - Rear View	1 – 132
63. Development Unit and DC Power Relay Harnesses	1 – 134
64. AC Power Relay Harness	1 – 136
65. Development and Operation Harnesses	1 – 138
66. Harness Layout - DF	1 – 140
67. Motor Harness–DF	1 – 142
68. Separation Harness - 1–DF	1 – 144
69. Separation Harness - 2–DF	1 – 146
70. Transport Harness-DF	1 – 148
71. Invertor Registration, Invertor Entrance and Power Supply Harnesses–DF	1 – 150
72. Special Tool	1 – 152
73. Decal and Document	1 – 154
Section 2. Parts Index	2 – 1

1. EXTERIOR



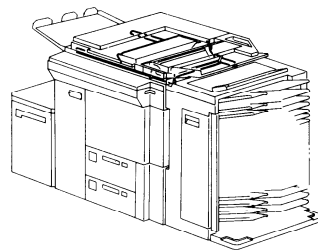
See page 1 - 10

2. TOP UNIT MECHANISM



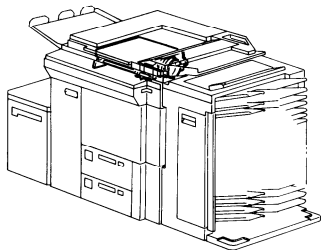
See page 1 - 12

3. OPTICS 1



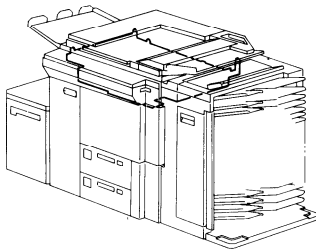
See page 1 - 14

4. OPTICS 2



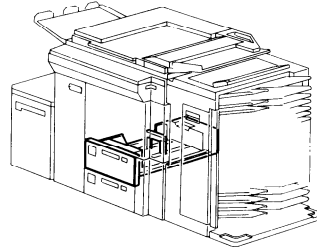
See page 1 - 16

5. OPTICS 3



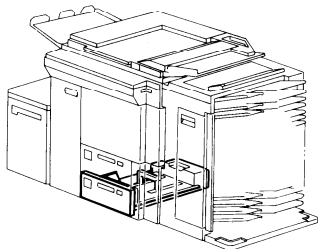
See page 1 - 18

6. UPPER TRAY



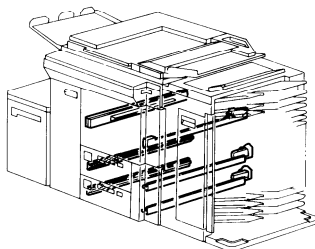
See page 1 - 20

**7. LOWER TRAY**



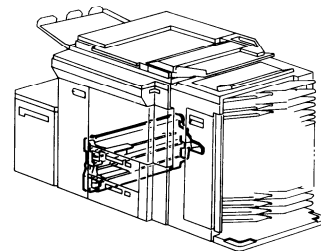
See page 1 – 22

**8. TRAY ACCURIDE**



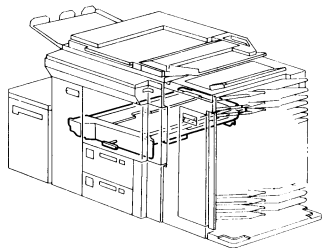
See page 1 – 24

**9. PAPER FEED UNIT**



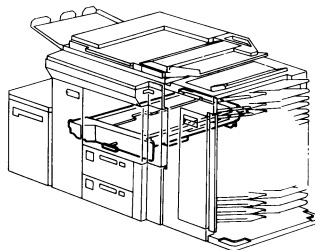
See page 1 – 26

**10. DUPLEX TRAY 1**



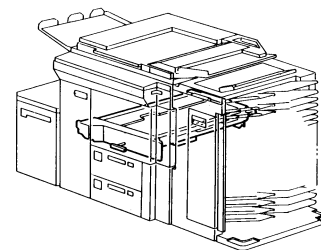
See page 1 – 28

**11. DUPLEX TRAY 2**



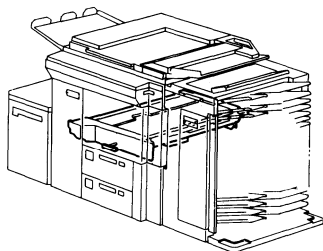
See page 1 – 30

**12. DUPLEX TRAY 3**



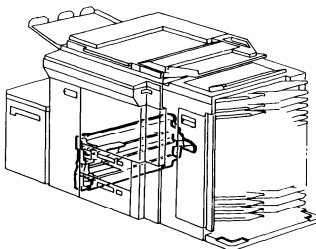
See page 1 – 32

**13. DUPLEX TRAY 4**



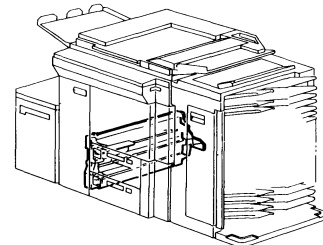
See page 1 – 34

**14. VERTICAL TRANSPORT 1**



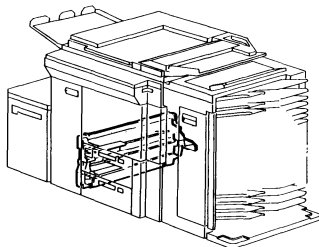
See page 1 – 36

**15. VERTICAL TRANSPORT 2**



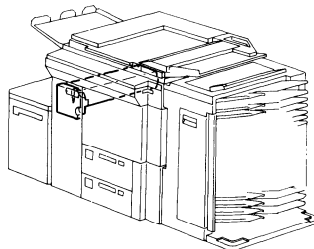
See page 1 – 38

**16. VERTICAL TRANSPORT 3**



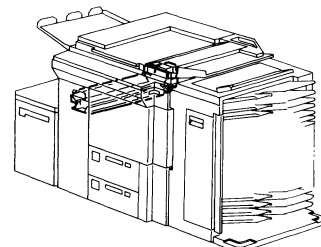
See page 1 – 40

**17. DEVELOPMENT 1**

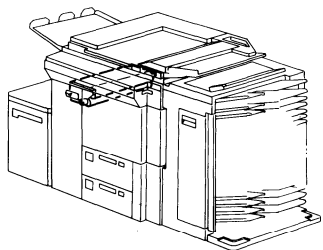


See page 1 – 42

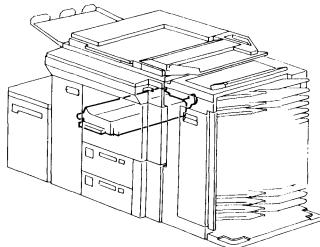
**18. DEVELOPMENT 2**



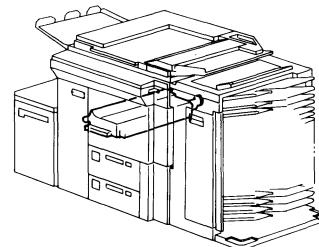
See page 1 - 44

**19. DEVELOPMENT 3**

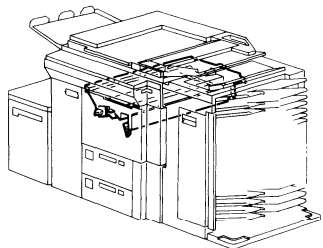
See page 1 - 46

**20. TRANSFER AND SEPARATION 1**

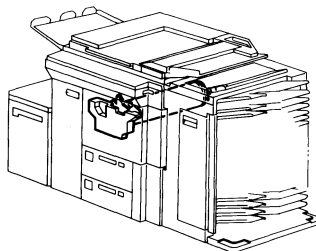
See page 1 - 48

**21. TRANSFER AND SEPARATION 2**

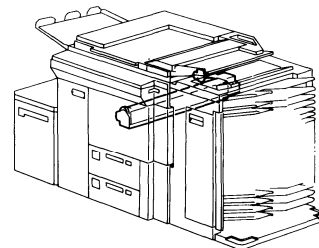
See page 1 - 50

**22. DRUM SECTION 1**

See page 1 - 52

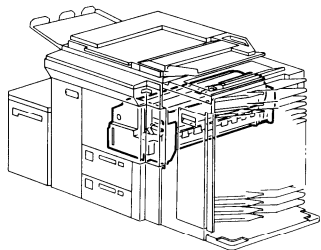
**23. DRUM SECTION 2**

See page 1 - 54

**24. CLEANING UNIT**

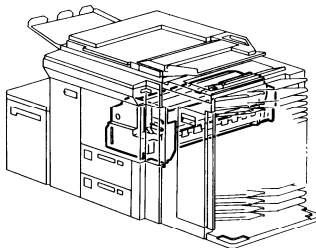
See page 1 - 56

**25. FUSING AND INVERTOR 1**



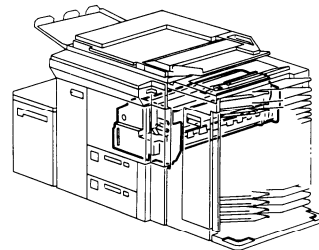
See page 1 - 58

**26. FUSING AND INVERTOR 2**



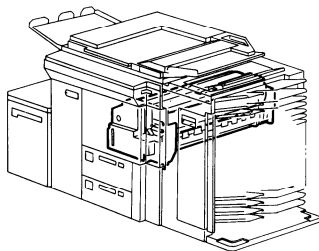
See page 1 - 60

**27. FUSING AND INVERTOR 3**



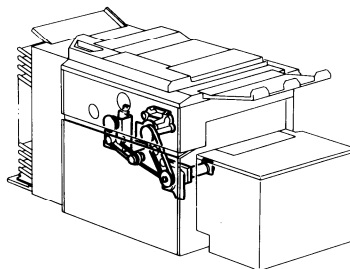
See page 1 - 62

**28. FUSING AND INVERTOR 4**



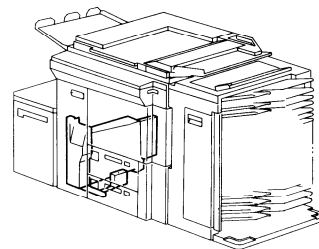
See page 1 - 64

**29. DRIVE SECTION**



See page 1 - 66

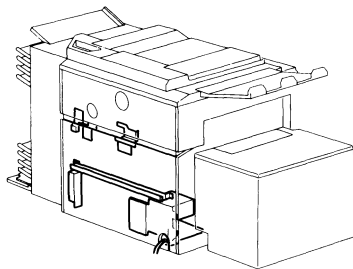
**30. ELECTRICAL SECTION 1**



See page 1 - 68

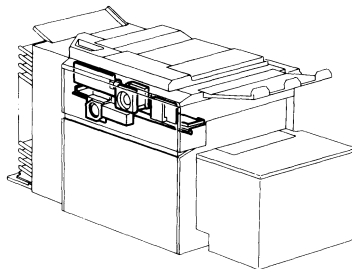


**31. ELECTRICAL SECTION 2**



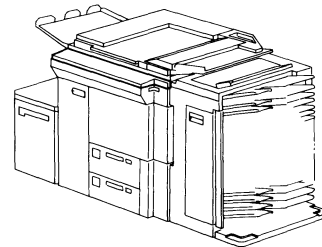
See page 1 – 70

**32. ELECTRICAL SECTION 3**



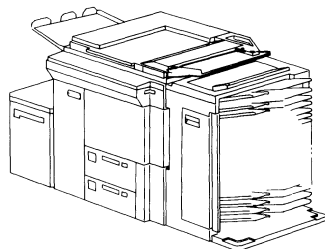
See page 1 – 72

**33. OPERATION PANEL**



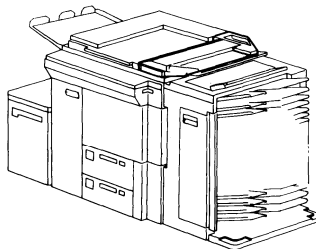
See page 1 – 74

**34. FEED – IN UNIT 1 – DF**



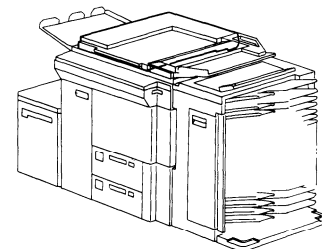
See page 1 – 76

**35. FEED – IN UNIT 2 – DF**



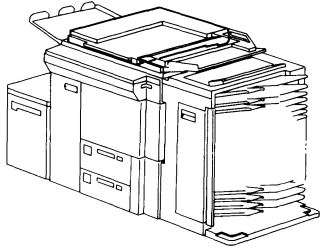
See page 1 – 78

**36. TRANSPORT SECTION 1 – DF**



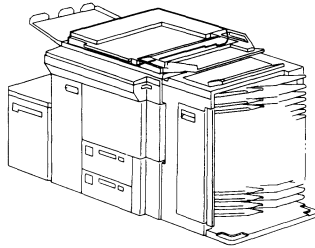
See page 1 – 80

**37. TRANSPORT SECTION 2 - DF**



**See page 1 - 82**

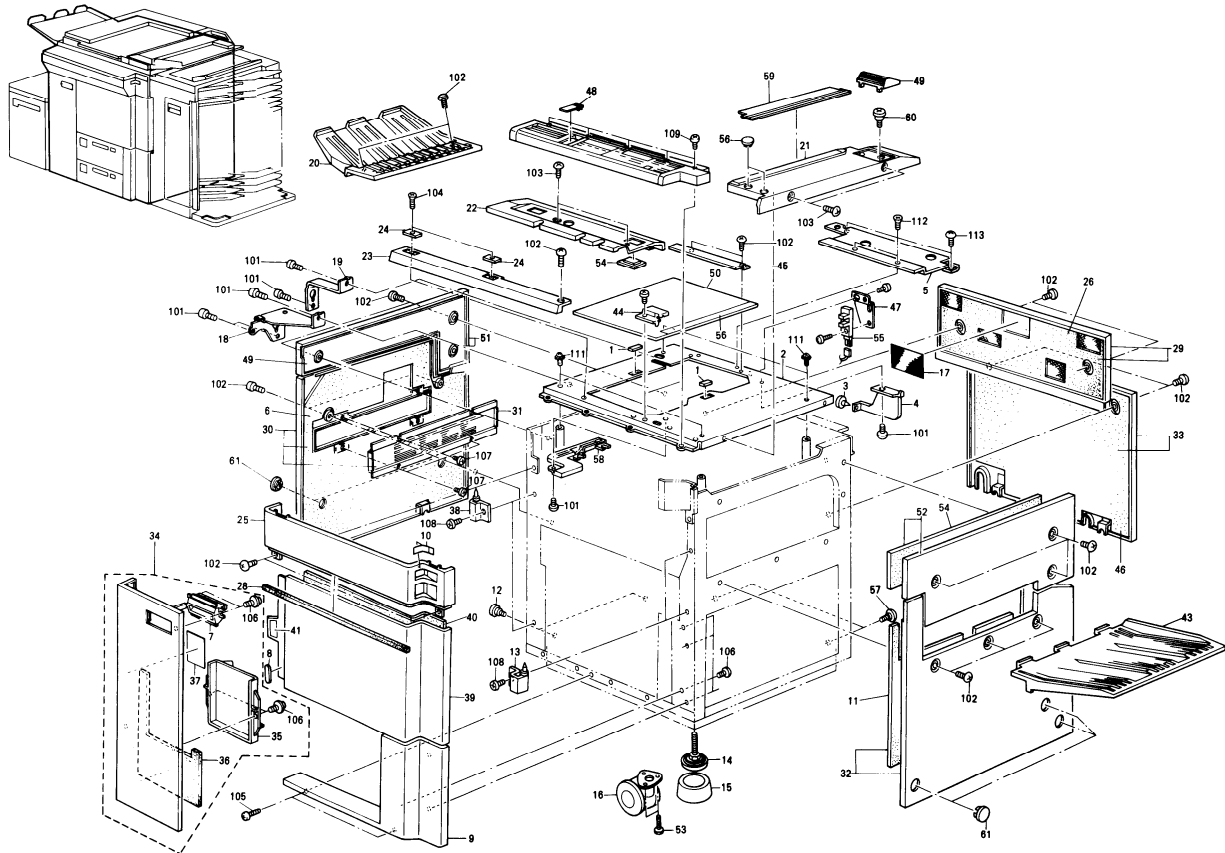
**38. INVERTOR SECTION - DF**



**See page 1 - 84**

# 1. EXTERIOR

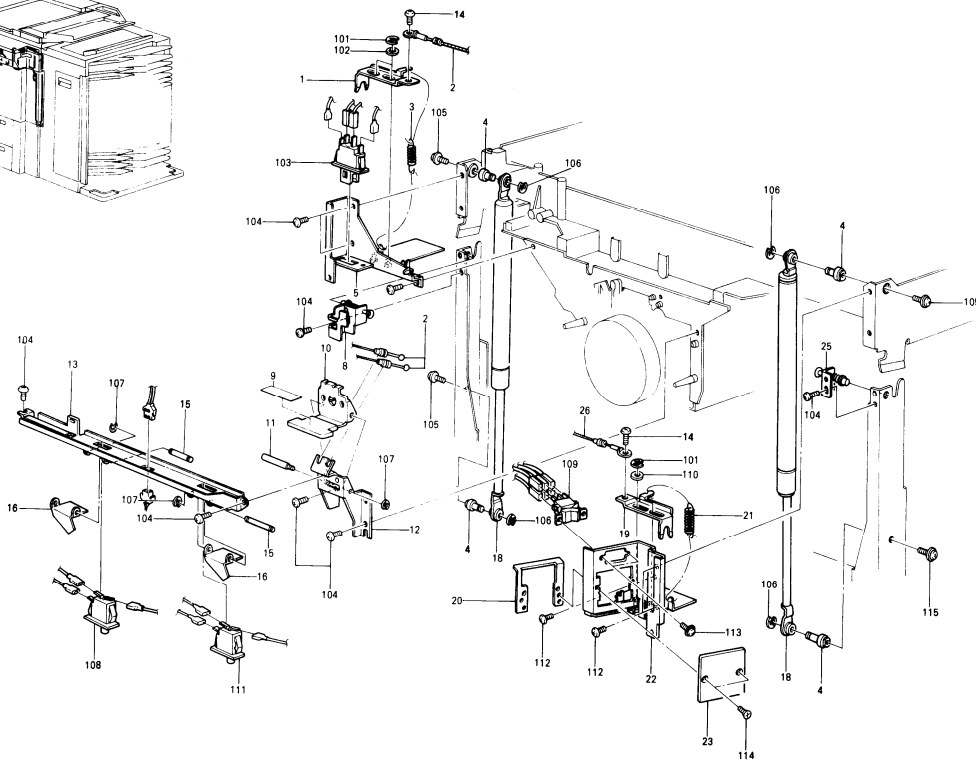
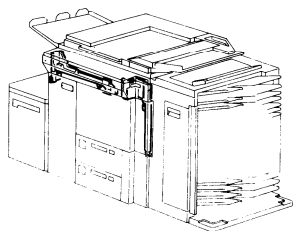
September 01, '86





## 2. TOP UNIT MECHANISM

September 01, '86

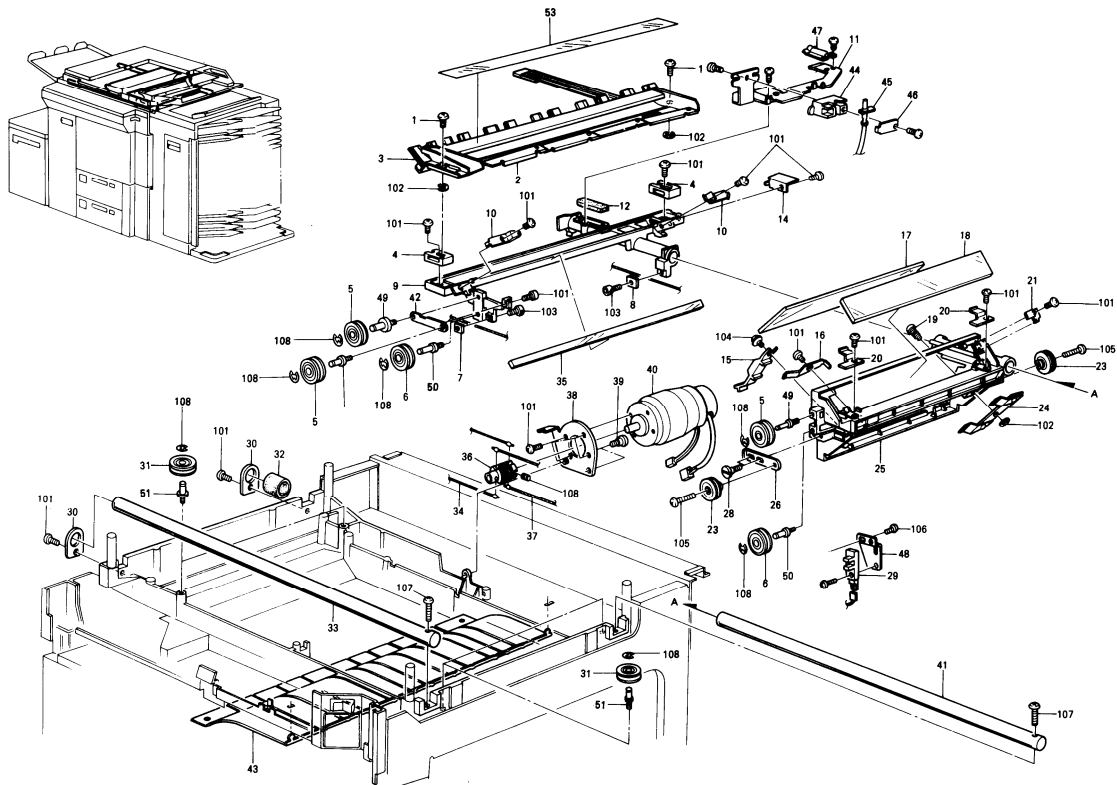


## 2. TOP UNIT MECHANISM

September 01, '86

Index No.	Part No.	Description	Q'ty Per Assembly
1	5446 1222	Left Lever - Lock Release	1
2	5219 1210	Lock Release Wire	2
3	5409 3030	Spring - Cleaning Roller	2
4	5446 1088	Gas Spring Supporter	4
5	5446 1225	Safety Switch Bracket	1
8	5446 1200	Left Lock Pin	1
9	5219 7106	Decal - Hand Lever	1
10	5446 1211	Hand Lever - Lock Release	1
11	5446 1214	Hand Lever Shaft	1
12	5219 1232	Hand Lever Bracket	1
13	5219 7906	Left Shielding Plate	1
14	5840 2444	Stepped Screw - Guide Plate	2
15	5446 1260	Door Switch Pin	2
16	5446 1259	Door Switch Lever	2
18	5446 1087	Gas Spring - 15KG	2
19	5446 1223	Right Lever - Lock Release	1
20	5446 1239	Plate Nut - Key Counter	1
21	5409 3030	Spring - Cleaning Roller	2
22	5219 1215	Main Switch Bracket	1
23	5424 1472	Cover - Key Counter	1
25	5446 1201	Right Lock Pin	1
26	5219 1210	Lock Release Wire	2

Index No.	Part No.	Description	Q'ty Per Assembly
101	0720 0040E	Retaining Ring - M4	
102	0807 4005	Washer - 5.1x8x0.2mm	
103	1204 1503	Push Switch	
104	0434 0080W	Tapping Screw - M4x8	
105	0951 5008W	Philips Screw With Flat Washer - M5x8	
106	0720 0060E	Retaining Ring - M6	
107	0720 0030E	Retaining Ring - M3	
108	1204 1231	Switch - F84A-A130	
109	1823 0022	Switch	
110	0807 4005	Washer - 5.1x8x0.2mm	
111	1204 1373	Push Switch	
112	0314 0060W	Philips Pan Head Screw - M4x6	
113	0951 3006W	Philips Screw With Flat Washer - M3x6	
114	0323 0080W	Philips Sunken Head Screw - M3x8	
115	0951 5008W	Philips Screw With Flat Washer - M5x8	



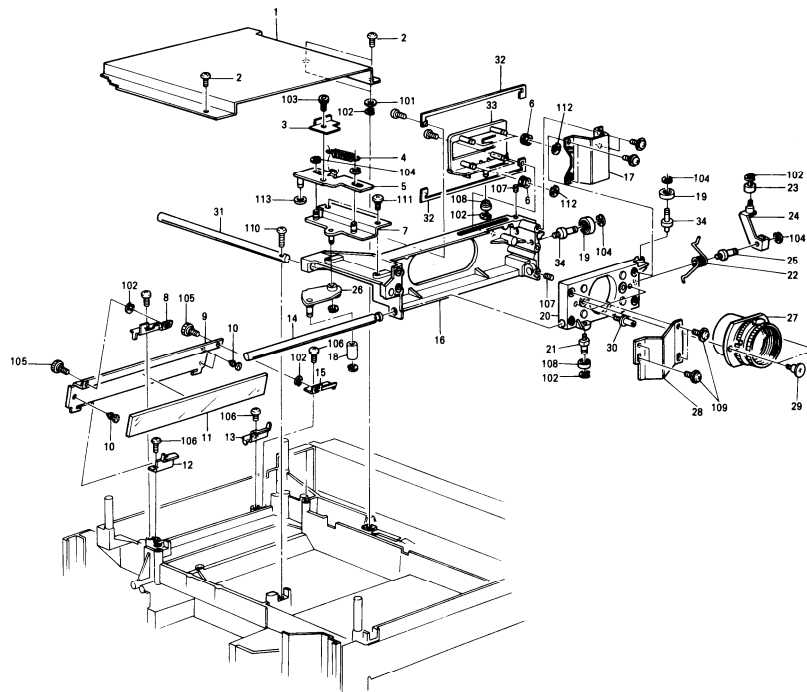
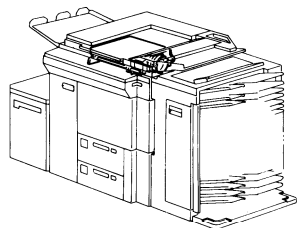
### 3. OPTICS 1

September 01, '86

Index No.	Part No.	Description	Q'ty Per Assembly
1	5446 1710	Mounting Screw - Exposure Bracket	2
2	5219 1729	Exposure Adjusting Plate	4
3	5219 1711	Exposure Lamp Unit	1
4	5446 1692	Exposure Damper	2
5	5446 1686	Upper Roller - Scanner Guide	3
6	5446 1687	Lower Roller - Scanner Guide	2
7	5446 1696	Front Wire Clamp	1
8	5446 1697	Rear Wire Clamp	1
9	5446 1681	1st Mirror Bracket	1
10	5446 1690	1st Mirror Clamp	2
11	5219 1701	Auto ID Cable Bracket	1
12	5446 1698	Pad - Guide Rod	1
14	5446 1695	Scanner Indicator Plate	1
15	5446 1748	3rd Mirror Stopper	1
16	5446 1739	Front Clamp - 3rd Mirror	1
17	5219 1745	3rd Mirror	1
18	5219 1744	2nd Mirror	1
19	5446 1743	Screw - 3rd Mirror Clamp	1
20	5446 1738	Lower Clamp - 2nd Mirror	2
21	5446 1737	Upper Clamp - 2nd Mirror	2
23	5446 1745	Wire Pulley - 2nd Scanner	1
24	5446 1740	Rear Clamp - 3rd Mirror	1
25	5219 1741	2nd & 3rd Bracket	1
26	5446 1747	Scanner Adjusting Plate	1
28	5414 3370	Stud Screw	2
29	5219 5600	Photo Coupler	1
30	5446 1754	Guide Rod Stopper	2
31	5201 1775	Pulley	4
32	5446 1753	Shock Absorbing Scanner	1
33	5219 1761	Front Guide Rod	1
34	5219 1766	Rear Drive Wire	1
35	5446 1689	1st Mirror	1
36	5219 1773	Scanner Motor Pulley	1
37	5219 1765	Front Drive Wire	1
38	5219 1771	Scanner Motor Bracket	1

Index No.	Part No.	Description	Q'ty Per Assembly
39	5410 1184	Securing Screw - M5	2
40	5219 5310	Scanner Therbo Motor - DC 37W	1
41	5219 1762	Rear Guide Rod	1
42	5219 1693	Support Ruller Arm	1
43	5219 4875	Upper Guide - Invertor Unit	1
44	5219 1702	Sensor Holder	1
45	5219 5340	Auto ID Cable	1
46	5219 1703	Sensor Head Clamp	1
47	5219 1704	Front Clamp - Auto ID Cable	1
48	5219 1675	Scanner Switch Bracket	1
49	5219 1691	Scanner Guide Stud	1
50	5446 1688	Scanner Guide Stud	2
51	5446 1758	Scanner Pulley Stud	4
53	5446 1724	Shielding Plate - Exposure Unit	1
101	0314 0060W	Philips Pan Head Screw - M4x6	
102	0720 0030E	Retaining Ring - M3	
103	0594 0080E	Bolt - M4x8mm	
104	0951 4008W	Philips Screw With Flat Washer - M4x8	
105	0314 0160W	Philips Pan Head Screw - M4x16	
106	0951 4006W	Philips Screw With Flat Washer - M4x6	
107	0314 0200W	Philips Pan Head Screw - M4x20	
108	0720 0040E	Retaining Ring - M4	



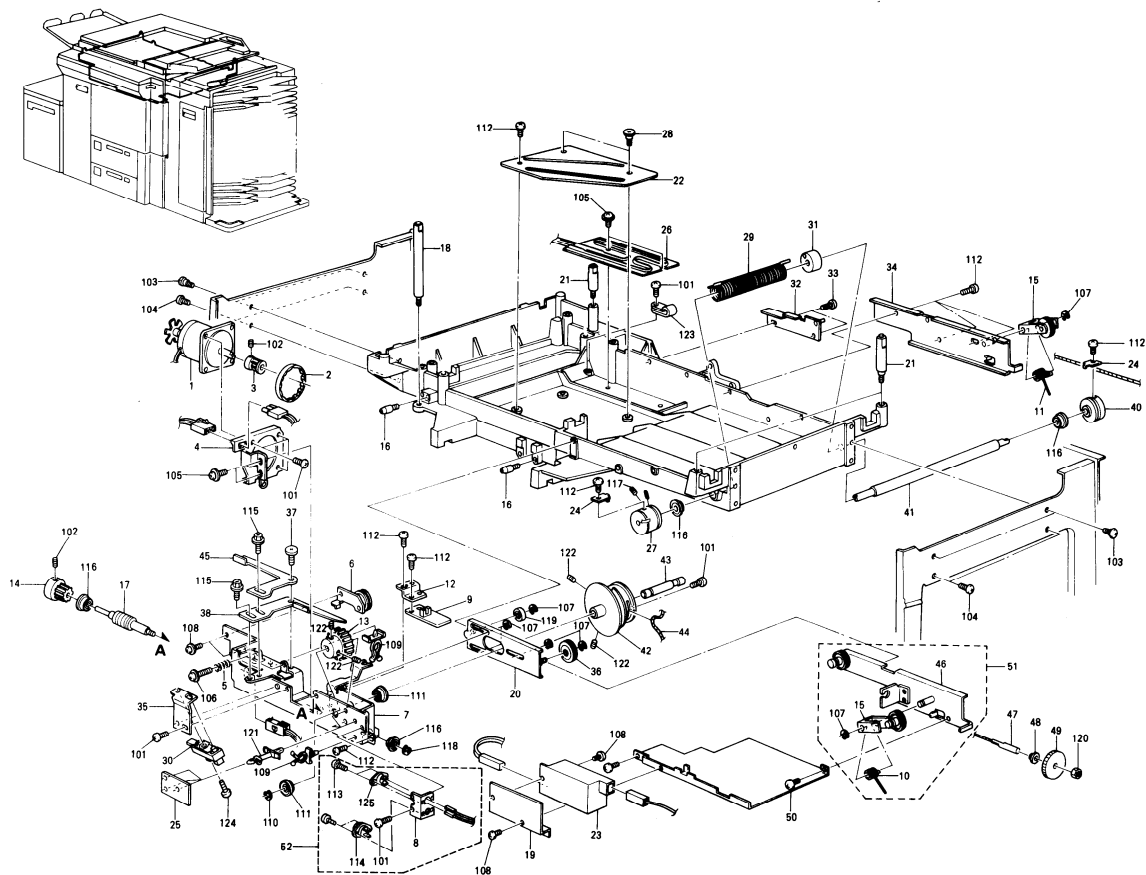


#### 4. OPTICS 2

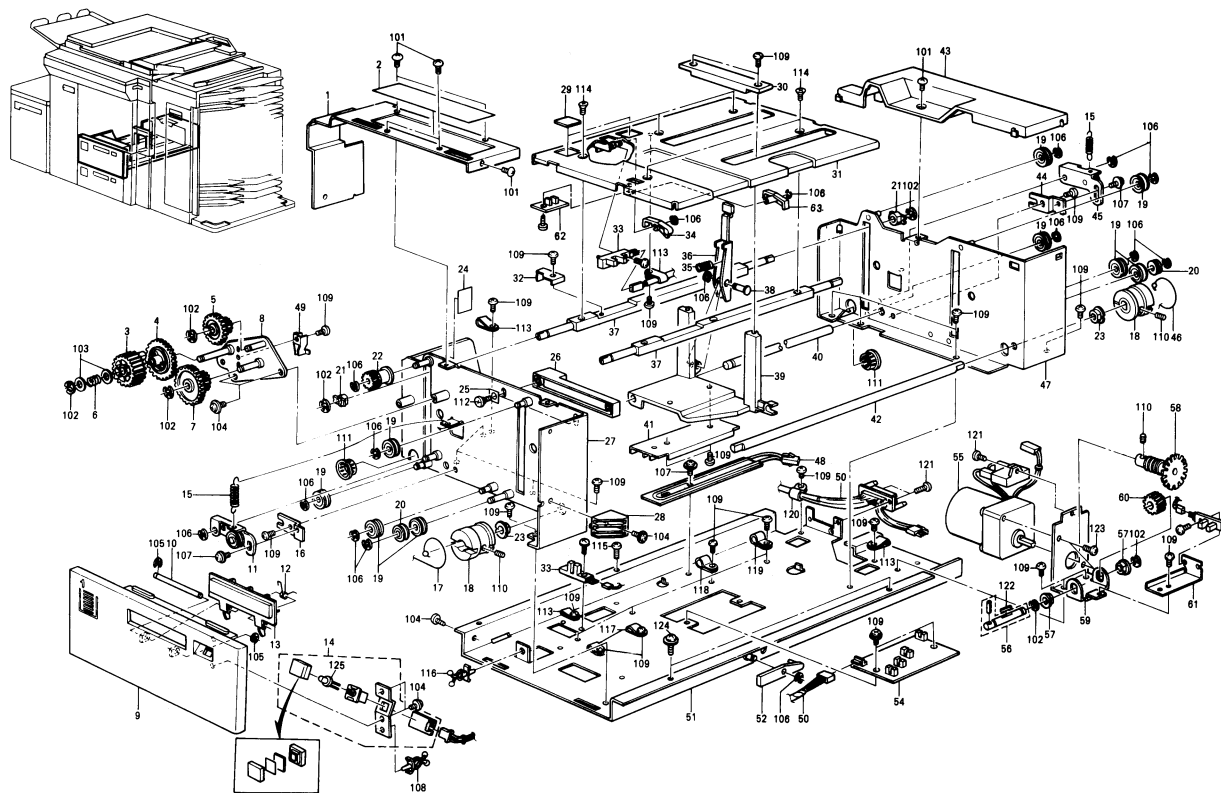
September 01, '86

Index No.	Part No.	Description	Qty Per Assembly
1	5219 1871	Lens Shielding Cover	1
2	5446 1710	Mounting Screw - Exposure Bracket	3
3	5446 1808	Lens Wire Clamp	1
4	5408 7501	Cleaning Lever Spring	1
5	5219 1810	Lens Wire Clamp	2
6	5219 1829	Shielding Plate Roller	4
7	5219 1806	Lens Lock Bracket	1
8	5219 1840	Front Upper Bracket - 4th Mirror	1
9	5219 1845	4th Mirror Clamp	1
10	5408 1541	Cushion - Mirror	2
11	5219 1847	4th Mirror	1
12	5446 1834	Front Bottom Bracket - 4th Mirror	1
13	5446 1835	Rear Bottom Bracket - 4th Mirror	1
14	5446 1793	Lower Lens Guide Rod	1
15	5219 1842	Rear Upper Bracket - 4th Mirror	1
16	5219 1801	Lens Bracket	1
17	5219 1804	Rear Shielding Plate - Lens	1
18	5442 2596	Collar - Guide Roller Gear	1
19	5219 1831	Lens Guide Roller	2
20	5219 1821	Lens Holder	1
21	5446 1819	Groove Cam Shaft	3
22	5446 1818	Spring - Lens Guide	1
23	5446 1817	Lens Guide Roller	1
24	5446 1814	Pressure Roller Lever	2
25	5446 1816	Pressure Lever Shaft	1
26	5219 1815	Lens Stopper Cam	1
27	5446 1981	Lens - 4.5/260	1
28	5219 1803	Front Shielding Plate - Lens	1
29	5408 2035	Stepped Screw - M4	3
30	5446 1827	Adjusting Screw - Exposure	2
31	5219 1799	Lens Guide Rod	1
32	5219 1823	Shielding Plate Guide	2
33	5219 1826	Lens Shielding Plate	1
34	5446 1796	Lens Guide Shaft	2

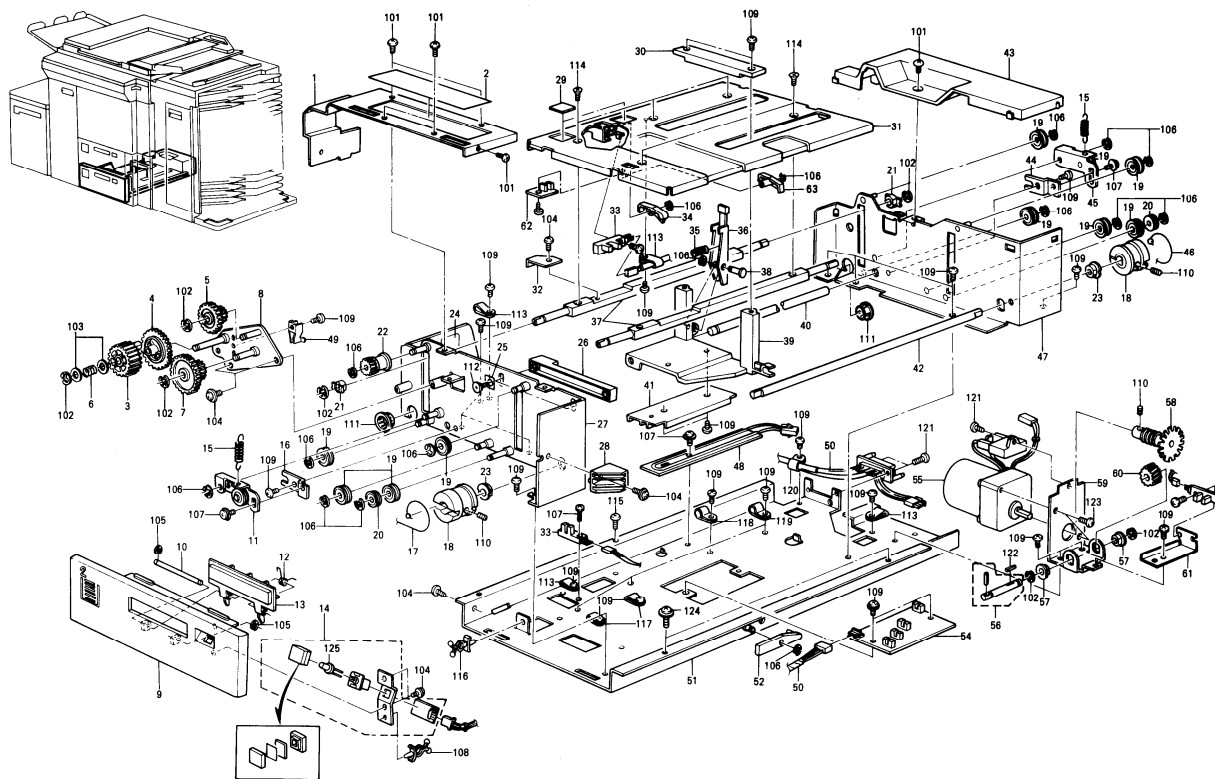
Index No.	Part No.	Description	Qty Per Assembly
101	0700 0040W	Flat Washer - M4	
102	0720 0030E	Retaining Ring - M3	
103	0594 0080E	Bolt - M4x8mm	
104	0720 0040E	Retaining Ring - M4	
105	0803 0018	Knob Screw	
106	0314 0060W	Phillips Pan Head Screw - M4x6	
107	0575 0080E	Hexagon Headless Set Screw - M5x8	
108	0805 3033	Ball Bearing - 4x8x3mm	
109	0951 4006W	Phillips Screw With Flat Washer - M4x6	
110	0314 0200W	Phillips Pan Head Screw - M4x20	
111	0434 0080W	Tapping Screw - M4x8	
112	0720 0040E	Retaining Ring - M4	
113	0740 3505	Bearing	









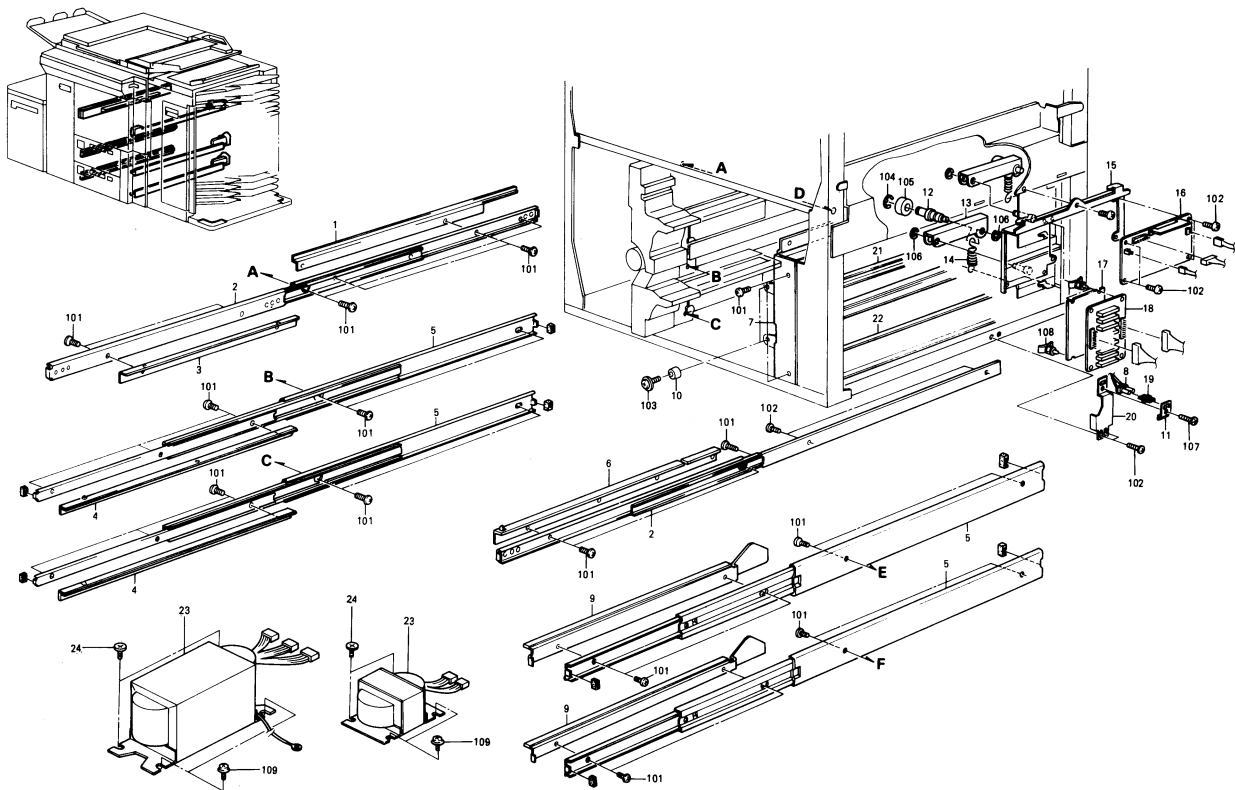






# 8. TRAY ACCURIDE

September 01, '86

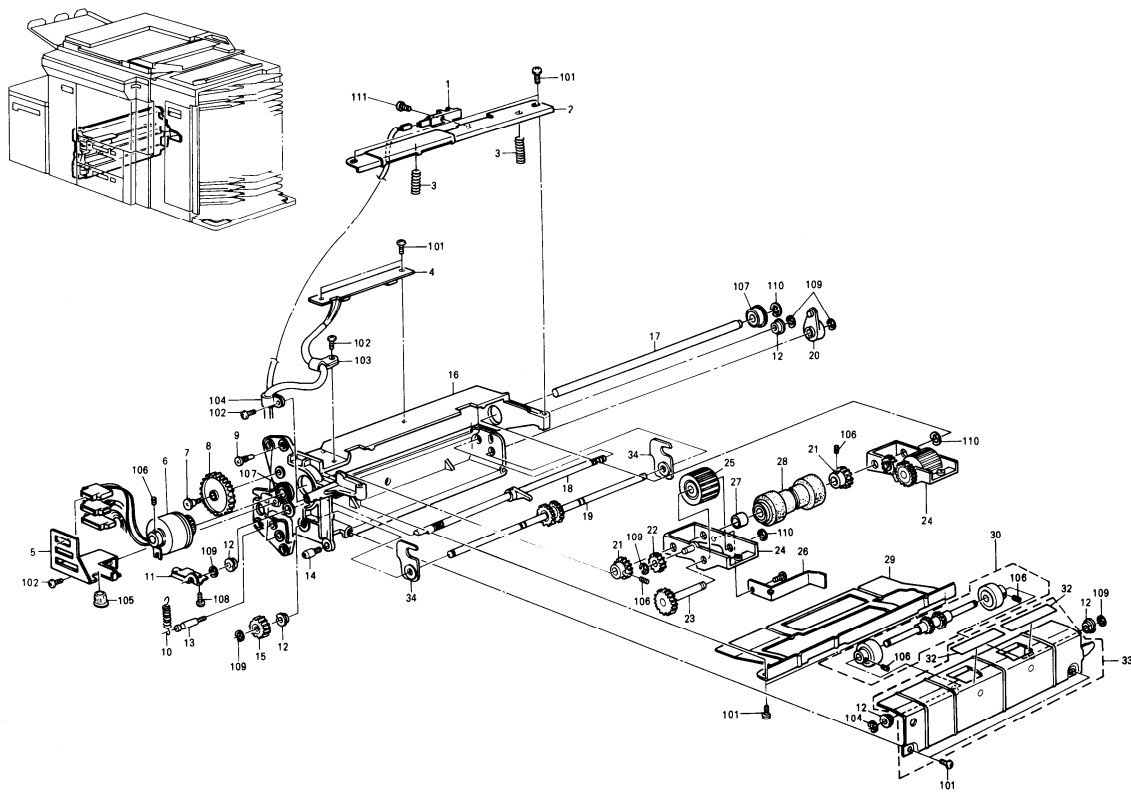


## 8. TRAY ACCURIDE

September 01, '86

Index No.	Part No.	Description	Q'ty Per Assembly
1	5446 2937	Upper Guide - Paper Feed	1
2	5446 2586	Duplex Slide Guide	2
3	5446 2936	Bracket - Left Slide Rail	1
4	5446 2941	Left Bracket - Slide Guide	2
5	5446 2571	Right Slide Guide	4
6	5219 2598	Support Bracket - Duplex Unit	1
7	5219 2561	Slide Guide Plate	1
8	5937 5770	Fiber Cable - Signal	1
9	5446 2575	Righ Bracket - Slide Guide	2
10	5446 2560	Cushion - Paper Tray	2
11	5937 4912	Cable Connector Clamp	1
12	5446 2567	Detent Arm Shaft	2
13	5446 2566	Detent Arm	2
14	5446 2569	Spring - Detent	2
15	5446 5852	Bracket - AC Main Drive	1
16	5219 5634	Motor Control Board	1
17	5446 5853	Insulator - AC Drive	1
18	5446 5460	AC Drive Unit	1
19	A400 5701	Fider Connector 2P	1
20	5937 4911	Cable Connector Bracket	1
21	5219 2568	Small Cover - Support Plate	1
22	5219 2567	Large Cover - Support Plate	1
23	5219 5646	Main Transformer Ass'y - 220/240V	1
23	5219 5648	Transformer Ass'y - 115V	1
24	5408 1012	Stepped Screw - M5	2

Index No.	Part No.	Description	Q'ty Per Assembly
101	0434 0080W	Tapping Screw - M4x8	
102	0314 0060W	Philips Pan Head Screw - M4x6	
103	0951 4012W	Philips Screw With Flat Washer - M4x12	
104	0720 0060E	Retaining Ring - M6	
105	0805 3270	Ball Bearing - 8x16x5mm	
106	0720 0040E	Retaining Ring - M4	
107	0313 0060W	Philips Pan Head Screw - M3x6	
108	0314 0060W	Philips Pan Head Screw - M4x6	
109	0951 5010W	Philips Screw With Flat Washer - M5x10	
110	0801 1185	Philips Truss Head Screw - M4x8	

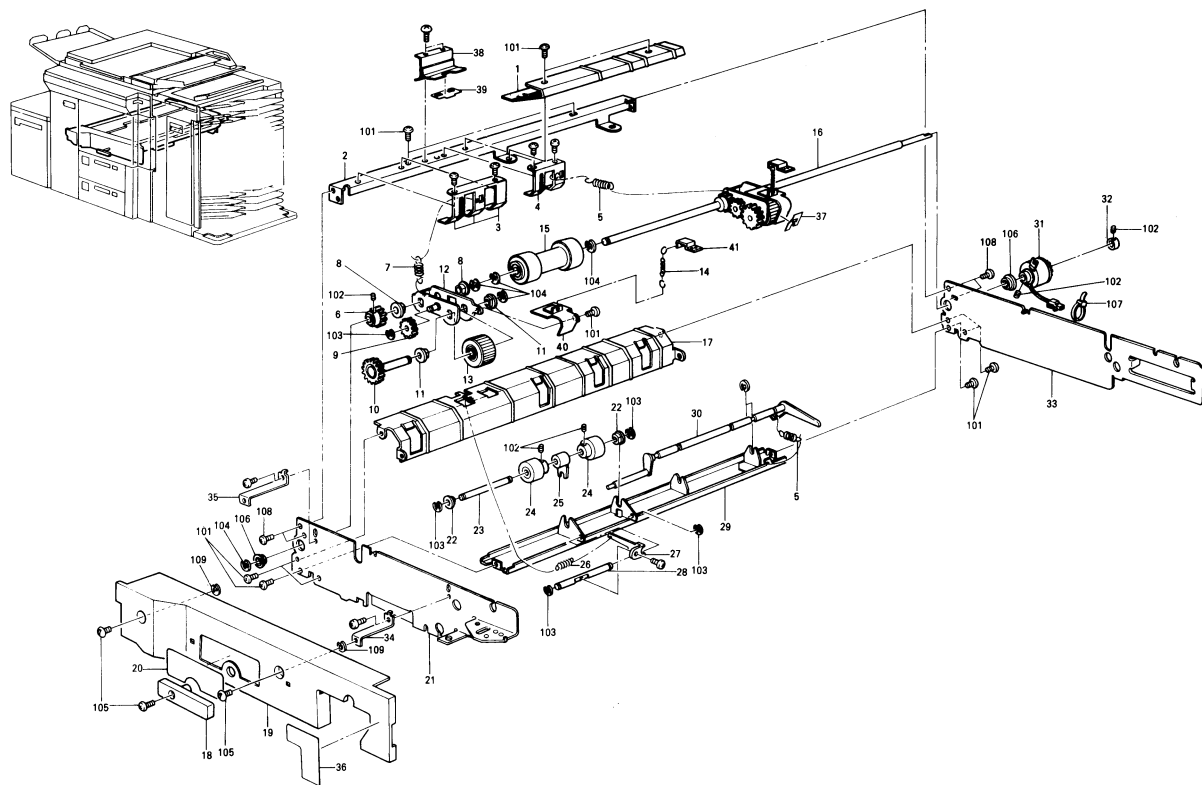


## 9. PAPER FEED UNIT

September 01, '86

Index No.	Part No.	Description	Q'ty Per Assembly
1	5219 5600	Photo Coupler	2
2	5219 2923	Volume Sensor Bracket	2
3	5446 2933	Pressure Spring - Paper Feed Rpler	4
4	5446 5239	Paper Feed Sensor Board	2
5	5219 2928	Connector Bracket	2
6	5446 5445	Magnetic Clutch - 5KGF.CM 20T	2
7	5446 2864	Shaft - Gear 36T	2
8	5446 2862	Gear - 36T	2
9	5446 2863	Screw - Separation Roller	4
10	5219 2942	Spring - Separation Roller	2
11	5219 2939	Pressure Lever - Separation Roller	2
12	5053 0447	Bushing - 6x10x6mm	8
13	5403 1910	Spring Anchor - Stopper Lever	2
14	5446 2865	Guide Screw - 6mm	2
15	5446 2878	Gear - 18T	2
16	5446 2861	Housing - Separation Roller	2
17	5446 2886	Shaft - Upper Separation Roller	2
18	5219 2936	Pressure Roller - Separation Roller	2
19	5219 2952	Shaft - Reverse Gear	2
20	5446 2875	Stopper - Separation Roller	2
21	5446 2895	Gear - 20T	4
22	5866 1677	Belt Roller Gear - 17T	2
23	5446 2891	Paper Feed Gear - 22T	2
24	5219 2898	Holder - Paper Feed Roller	4
25	5429 7069	Pick-up Roller	4
26	5219 2916	Actuator - Upper Volume Sensor	2
27	5446 2901	Collar - 8mm	2
28	5219 2931	Feed Roller	2
29	5446 2910	Upper Guide - Separation Roller	2
30	5219 2945	Lower Separation Roller	2
32	5446 2924	Mylar - Separation Guide	4
33	5219 2955	Separation Roller Guide	2
34	5446 2874	Positioning Arm	4

Index No.	Part No.	Description	Q'ty Per Assembly
101	0314 0060W	Philips Pan Head Screw - M4x6	
102	0434 0080W	Tapping Screw - M4x8	
103	1105 0005	Nylon Clip - 3N	
104	1105 0016	Nylon Clip - 4N	
105	1106 0241	Bushing - 6.7mm	
106	0574 0050E	Hexagon Headless Set Screw - M4x5	
107	0805 3291	Ball Bearing - 8x16x5mm	
108	0313 0050W	Philips Pan Head Screw - M3x5	
109	0720 0040E	Retaining Ring - M4	
110	0720 0060E	Retaining Ring - M6	
111	0314 0100W	Philips Pan Head Screw - M4x10	



# 10. DUPLEX TRAY 1

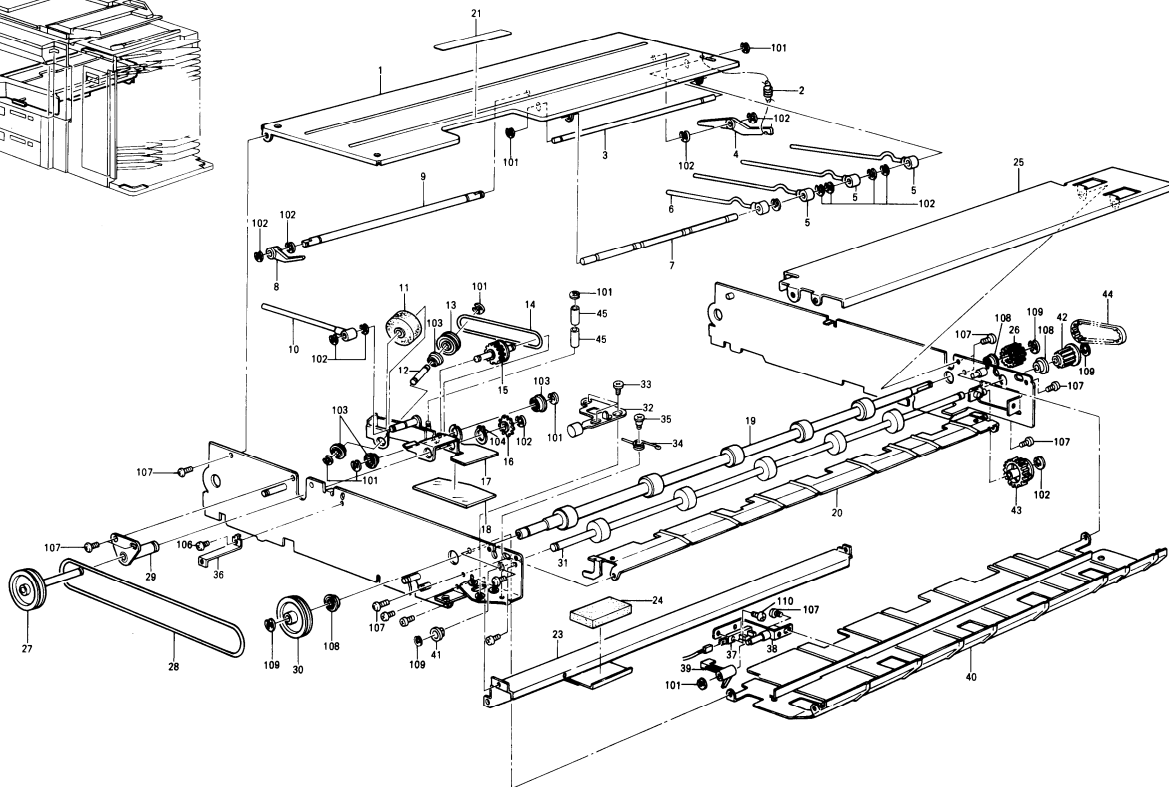
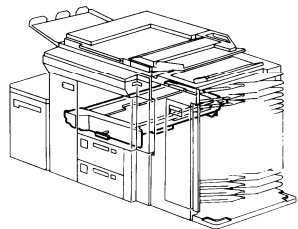
September 01, '86

Index No.	Part No.	Description	Q'ty Per Assembly
1	5446 6339	Upper Separation Guide	1
2	5219 6168	Upper Stay - Duplex Tray	1
3	5446 6345	Front Guide - Pick-up Roller	1
4	5446 6346	Rear Guide - Pick-up Roller	1
5	5446 6386	Spring - Separation Arm	2
6	5446 2895	Gear - 20T	2
7	5446 6386	Spring - Separation Arm	1
8	5053 0223	Bushing - 8mm	4
9	5866 1677	Belt Roller Gear - 17T	2
10	5446 2891	Paper Feed Gear - 22T	2
11	5446 6214	Shaft Holder - Pick-up Roller	4
12	5446 6206	Holder - Duplex Paper Feed Roller	2
13	5429 7069	Pick-up Roller	2
14	5219 6222	Chain - Pick-up Roller	2
15	5446 6210	Upper Separation Roller	1
16	5446 6201	Shaft - Upper Separation Roller	1
17	5446 6167	Lower Separation Guide	1
18	5446 6433	Duplex Tray Handle	1
19	5219 7098	Inner Cover - Duplex Tray	1
20	5219 7100	Decal - English	1
21	5219 6130	Front Side Plate - Duplex Tray	1
22	5053 0447	Bushing - 6x10x6mm	2
23	5446 6161	Shaft - Lower Separation Roller	1
24	5446 6162	Separation Roller - Duplex	2
25	5446 6164	Housing - Lower Separation Roller	1
26	5446 6168	Spring - Duplex Pressure	1
27	5446 6111	Pressure Arm - Lower Separation Roller	1
28	5446 6110	Shaft - Lower Separation Roller	1
29	5446 6101	Base - Lower Separation Roller	1
30	5446 6105	Holder - Lower Separation Roller	1
31	5446 5445	Magnetic Clutch - 5KGF.CM 20T	1
32	5053 0449	Collar - Shaft Fixing	1
33	5219 6150	Rear Side Plate - Duplex Tray	1
34	5442 5839	Angle - Cord	1
35	5442 5838	Angle - Cord Clamp 50	1

Index No.	Part No.	Description	Q'ty Per Assembly
36	5219 7099	Decal - English	1
37	5219 6217	Mylar - Pick-up Roller	1
38	5219 6355	Bracket - Separation Roller	1
39	5219 6358	Separation Rller Guide	1
40	5219 6224	Guide - Pick-up Roller	2
41	5219 6228	Bracket - Pick-up Roller Chain	2
101	0434 0080W	Tapping Screw - M4x8	1
102	0574 0050E	Hexagon Headless Set Screw - M4x5	1
103	0720 0040E	Retaining Ring - M4	1
104	0720 0060E	Retaining Ring - M6	1
105	0801 1239	Screw - Inner Cover	1
106	0805 3304	Bushing - 8x16x5mm	1
107	1105 0045	Binder - CV-60	1
108	0314 0100W	Phillips Pan Head Screw - M4x10	1
109	0720 0030E	Retaining Ring - M3	1

# 11. DUPLEX TRAY 2

September 01, '86



# 11. DUPLEX TRAY 2

September 01, '86

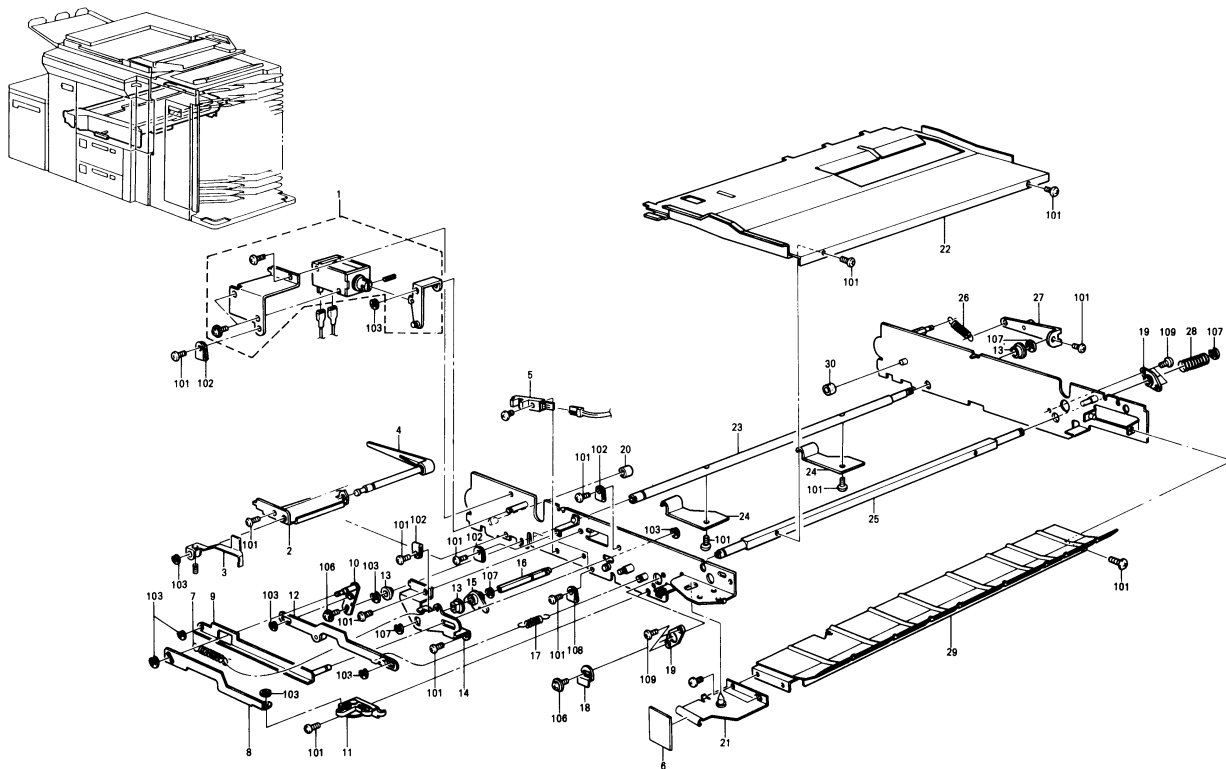
Index No.	Part No.	Description	Q'ty Per Assembly
1	5219 6401	Left Cover - Duplex Tray	1
2	5429 3148	Spring - Release Lever	1
3	5219 6408	Lift Shaft - Paper Holding Bar	1
4	5446 6400	Rear Lift Arm - Paper Holding Bar	1
5	5446 6401	Paper Holding Bar - Long	3
6	5219 6411	Paper Holding Bar	1
7	5219 6407	Lift Shaft - Paper Holding Bar	1
8	5446 6399	Lift Arm - Paper Holding Bar	1
9	5219 6409	Shaft Paper Holding Bar	1
10	5446 6308	Paper Holding Bar - Short	1
11	5429 3110	Sponge Roller - Duplex Tray	1
12	5429 3108	Sopnge Roller Shaft	1
13	5429 3109	Pulley	1
14	5446 6302	Turn Belt - 2x135mm	1
15	5446 6300	Pulley Gear - 16T	1
16	5446 6307	Gear - 16T	1
17	5446 6291	Position Roller Arm	1
18	5446 6306	Mylar - Position Roller Arm	1
19	5446 6186	Lower Roller - Duplex Entrance	1
20	5219 6056	Lower Guide - Duplex Entrance	1
21	5219 6414	Decal - Left Cover	1
23	5219 6065	Duplex Entrance Stay	1
24	5219 6066	Pad - 15x50x60mm	1
25	5219 6353	Right Cover - Duplex Tray	1
26	5446 6189	Gear - 22T	1
27	5446 6304	Pulley - 34	1
28	5446 6310	Turn Belt - 3X500mm	1
29	5446 6295	Guide - Position Roller Arm	1
30	5446 6188	Pulley - Drive Roller	1
31	5219 6053	Sponge Roller - Duplex Tray	1
32	5219 6067	Release Lever	1
33	5201 1796	Stepped Screw - M4	1
34	5219 6069	Release Spring - Duplex Unit	1
35	5403 6246	Stepped Screw - Cleaning	1
36	5422 1094	Angle - Cord Clamp (39)	1

Index No.	Part No.	Description	Q'ty Per Assembly
37	5219 5600	Photo Coupler	1
38	5219 6347	Sensor Bracket - Duplex Unit	1
39	5219 6350	Duplex Entrance Actuator	1
40	5219 6342	Upper Guide - Duplex Entrance	1
41	5053 0223	Bushing - 8mm	1
42	5219 6203	Pulley - 23T	1
43	5219 6201	Pulley - 23T	1
44	5219 6389	Timing Belt - 95MXL	1
45	5429 3111	Idle Roller - Turn Belt	2
101	0720 0030E	Retaining Ring - M3	
102	0720 0040E	Retaining Ring - M4	
103	0805 3407	Bushing - 4x9x4mm	
104	0725 0120E	Retaining Ring C - M12	
106	0314 0060W	Phillips Pan Head Screw - M4x6	
107	0434 0080W	Tapping Screw - M4x8	
108	0805 3304	Bushing - 8x16x5mm	
109	0720 0060E	Retaining Ring - M6	
110	0314 0100W	Phillips Pan Head Screw - M4x10	



## 12. DUPLEX TRAY 3

September 01, '86



## 12. DUPLEX TRAY 3

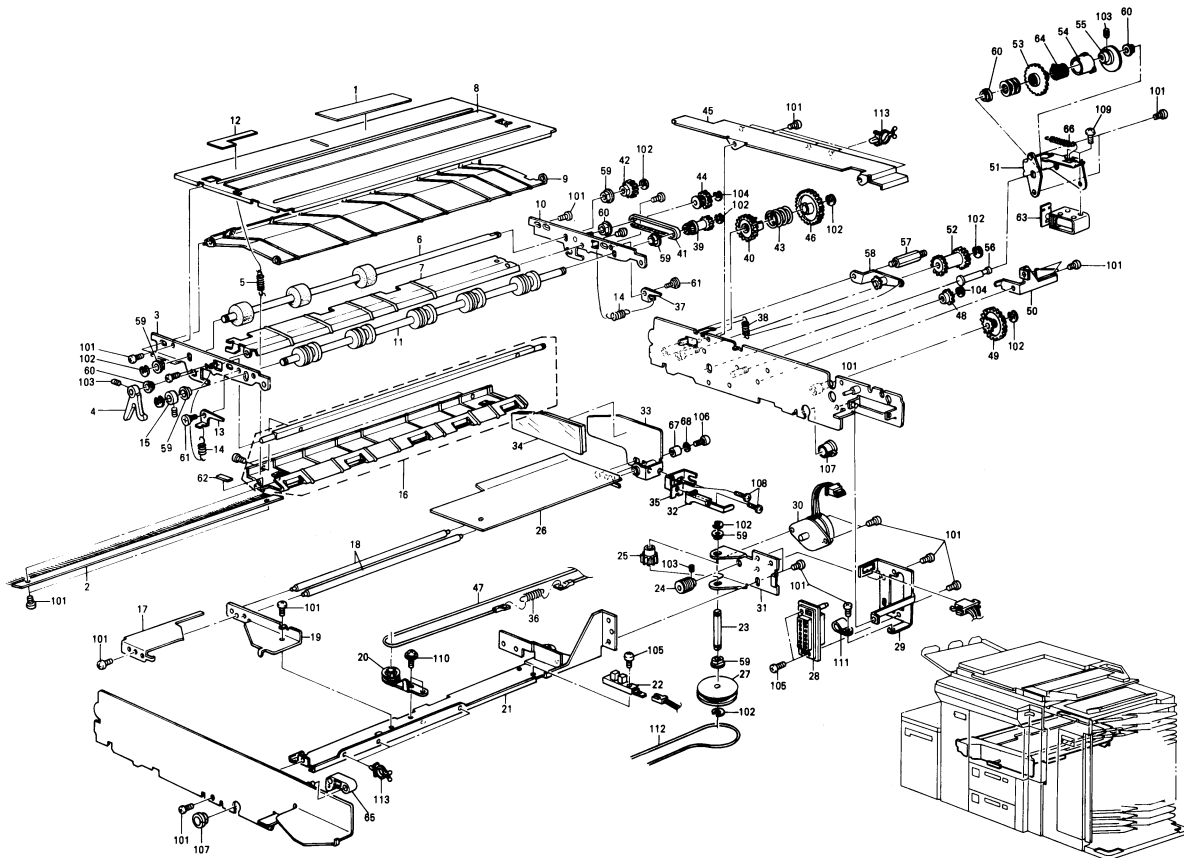
September 01, '86

Index No.	Part No.	Description	Q'ty Per Assembly
1	5446 6320	Separation Solenoid	1
2	5446 6274	Feeler Mounting Bracket	1
3	5446 6407	Actuator - Paper Volume Sensor	1
4	5446 6405	Feeler - Paper Volume Sensor	1
5	5219 5600	Photo Coupler	1
6	5219 6064	Decal - Grip	1
7	5446 6334	Front Spring - Tray Pressure	1
8	5446 6338	Link Plate - Tray Operation	1
9	5446 6335	Invertor Plate Link	1
10	5446 6311	Descent Lever - Duplex Tray	1
11	5446 6283	Tray Operation Arm	1
12	5219 6335	Link Descent - Duplex Tray	1
13	5053 0223	Bushing - 8mm	3
14	5446 6325	Bracket - Duplex Down Shaft	1
15	5219 6339	Handle Release Cam	1
16	5219 6338	Shaft Tray Release Cam	1
17	5446 6333	Spring - Release Cam	1
18	5446 6282	Guide - Duplex Tray Shaft	1
19	5446 6176	Shaft Guide - Duplex Tray	2
20	5446 6219	Rubber Cushion - Duplex	1
21	5219 6059	Release Plate - Duplex Unit	1
22	5219 6190	Duplex Tray	1
23	5446 6171	Upper Bottom Shaft - Duplex Tray	1
24	5219 6182	Lift Bracket - Duplex Tray	2
25	5446 6175	Duplex Tray Shaft	1
26	5446 6251	Spring - Tray Pressure	1
27	5219 6230	Pressure Lever - Duplex Unit	1
28	5446 6177	Spring - Duplex Tray Drive	1
29	5219 6061	Guide Plate - Duplex Lower Entrance	1
30	5219 6160	Rubber Cushion - Duplex	1

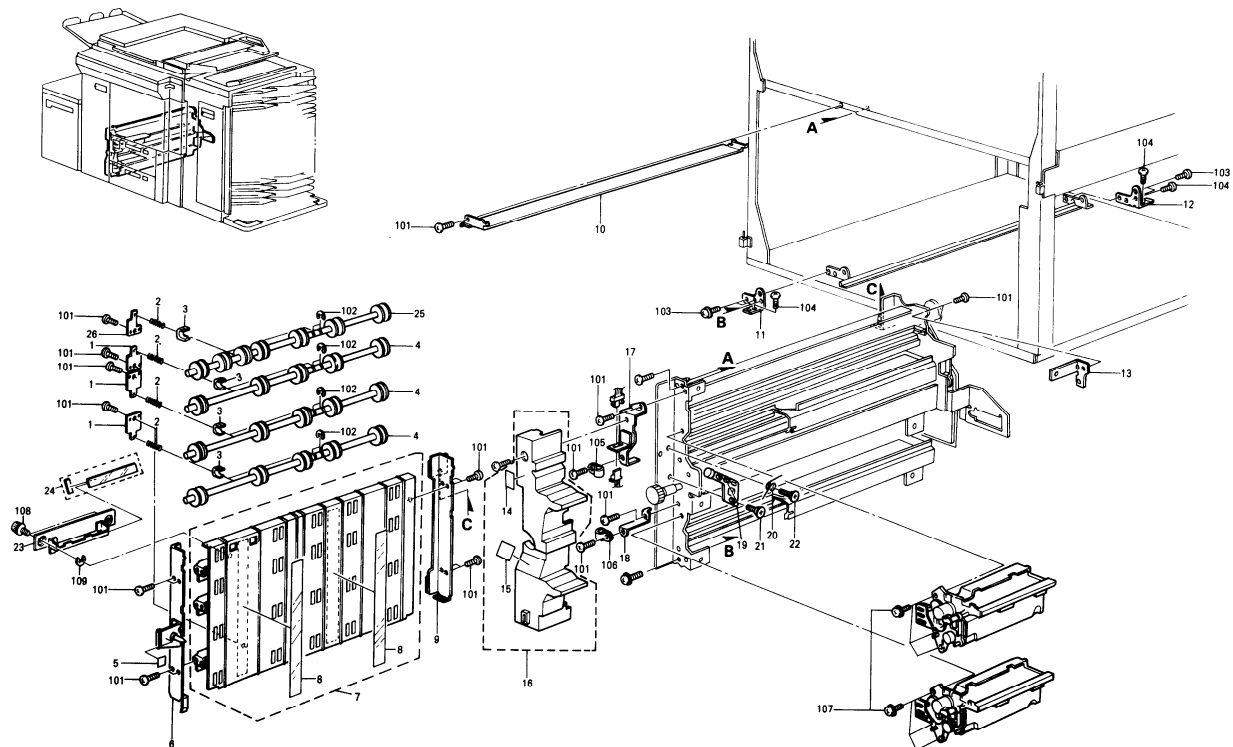
Index No.	Part No.	Description	Q'ty Per Assembly
101	0434 0080W	Tapping Screw - M4x8	
102	1105 0008	Nylon Clip - 2N	
103	0720 0040E	Retaining Ring - M4	
106	0951 4008W	Philips Screw With Flat Washer - M4x8	
107	0720 0060E	Retaining Ring - M6	
108	1105 0005	Nylon Clip - 3N	
109	0314 0060W	Philips Pan Head Screw - M4x6	

# 13. DUPLEX TRAY 4

September 01, '86







# 14. VERTICAL TRANSPORT 1

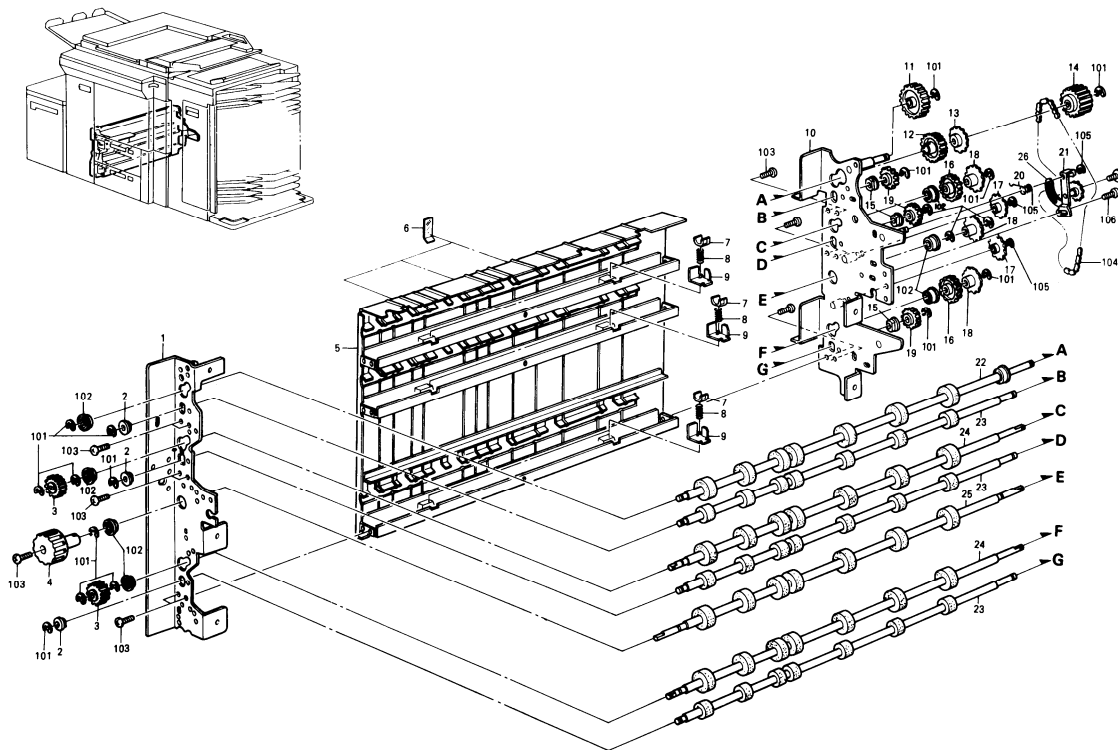
September 01, '86

Index No.	Part No.	Description	Q'ty Per Assembly
1	5446 2971	Pressure Plate - Vertical Transport	6
2	5446 2972	Spring - Vertical Transport Lever	8
3	5446 2798	Shaft Guide - Transport Roller	8
4	5446 2969	Vertical Drive Roller	3
5	5446 2974	Decal - Vertical Transport Lever	1
6	5446 2959	Front Guide - Vertical Transport	1
7	5219 2961	Guide Plate - Vertical Transport	1
8	5446 2956	Mylar - Vertical Transport Guide	4
9	5446 2966	Rear Guide - Vertical Transport	1
10	5446 2980	Paper Feed Guide	1
11	5446 2984	Front Guide Bracket	1
12	5446 2985	Rear Guide Bracket	1
13	5446 2840	Bracket - Duplex Guide Rail	1
14	5219 2993	Decal - Release Button	1
15	5219 2994	Decal - Transport Knob	1
16	5219 2992	Middle Cover - Paper Feed	1
17	5446 2853	Harness Guard	1
18	5422 1094	Angle - Cord Clamp (39)	1
19	5446 2848	Release Lever	1
20	5446 2846	Release Spring - Vertical Transport	1
21	5201 1796	Stepped Screw - M4	1
22	5403 6246	Stepped Screw - Cleaning	1
23	5219 2986	Paper Dust Catcher	1
24	5219 2987	Vertical Transport Scraper	1
25	5219 2979	Vertical Transport Roller	1
26	5219 2984	Pressure Plate - Transport Roller	2

Index No.	Part No.	Description	Q'ty Per Assembly
101	0434 0080W	Tapping Screw - M4x8	
102	0720 0080E	Retaining Ring - M8	
103	0951 4008W	Philips Screw With Flat Washer - M4x8	
104	0314 0080W	Philips Pan Head Screw - M4x8	
105	1105 0008	Nylon Clip - 2N	
106	1105 0016	Nylon Clip - 4N	
107	0951 4010W	Philips Screw With Flat Washer - M4x10	
108	0803 0018	Knob Screw	
109	0720 0030E	Retaining Ring - M3	

# 15. VERTICAL TRANSPORT 2

September 01, '86



## 15. VERTICAL TRANSPORT 2

September 01, '86

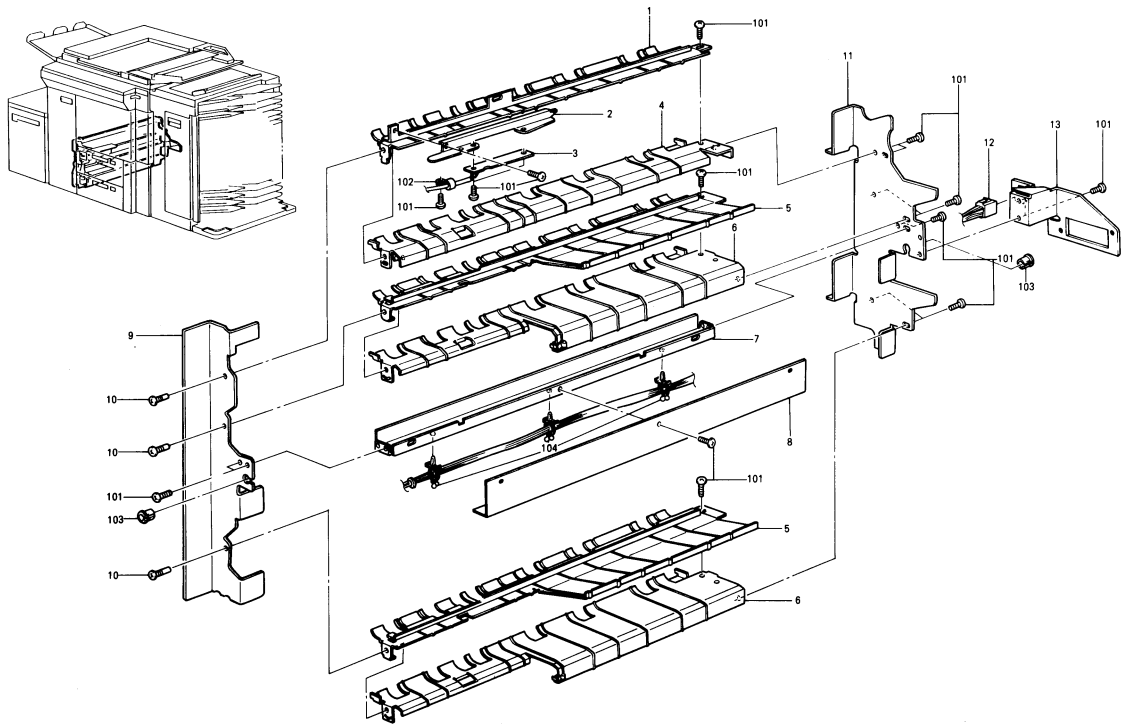
Index No.	Part No.	Description	Q'ty Per Assembly
1	5446 2761	Front Side Plate - Paper Feed	1
2	5053 0223	Bushing - 8mm	3
3	5446 2844	Gear - 20T	2
4	5442 4163	Knob - Fusing Unit	1
5	5446 2778	Transprot Guide Plate	1
6	5446 2783	Mylar - Vertical Transport	3
7	5446 2798	Shaft Guide - Transport Roller	8
8	5446 2799	Spring - Transport Roller	6
9	5446 2800	Pressure Plate - Transport Roller	6
10	5446 2768	Rear Side Platge - Paper Feed	1
11	5446 2843	Gear - 40T	1
12	5446 2802	Gear - 30T	1
13	5219 2813	Sprocket - 17T	1
14	5446 2804	Gear - 30T	1
15	5053 0223	Bushing - 8mm	3
16	5446 2808	Gear - 30T	2
17	5219 2774	Sprocket - 15T	2
18	5219 2819	Sprocket - 17T	3
19	5446 2807	Gear - 20T	3
20	5446 2838	Spring - Chain Tightener	1
21	5446 2836	Lever - Chain Tightener	1
22	5446 2786	Upper Transport Roller	1
23	5446 2794	Transport Driven Roller	3
24	5446 2790	Lower Transport Roller	2
25	5446 2792	Middle Transport Roller	1
26	5446 2839	Chain Tighter Stopper	1

Index No.	Part No.	Description	Q'ty Per Assembly
101	0720 0060E	Retaining Ring - M6	
102	0805 3291	Ball Bearing - 8x16x5mm	
103	0434 0080W	Tapping Screw - M4x8	
104	0916 0148	Bushed Roller Chain - 148P	
105	0720 0040E	Retaining Ring - M4	
106	0951 4008W	Philips Screw With Flat Washer - M4x8	



# 16. VERTICAL TRANSPORT 3

September 01, '86

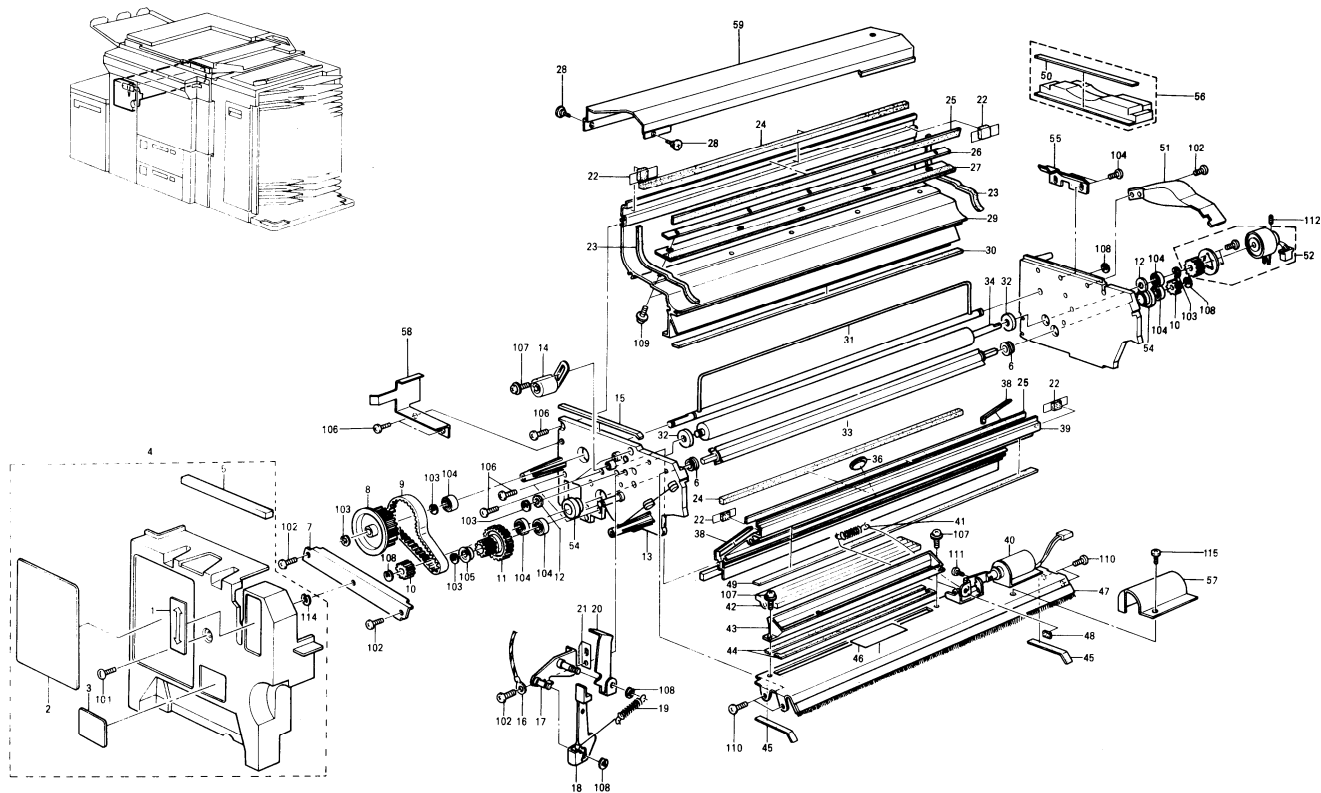


# 16. VERTICAL TRANSPORT 3

September 01, '86

Index No.	Part No.	Description	Q'ty Per Assembly
1	5446 2813	Upper Guide Plate - Duplex	1
2	5446 2822	Support Plate - Paper Sensor	1
3	5446 5240	Duplex Sensor Board	1
4	5446 2817	Lower Guide Plate - Duplex	1
5	5446 2827	Upper Guide - Paper Transport	2
6	5446 2831	Lower Guide - Paper Transport	2
7	5446 2784	Channel - Transport Harness	1
8	5446 2946	Harness Cover	1
9	5446 2761	Front Side Plate - Paper Feed	1
10	5446 2824	Screw - Duplex Guide Plate	3
11	5446 2768	Rear Side Plate - Paper Feed	1
12	5446 5165	Paper Feed Harness	1
13	5446 2841	Connector Bracket - 1000	1

Index No.	Part No.	Description	Q'ty Per Assembly
101	0434 0080W	Tapping Screw - M4x8	
102	1105 0008	Nylon Clip - 2N	
103	1106 0193	Bushing - 7.9mm	
104	1105 0090	Cable Clip - 7mm	



Index No.	Part No.	Description	Q'ty Per Assembly
1	5219 7052	Decal - English	1
2	5219 7053	Decal - English	1
3	5219 3137	Decal - 1A	1
4	5219 7051	Inner Cover - Developer	1
5	5446 3064	Seal - 5x10x110mm	1
6	5219 3318	Rubber Bushing - 5x9x3.7mm	2
7	5446 3381	Developer Tank Grip	1
8	5446 3157	Pulley - 29T	1
9	5219 3101	Timing Belt - 140xL	1
10	5219 3320	Gear - 18T	2
11	5446 3152	Cam Gear & Pulley - 43T/15T	1
12	5446 3497	Felt Seal - 3x7x15mm	2
13	5219 3331	Front Upper Guide - Developer Tank	1
14	5446 3160	Belt Front Tightener	1
15	5446 3064	Seal - 5x10x110mm	1
16	5446 5176	Grounding Wire - Developer Unit	1
17	5446 3171	Lock Bracket - Toner Cartridge	1
18	5446 3181	Release Lever Knob	1
19	5446 3192	Spring - Lock Lever	1
20	5446 3191	Lock Lever - Toner Cartridge	1
21	5446 3175	Insulating Mylar	1
22	5446 3059	Seal - 2x11x30mm	4
23	5446 3053	Seal - 3x4x140mm	2
24	5446 3054	Seal - 3x7x466mm	2
25	5446 3058	Seal - 3x8x466mm	2
26	5446 3056	Clamp Plate - Spring Plate	1
27	5446 3055	Spring Plate - Hopper A	1
28	6754 3278	Stepped Screw - M4	2
29	5446 3052	Left Casing - Developer Tank	1
30	5446 3057	Seal - 2x5x466mm	1
31	5446 3100	Toner Agitator	1
32	5424 3229	Seal - Roller	2
33	5219 3305	Developer Agitator	1
34	5219 3091	Toner Supply Roller	1
36	5446 3135	Cap - F Sensor	1

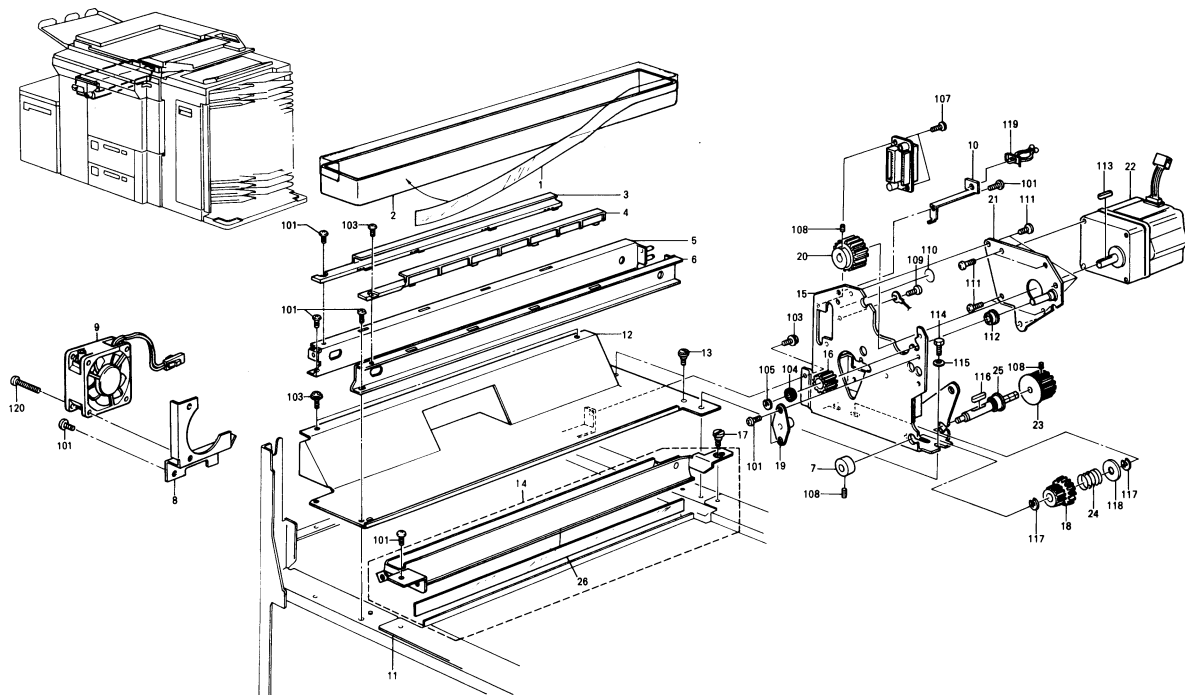
Index No.	Part No.	Description	Q'ty Per Assembly
38	5446 3140	Seal - 3x4x75mm	2
39	5219 3230	Middle Casing - Developer Tank	1
40	5446 3368	Knocking Solenoid	1
41	5429 3148	Spring - Release Lever	1
42	5446 3378	Cap - Hopper	1
43	5446 3377	Hopper - Developer	1
44	5446 3375	Seal - Hopper	2
45	5446 3379	Seal - 1x9x81mm	2
46	5446 8854	Decal - Toner Tank	1
47	5446 3354	Upper Cover - Developer Tank	1
48	5446 3359	Damper - Developer Tank	1
49	5446 3141	Seal - 3x5x466mm	1
50	5219 3122	Seal - 2x6x111mm	1
51	5446 3382	Development Drive Cover	1
52	5446 5442	Magnetic Clutch - 10KGF.CM 32T	1
54	5219 3308	Bearing Case - Agitator	2
55	5219 3126	Clamp - Toner Recovery Cartridge	1
56	5219 3120	Toner Recovery Cartridge	1
57	5446 3366	Knocking Solenoid Cover	1
58	5446 3195	Toner Cartridge Detector Plate - R	1
59	5219 7923	Toner Cartridge Cover	1
*	5219 7050	Development Unit	1

Index No.	Part No.	Description	Q'ty Per Assembly
101	0801 1239	Screw - Inner Cover	1
102	0434 0080W	Tapping Screw - M4x8	1
103	0720 0060E	Retaining Ring - M6	1
104	0805 3371	Ball Bearing - 8x22x7mm	1
105	0805 3058	Ball Bearing - 8x16x4mm	1
106	0314 0140W	Philips Pan Head Screw - M4x14	1
107	0951 4008W	Philips Screw With Flat Washer - M4x8	1
108	0720 0040E	Retaining Ring - M4	1
109	0951 3005W	Philips Screw With Flat Washer - M3x5	1
110	0314 0060W	Philips Pan Head Screw - M4x6	1
111	0314 0120W	Philips Pan Head Screw - M4x12	1
112	0575 0050E	Hexagon Headless Set Screw - M5x5	1
113	0805 3370	Ball Bearing - 6x19x6mm	1
114	0720 0030E	Retaining Ring - M3	1

Index No.	Part No.	Description	Q'ty Per Assembly
1	5446 3214	Cover - Bias Power Source	1
2	5446 3219	Insulating Mylar - Power Source	1
3	5219 5480	Power Pack - Bias	1
4	5219 5487	Development Harness	1
5	5219 3068	Seal - 3x4x93mm	1
6	5446 3211	Bracket - Bias Power Supply	1
7	5219 5487	Development Harness	1
8	5446 3362	Rear Seal - Developer Shield Plate	1
9	5446 3473	Timing Belt - Paddle	1
10	5446 3265	Gear - 40T	1
11	5446 3478	Pulley - 32T	1
12	5219 3221	Back Spill Plate	1
13	5446 3136	Developer Guide Plate	1
14	5219 3226	Developer Sensor Bracket	1
15	5446 3264	Bearing Case - Sleeve	1
16	5219 3074	Rear Seal - Development Sleeve	1
17	5446 3219	Insulating Mylar - Power Source	1
18	5446 3220	Bracket - Power Supply Connector	1
19	5446 3365	Doctor Blade	1
20	5219 3331	Front Upper Guide - Developer Tank	1
21	5446 5176	Grounding Wire - Developer Unit	1
22	5446 3158	Gear - 16T	1
23	5442 3114	Adjusting Plate - Magnet Angle	1
24	5446 3479	Pulley - 30T	1
25	5446 3064	Seal - 5x10x110mm	1
26	5446 3105	Transport Auger	1
27	5446 3129	Guide Screw - Auger	1
28	5205 3090	Developer Knob	1
29	5420 3239	Spring - Conveyor Roller	1
30	5442 3097	Clutch Drum - Developer Knob	1
31	5446 3281	Gear - 31T	1
32	5219 3294	Bearing Case - Paddle Roller	2
33	5219 3321	Paddle Roller	1
34	5219 3201	Development Roller	1
35	5446 3361	Front Seal - Developer Shield Plate	1







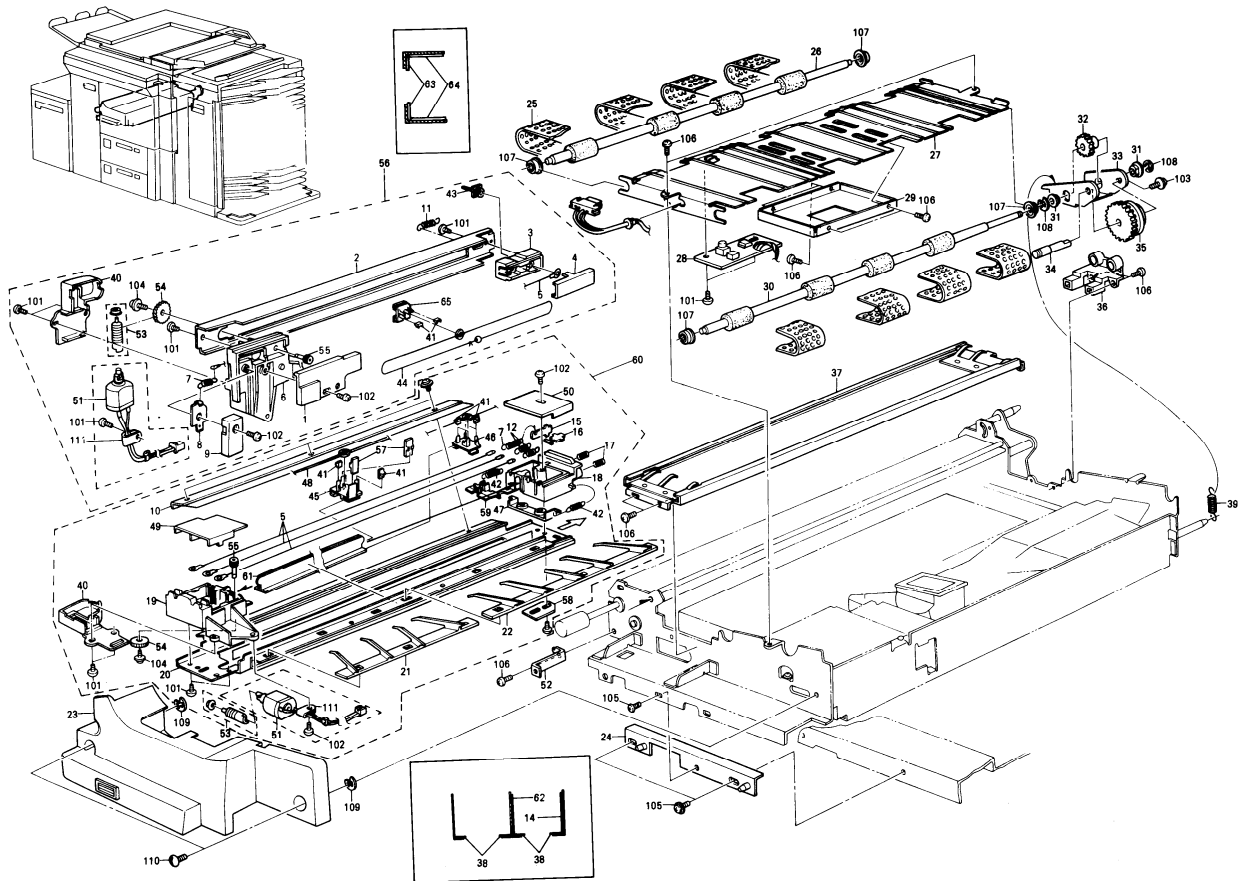
# 19. DEVELOPMENT 3

September 01, '86

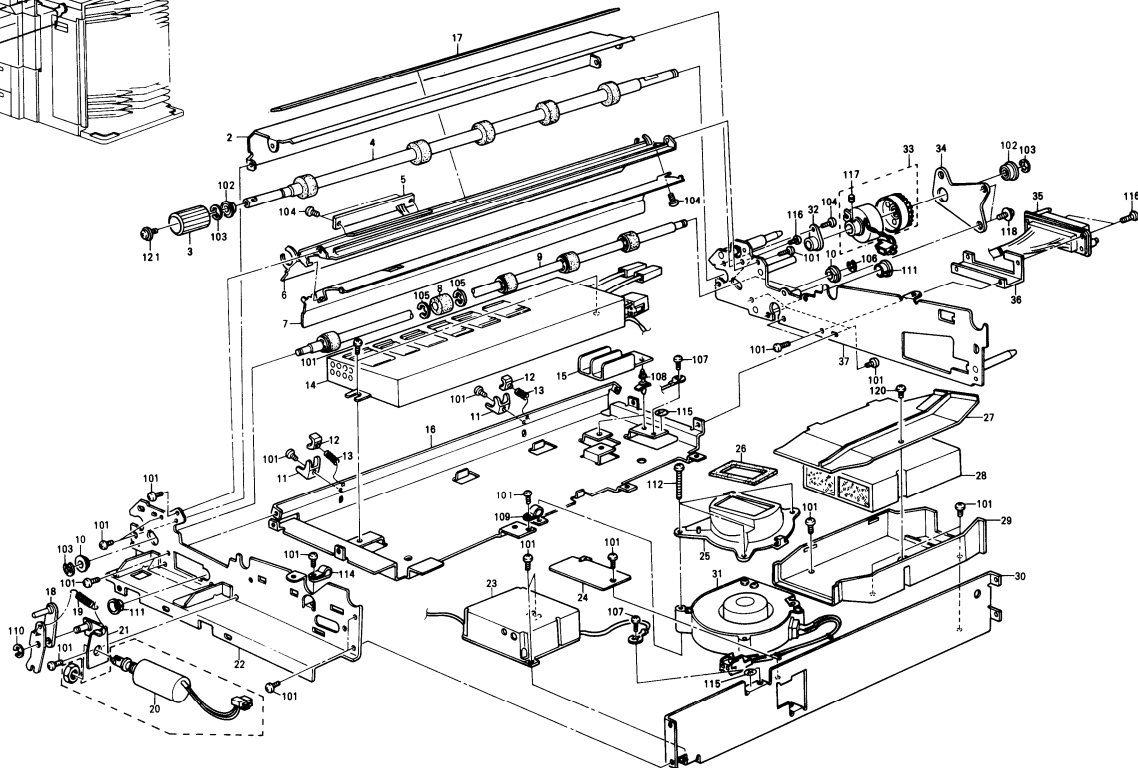
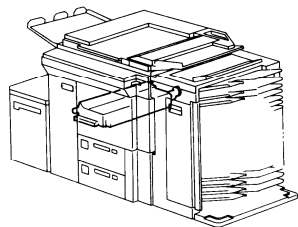
Index No.	Part No.	Description	Q'ty Per Assembly
1	5446 3474	Mylar - Receptacle	1
2	5446 3475	Developer Receptacle	1
3	5446 3390	Left Guide Rail - Developer	1
4	5446 3415	Right Guide Rail - Developer	1
5	5446 3386	Left Guide Channel	1
6	5446 3396	Right Guide Channel	1
7	5053 0449	Collar - Shaft Fixing	1
8	5219 5945	Development Fan Bracket	1
9	5219 5635	Fan Motor - AC 7/9W	1
10	5446 5825	Harness Stud	1
11	5219 1084	Right Shielding Plate	1
12	5219 1083	Left Shielding Plate	1
13	5419 5714	Stepped Screw - M4	2
14	5219 2991	Guide Plate - Front Registration	1
15	5219 3410	Development Motor Bracket	1
16	5446 3455	Gear - 23T	1
17	5219 2975	Stepped Screw - Safety Switch	1
18	5446 1146	Coupled Gear - 24T/30T	1
19	5446 3441	Rear Shaft Holder	1
20	5446 3460	Gear - 39T	1
21	5446 3447	Development Motor Plate	1
22	5219 5482	Development Motor - AC 60W	1
23	5446 1148	Pulley - 20T	1
24	5446 1147	Spring - Regist Drive	1
25	5446 1181	Regist Drive Shaft	1
26	5219 2971	Mylar Seal - 0.1x25x442mm	1

Index No.	Part No.	Description	Q'ty Per Assembly
101	0434 0080W	Tapping Screw - M4x8	
102	0314 0450W	Philips Pan Head Screw - M4x45	
103	0951 4008W	Philips Screw With Flat Washer - M4x8	
104	0805 3307	Ball Bearing - 8x14x4mm	
105	0720 0060E	Retaining Ring - M6	
106	0805 3291	Ball Bearing - 8x16x5mm	
107	0314 0100W	Philips Pan Head Screw - M4x10	
108	0575 0050E	Hexagon Headless Set Screw - M5x5	
109	0314 0080M	Philips Pan Head Screw - M4x8	
110	1005 0335	Earth Mark	
111	0315 0080W	Philips Pan Head Screw - M5x8	
112	0805 3307	Ball Bearing - 8x14x4mm	
113	0930 0404	Parallel Key	
114	0585 0100W	Bolt - M5x10	
115	0701 0050E	Flat Washer - M5	
116	0930 0403	Parallel Key	
117	0720 0080E	Retaining Ring - M8	
118	0807 5073	Washer - 10.3x20x1mm	
119	1105 0091	Cable Clip - 16mm	
120	0313 0300W	Philips Pan Head Screw - M3x30	









## 21. TRANSFER AND SEPARATION 2

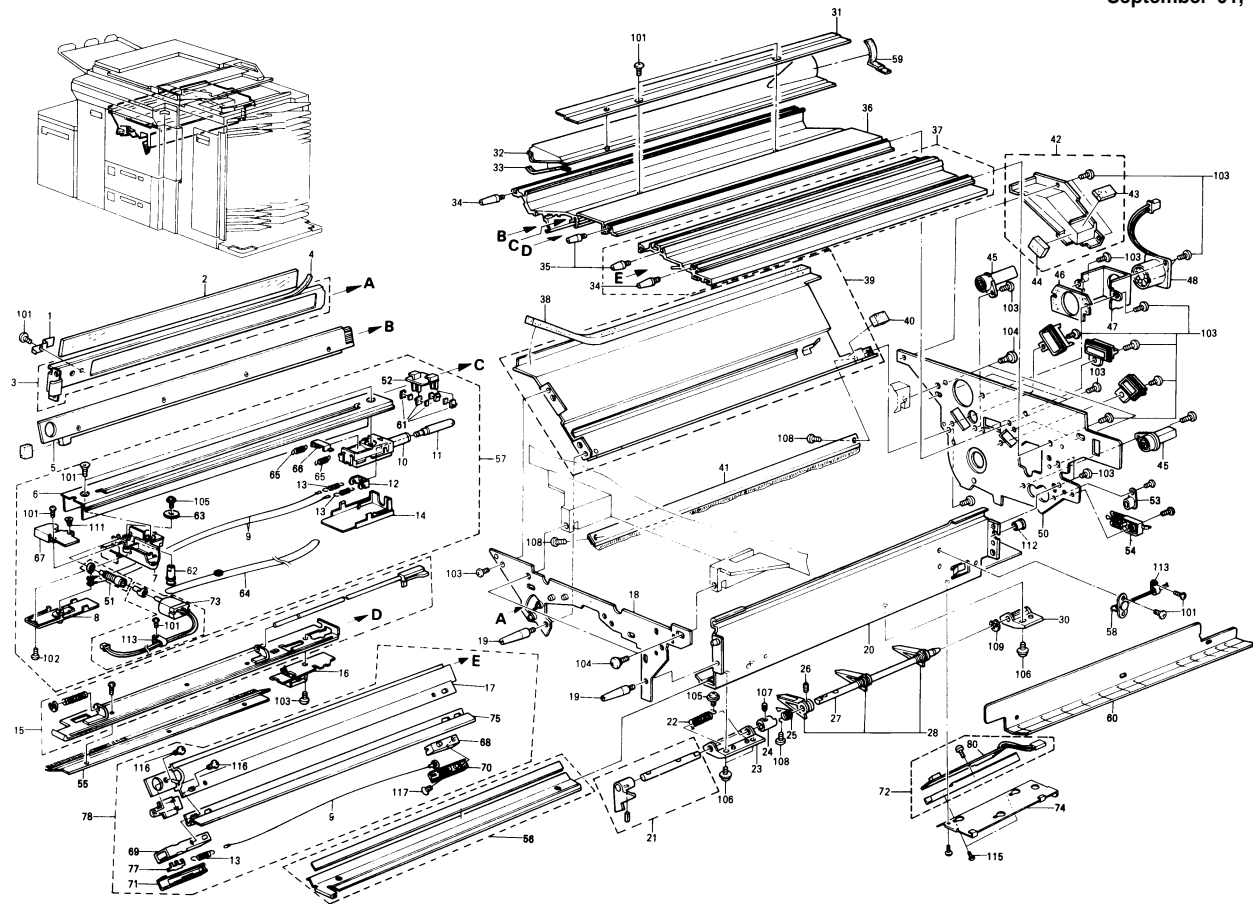
September 01, '86

Index No.	Part No.	Description	Q'ty Per Assembly
2	5446 3911	Regist Roller Cover	1
3	5424 2722	Knob - Registration Roller	1
4	5219 3889	Registration Roller	1
5	5446 5238	Rear Regist Sensor Board	1
6	5219 3883	Upper Registration Guide	1
7	5219 3881	Lower Registration Guide	1
8	5446 3878	Registration Roller Collar	5
9	5219 3876	Shaft - Lower Registration Roller	1
10	5304 1639	Bushing - 8mm	2
11	5446 3886	Shaft Holder Bracket	2
12	5446 2798	Shaft Guide - Transport Roller	2
13	5446 3884	Spring - Registration Roller	2
14	5219 5403	Power Pack - TC/SC	1
15	5446 3958	Cable Cover	1
16	5219 3892	Fan Motor Bracket	1
17	5219 3928	Mylar Seal - 0.25x13x472mm	1
18	5446 3842	Lever - Pick-off Pawl Solenoid	1
19	5429 3148	Spring - Release Lever	1
20	5446 3845	Pick-off Pawl Solenoid	1
21	5446 3839	Bracket - Pick-off Pawl Solenoid	1
22	5219 3866	Front Plate - TC/SC Unit	1
23	5219 5400	Power Pack - PTC	1
24	5446 3939	Connector Cover	1
25	5219 3895	Fan Motor Casing	1
26	5219 3894	Seal - Vacuum Fan Motor	1
27	5446 3934	Vacuum Fan Motor Cover	1
28	5446 3929	Ozone Filter	1
29	5446 3927	Vacuum Fan Casing	1
30	5219 3891	Power Pack Bracket	1
31	5420 5490	Vacuum Fan Motor Ass'y	1
32	5446 3909	Regist Guide Supporter	1
33	5446 5448	Magnetic Clutch - 5KGF.CM 36T	1
34	5219 3878	Registration Clutch Plate	1
35	5219 5491	Separation & Transfer Harness	1
36	5446 3866	T&S Connector Bracket	1

Index No.	Part No.	Description	Q'ty Per Assembly
37	5219 3871	Rear Plate - TC/SC Unit	1
38	5219 3888	Mylar - Registration Roller Guide	1
101	0434 0080W	Tapping Screw - M4x8	
102	0805 3291	Ball Bearing - 8x16x5mm	
103	0720 0060E	Retaining Ring - M6	
104	0314 0060W	Philips Pan Head Screw - M4x6	
105	0720 0080E	Retaining Ring - M8	
106	0720 0070E	Retaining Ring - M7	
107	0314 0080M	Philips Pan Head Screw - M4x8	
108	1106 0336	Nylon Stud	
109	1105 0016	Nylon Clip - 4N	
110	0720 0040E	Retaining Ring - M4	
111	1106 0411	Bushing - 11.5mm	
112	0314 0350W	Philips Pan Head Screw - M4x35	
113	0951 3008W	Philips Screw With Flat Washer - M3x8	
114	1105 0008	Nylon Clip - 2N	
115	1005 0335	Earth Mark	
116	0314 0100W	Philips Pan Head Screw - M4x10	
117	0574 0050E	Hexagon Headless Set Screw - M4x5	
118	0951 4010	Philips Screw With Flat Washer - M4x10	
120	0965 4008W	Tapping Screw With Flat Washer - M4x8	

# 22. DRUM SECTION 1

September 01, '86



22. DRUM SECTION 1

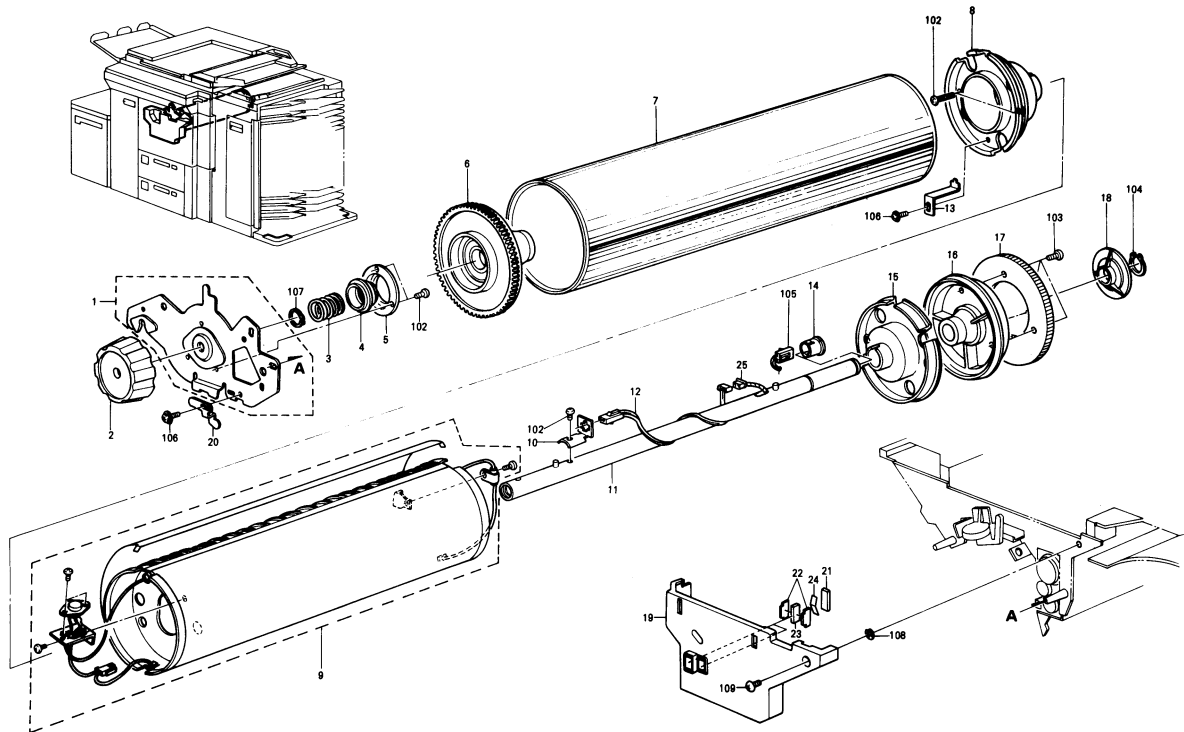
September 01, '86

Index No.	Part No.	Description	Q'ty Per Assembly
1	5446 1885	Clamp - Toner Shield Glass	1
2	5446 1881	Toner Shield Glass	1
3	5446 1882	Holder - Toner Shield Glass	1
4	5446 1884	Seal - 2x5x490mm	1
5	5219 5460	Erase Lamp	1
6	5219 2201	Charge Corona Casing	1
7	5219 2213	Front End Block - Charge Corona	1
8	5219 2255	Cover - Front End Block	1
9	5219 9101	Corona Wire - 10pcs/set	1
10	5219 2231	Rear End Block - Charge Corona	1
11	5219 2235	Guide Pin - Charge Corona	1
12	5446 2224	Corona Wire Hook	1
13	5446 3944	Spring - Charge Wire PCC	3
14	5219 2258	Cover - Rear End Block	1
15	5446 2232	Thermistor Holder	1
16	5446 5302	Drum Thermistor Board	1
17	5219 5410	Quenching Lamp	1
18	5219 2450	Front Side Plate	1
19	5446 2445	Guide Pin - 37	2
20	5219 3831	Guide Bracket	1
21	5446 3829	Release Arm - Pick-off Pawl	1
22	5446 3822	Spring - Pick-off Pawl	1
23	5446 3819	Front Holder - Pick-off Pawl Shaft	1
24	5219 3821	Joint	1
25	5446 3835	Spring - Pick-off Pawl	3
26	5446 3836	Adjusting Screw - Pick-off Pawl	3
27	5219 3841	Pick-off Pawl Shaft	1
28	5219 3822	Pick-off Pawl	3
30	5219 3828	Rear Holder - Pick-off Pawl	1
31	5446 2182	Duct Clamp	1
32	5446 2180	Main Corona Duct	1
33	5446 2181	Seal - 3x4x65mm	1
34	5446 2184	Guide Pin - 12	2
35	5446 2183	Guide Pin - 8	2
36	5446 2174	Charge Corona Guide	1

Index No.	Part No.	Description	Q'ty Per Assembly
37	5219 2190	Frame - Drum	1
38	5446 1875	Seal - 11x11x528mm	1
39	5446 1870	Drum Shielding Plate	1
40	5446 1876	Seal - 10x13x18mm	1
41	5446 1963	Antistatic Brush	1
42	5446 1869	Drum Shielding Plate	1
43	5446 1879	Seal - 8x18x35mm	1
44	5446 1878	Seal - 13x23x34mm	1
45	5446 3740	Receptacle Housing - Corona	2
46	5446 2260	Seal - Fan Motor	1
47	5446 2262	Fan Motor Bracket	1
48	5428 5152	Fan Motor - DC24V	1
50	5219 2460	Rear Side Plate	1
51	5219 2260	Worm Wheel Gear	1
52	5219 2221	Charge Corona Cleaner	1
53	5219 3726	Bias Shaft Holder	1
54	5219 3727	Bias Terminal	1
55	5446 2242	Toner Cleaning Brush	1
56	5219 3829	Toner Shielding Cover	1
57	5219 2200	Charge Corona Unit	1
58	5446 5456	Thermostat - 50°C	1
59	5446 2194	Seal - 2x6x118mm	1
60	5219 3837	Transport Upper Guide	1
61	5219 9103	Corona Wire Cleaner - 12pcs/set	1
62	5219 2217	Clenae Drive Pulley	1
63	5219 2216	Cleaner Drive Wheel - 36T	1
64	5219 9105	CC Cleaner Wire - 10pcs/set	1
65	5219 2246	Spring Idle Pulley - MC,TD	2
66	5219 2240	Charge Corona Pulley	1
67	5219 2263	Cleaner Motor Cover - Main Corona	1
68	5219 2283	Rear End Block - Quenching Lamp	1
69	5219 2284	Front End Blok - Quenching Lamp	1
70	5219 2286	Cover - Rear End Block	1
71	5219 2287	Cover - Front End Block	1
72	5219 3846	ID Sensor Holder	1

Index No.	Part No.	Description	Q'ty Per Assembly
73	5219 5429	Corona Wire Cleaner Motoro-DC 1.56W	1
74	5219 3843	ID Sensor Bracket	1
75	5219 2280	Casing - CFL	1
77	5219 2285	Tab - CFL	1
78	5219 2162	Quenching Lamp Ass'y	1
79	5446 3853	Toner Catch Mylar	1
80	5219 5495	ID Sensor Board	1

Index No.	Part No.	Description	Q'ty Per Assembly
101	0314 0060W	Philips Pan Head Screw - M4x6	
102	0971 4006A	Philips Polycarbonate Screw - M4x6	
103	0434 0080W	Tapping Screw - M4x8	
104	0803 0020	Stepped Screw	
105	0951 3006W	Philips Screw With Flat Washer - M3x6	
106	0951 4006W	Philips Screw With Flat Washer - M4x6	
107	0573 0030E	Hexagon Headless Set Screw - M3x3	
108	0313 0060W	Philips Pan Head Screw - M3x6	
109	0720 0040E	Retaining Ring - M4	
110	0720 0050E	Retaining Ring - M5	
111	0324 0060W	Philips Sunken Head Screw - M4x6	
112	1106 0241	Bushing - 6.7mm	
113	1105 0008	Nylon Clip - 2N	
115	0312 5040W	Philips Pan Head Screw - M2.5x4	
116	0314 0080W	Philips Pan Head Screw - M4x8	
117	0972 4006A	Philips Polycarbonate Screw - M4x6	



## 23. DRUM SECTION 2

September 01, '86

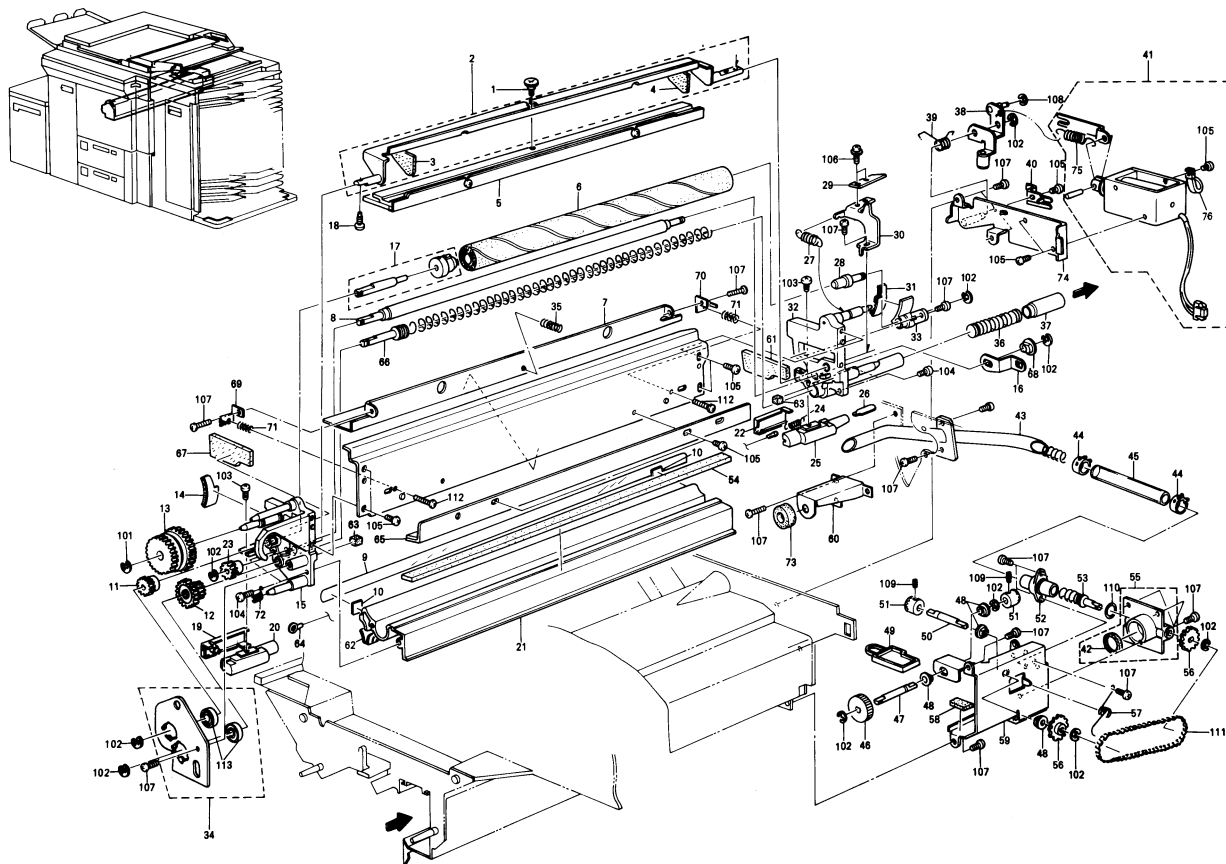
Index No.	Part No.	Description	Q'ty Per Assembly
1	5219 2411	Drum Stay	1
2	5446 2415	Fixing Knob - Drum Screw	1
3	5446 2423	Spring - Drum Shaft	1
4	5446 2422	Spring Cover	1
5	5446 2421	Spring Stopper	1
6	5446 2395	Drum Front Flange	1
7	5446 9510	SE. Drum	1
8	5446 2368	Front Flange - Drum Heater	1
9	5446 5482	Drum Heater	1
10	5446 2360	Heater Connector Bracket	1
11	5446 2354	Drum Support Shaft	1
12	5446 5191	Drum Heater Support Harness	1
13	5446 2362	Drum Heater Stopper	1
14	5446 2361	Bushing - Drum Shaft	1
15	5446 2364	Rear Flange - Drum Heater	1
16	5446 2375	Drum Rear Flange	1
17	5446 2380	Drum Ring Gear	1
18	5446 2381	Drum Shaft Collar	1
19	5219 2440	Drum Inner Cover	1
20	5219 2418	Separation Pawl Stopper	1
21	5446 2977	Magnet Catch Cover	2
22	5054 0443	Plate - Magnet Catch	4
23	5054 0444	Magnet	2
24	5446 2433	Plate Spring - Magnet Catch	2
25	5446 5193	Drum Heater Joint Harness	1

Index No.	Part No.	Description	Q'ty Per Assembly
102	0434 0080W	Tapping Screw - M4x8	
103	0314 0100W	Philips Pan Head Screw - M4x10	
104	0725 0200E	Retaining Ring C - M20	
105	1102 1507	Connector - 2P	
106	0951 4008W	Philips Screw With Flat Washer - M4x8	
107	0805 0070	Retaining Ring C - M8	
108	0720 0030E	Retaining Ring - M3	
109	0801 1239	Screw - Inner Cover	



## 24. CLEANING UNIT

September 01, '86



24. CLEANING UNIT

September 01, '86

Index No.	Part No.	Description	Q'ty Per Assembly
1	5446 3648	Stepped Screw - M4	1
2	5219 3598	Cleaning Blade Holder	1
3	5219 3605	Front Seal - Blade Holder	1
4	5219 3606	Rear Seal - Blade Holder	1
5	5446 3645	Cleaning Blade	1
6	5219 3631	Cleaning Brush	1
7	5219 3622	Blade Cleaner	1
8	5219 3608	Cleaning Bias Roller	1
9	5446 9008	Seal - Cleaning Entrance	1
10	5446 3592	Seal - 1x9x3mm	2
11	5446 3572	Gear - 20T	1
12	5219 3613	Gear - 17T/18T	1
13	5446 3565	Coupled Gear - 35T/42T	1
14	5446 3562	Front Seal - Drum Guide	1
15	5219 3560	Front Side Plate - Cleaning Unit	1
16	5219 3590	Cleaning Bias Terminal	1
17	5219 3611	Brush Front Shaft	1
18	5446 3607	Blade Swing Pin	1
19	5446 3630	Front End Block Cover - PCC	1
20	5446 3625	Front End Block - PCC	1
21	5219 3593	Cleaning Unit Casing	1
24	5446 3631	Rear End Block Cover - PCC	1
23	5219 3609	Gear - 15T	1
24	5446 3944	Spring - Charge Wire PCC	1
25	5446 3627	Rear End Block - PCC	1
26	5446 3628	PCC Tad	1
27	5446 3655	Spring - Blade Release	1
28	5219 3642	Brush Rear Shaft	1
29	5446 3608	Cleaning Blade - Adjusting Plate	1
30	5219 3610	Blade Pressure Lever	1
31	5446 3584	Rear Seal - Drum Guide	1
32	5219 3578	Rear Side Plate - Cleaning Unit	1
33	5219 3640	Holder	1
34	5219 3645	Side Plate Stopper	1
35	5894 2275	Cam Spring	1

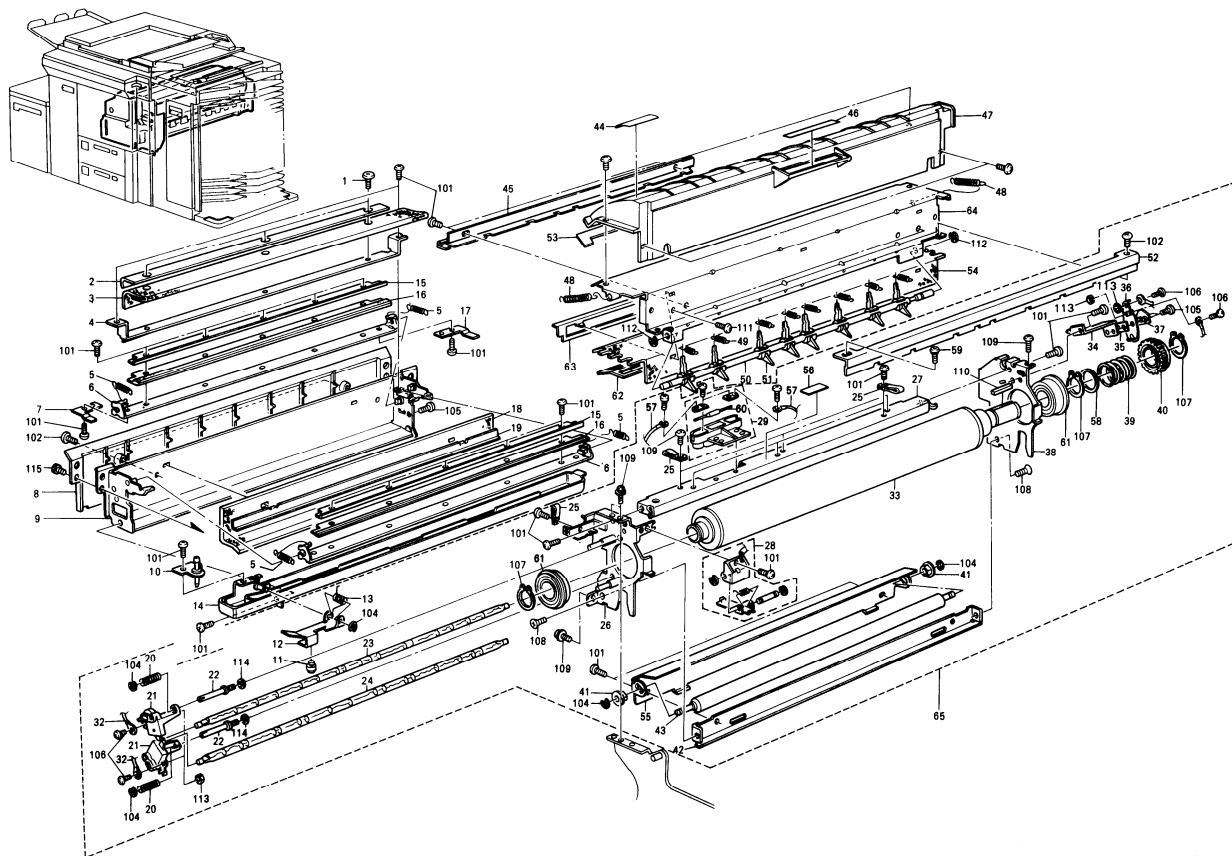
Index No.	Part No.	Description	Q'ty Per Assembly
36	5446 3620	Spring - Toner Receiving	1
37	5446 3619	Toner Receiving Pipe	1
38	5446 3665	Cleaning Solenoid Lever	1
39	5446 3668	Spring - Cleaning Solenoid Plunger	1
40	5446 3670	Stopper - Cleaning Solenoid Plunger	1
41	5446 3675	Pressure Solenoid	1
42	5219 3723	Seal - Toner Shielding	1
43	5219 3706	Toner Recovery Pipe	1
44	5446 3729	Band - Vinyl Tube	2
45	5446 3728	Vinyl Tube - M14	1
46	5446 3711	Gear - 47T	1
47	5446 3710	Drive Shaft - Toner Recovery	1
48	5446 3707	Bushing - 6x10x6mm	4
49	5446 3736	Drawer - Toner Recovery	1
50	5219 3710	Shaft - Toner Recovery	1
51	5446 3712	Bevel Gear - 14T	2
52	5446 3731	Pipe Holder - Toner Recovery	1
53	5219 3721	Spring - Toner Recovery	1
54	5219 3595	Seal - 4x13x464mm	1
55	5219 3722	Joint - Toner Recovery	1
56	5446 3706	Sprocket - 13T	2
57	5446 3735	Spring - Drive	1
58	5446 3702	Seal - 4x12x35mm	3
59	5219 3702	Toner Recovery Bracket	1
60	5219 3713	Bracket - Toner Recovery Pipe	1
61	5219 3587	Rear Side Seal - Cleaning Unit	1
62	5219 3596	Insulating Tape - PCC	1
63	5219 3569	Seal - 9x9x10mm	2
64	5219 9101	Corona Wire - 10pcs/set	1
65	5219 3625	Bias Roller Blade	1
66	5219 3635	Toner Collection Coil	1
67	5219 3565	Front Side Seal - Cleaning Unit	1
68	5053 0447	Bushing - 6x10x6mm	1
69	5219 3647	Front Cleaner Bracket	1
70	5219 3648	Rear Cleaner Bracket	1

Index No.	Part No.	Description	Q'ty Per Assembly
71	5219 3649	Adjusting Spring	2
72	5219 3597	Spring - Ground	1
73	5219 3717	Seal - Toner Shielding	1
74	5446 3661	Cleaning Solenoid Bracket	1
75	5446 3676	Spring - Blade Pressure	1
76	5415 4125	Nylon Clip	1
*	5219 3551	Cleaning Unit	1

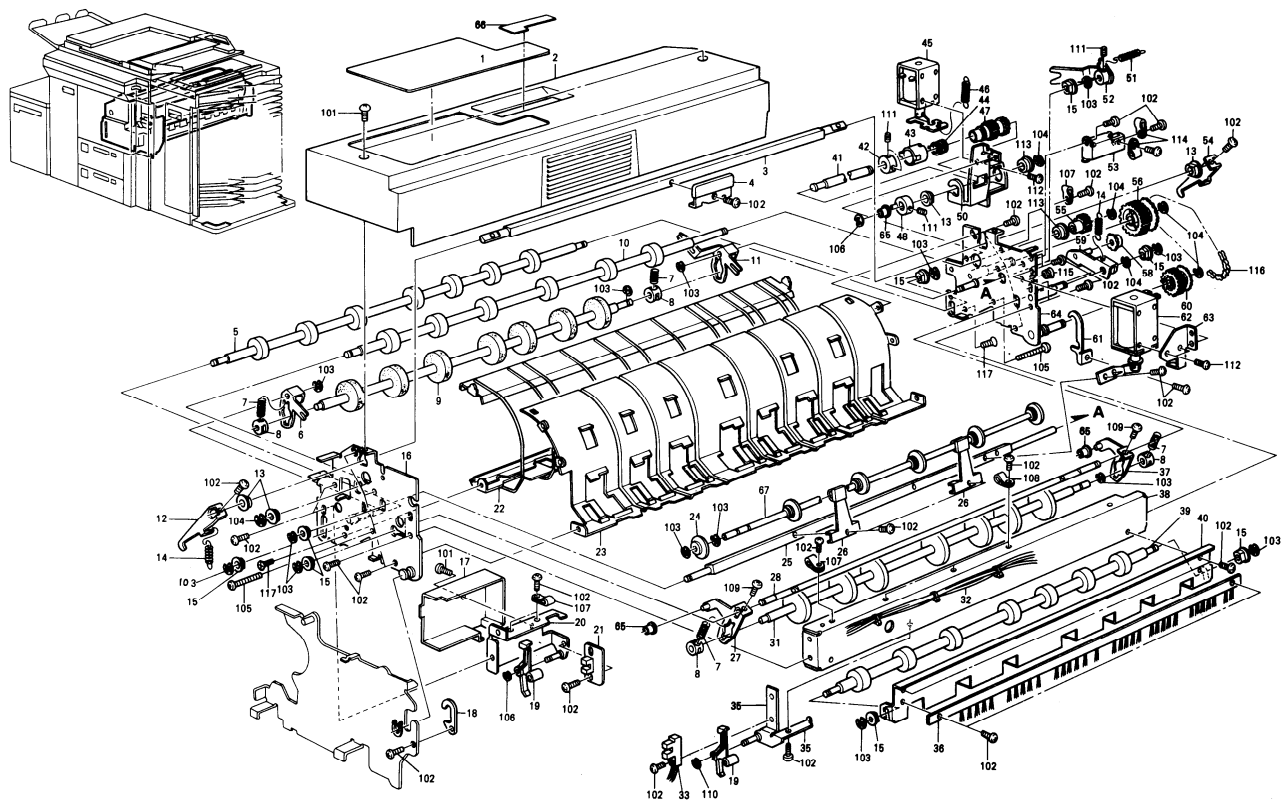
Index No.	Part No.	Description	Q'ty Per Assembly
101	0720 0060E	Retaining Ring - M6	
102	0720 0040E	Retaining Ring - M4	
103	0971 4006A	Philips Polycarbonate Screw - M4x6	
104	0434 0140W	Tapping Screw - M4x14	
105	0314 0060W	Philips Pan Head Screw - M4x6	
106	0951 3006W	Philips Screw With Flat Washer - M3x6	
107	0434 0080W	Tapping Screw - M4x8	
108	0720 0030E	Retaining Ring - M3	
109	0574 0050E	Hexagon Headless Set Screw - M4x5	
110	0808 0001	O Ring - 13.8mm	
111	0910 0044	Hook Link Chain - 44P	
112	0314 0140W	Philips Pan Head Screw - M4x14	
113	0740 3906	Bearing	





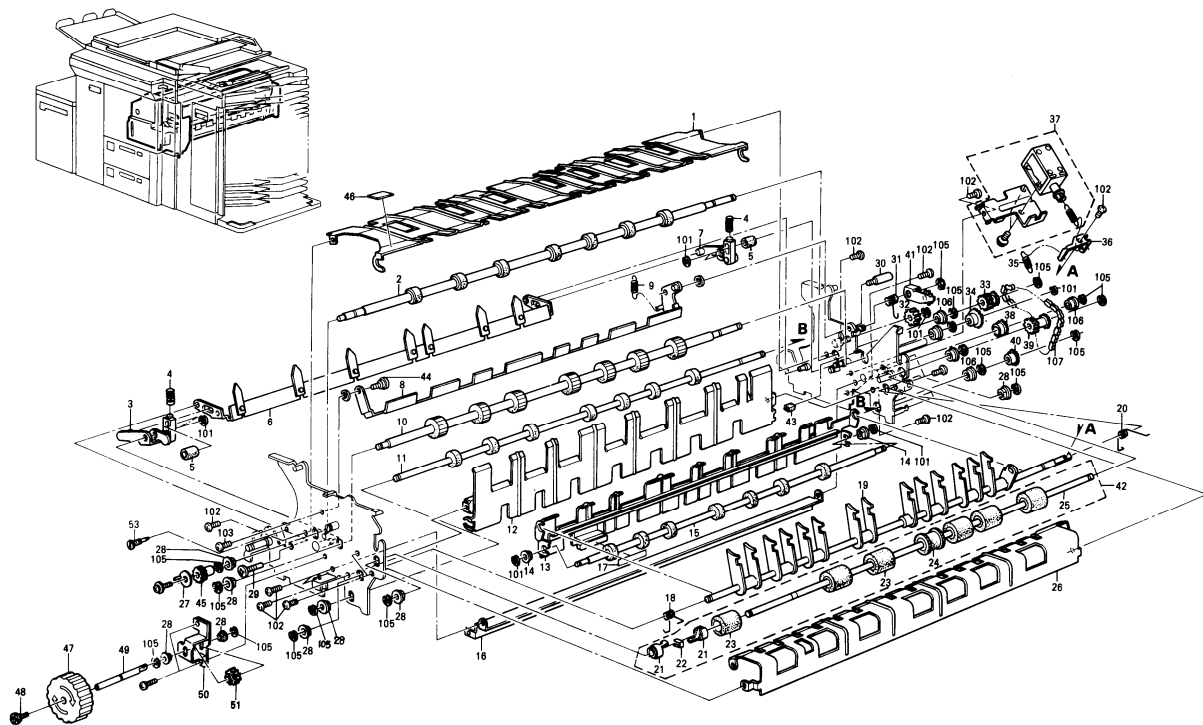










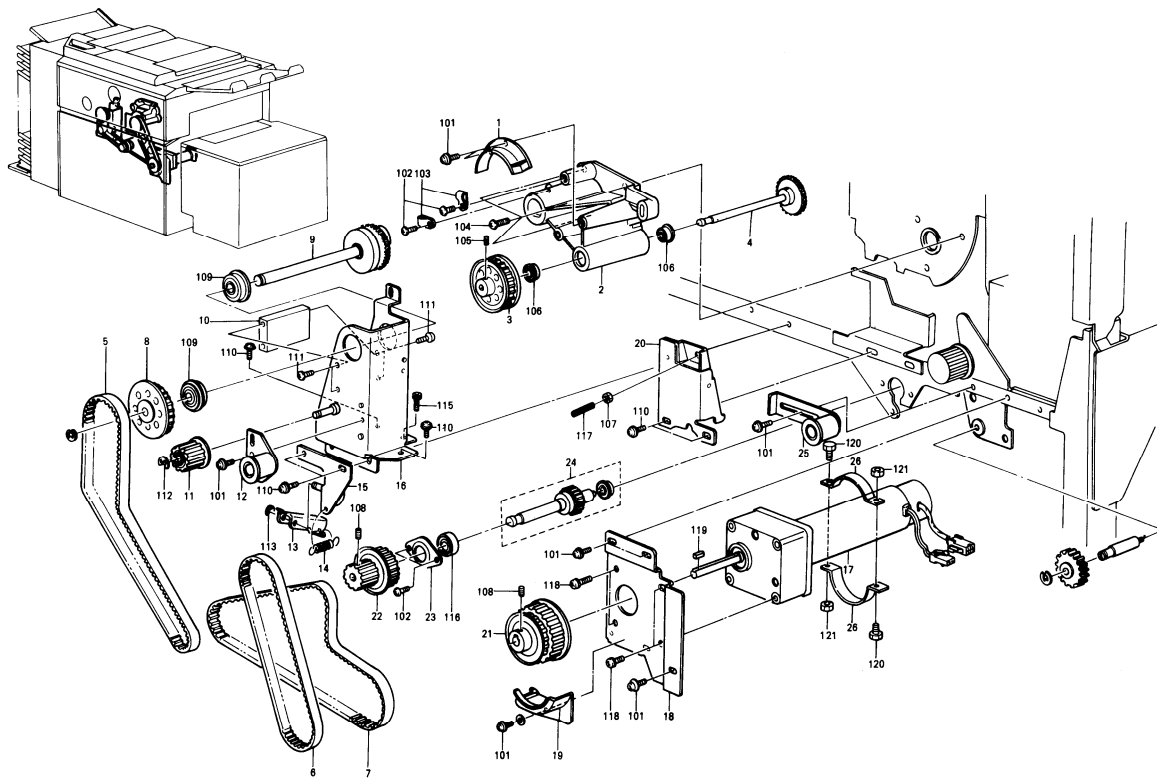


## 28. FUSING AND INVERTOR 4

September 01, '86

Index No.	Part No.	Description	Q'ty Per Assembly
1	5446 4494	Rear Fusing Guide	1
2	5446 4491	Fusing Transport Roller - Lower	1
3	5446 4393	Front Lever - Pressure Pawl	1
4	5446 4402	Spring - Pressure Pawl Lever	2
5	5446 4401	Cushion - Left Support Guide	2
6	5219 4481	Pressure Roller Pawl	1
7	5446 4406	Rear Lever - Pressure Pawl	1
8	5446 4481	Support Plate - Pressure Pawl	1
9	5219 4497	Spring - Support Guide Plate	1
10	5446 4465	Drive Invertor Roller	1
11	5446 4411	Drive Transport Roller	1
12	5446 4415	Left Transport Guide	1
13	5446 4436	Right Transport Guide	1
14	5053 0447	Bushing - 6x10x6mm	2
15	5446 4445	Driven Transport Roller	1
16	5446 4371	Middle Stay - Fusing Unit	1
17	5219 7069	Decal - 3E	1
18	5446 4425	Spring - Front Transport Guide	1
19	5446 4420	Turn Plate	1
20	5446 4426	Spring - Rear Transport Guide	1
21	5409 2935	Core - Feed Out Roller	14
22	5409 2936	Spring Plate - Feed Out Roller	7
23	5446 4459	Lower Exit Roller	6
24	5446 4453	Core - Lower Exit Roller	1
25	5446 4451	Lower Shaft - Exit Roller	1
26	5446 4461	Lower Exit Guide	1
27	5446 4330	Pump Drive Plate	1
28	5053 0223	Bushing - 8mm	7
29	5446 4475	Guide Screw - Pressure Pawl	1
30	5446 4486	Support Guide Stud	1
31	5446 4582	Spring - Fusing Transport Tightener	1
32	5219 4574	Gear - 17T	1
33	5446 4561	Gear & Sprocket - 14T/16T	1
34	5446 4567	Sprocket - 22T	1
35	5446 4577	Spring - Turn Plate	1

Index No.	Part No.	Description	Q'ty Per Assembly
36	5446 4576	Turn Plate Lever	1
37	5219 4581	Turn Solenoid	1
38	5219 4573	Sprocket - 17T	1
39	5446 4458	Gear & Sprocket - 16T/19T	1
40	5219 4560	Sprocket - 16T	1
41	5219 4593	Fusing Transport Tightner	1
42	5446 4450	Lower Exit Roller Ass'y	1
43	5446 4488	Cushion - Right Support Guide	1
44	5875 1521	Shoulder Screw - M4	1
45	5219 4888	Gear - 22T	1
46	5219 4501	Rubber Pao	1
47	5219 4514	Fusing Unit Knob	1
48	5219 4517	Stepped Screw	1
49	5219 4883	Fusing Knob Shaft	1
50	5219 4884	Bracket - Fusing Knob Shaft	1
51	5219 4887	Gear - 26T	1
53	5446 3129	Guide Screw - Auger	1
101	0720 0040E	Retaining Ring - M4	
102	0434 0080W	Tapping Screw - M4x8	
103	0314 0060W	Philips Pan Head Screw - M4x6	
104	0951 3006W	Philips Screw With Flat Washer - M3x6	
105	0720 0060E	Retaining Ring - M6	
106	0805 3291	Ball Bearing - 8x16x5mm	
107	0916 0086	Bushed Roller Chain - 86P	

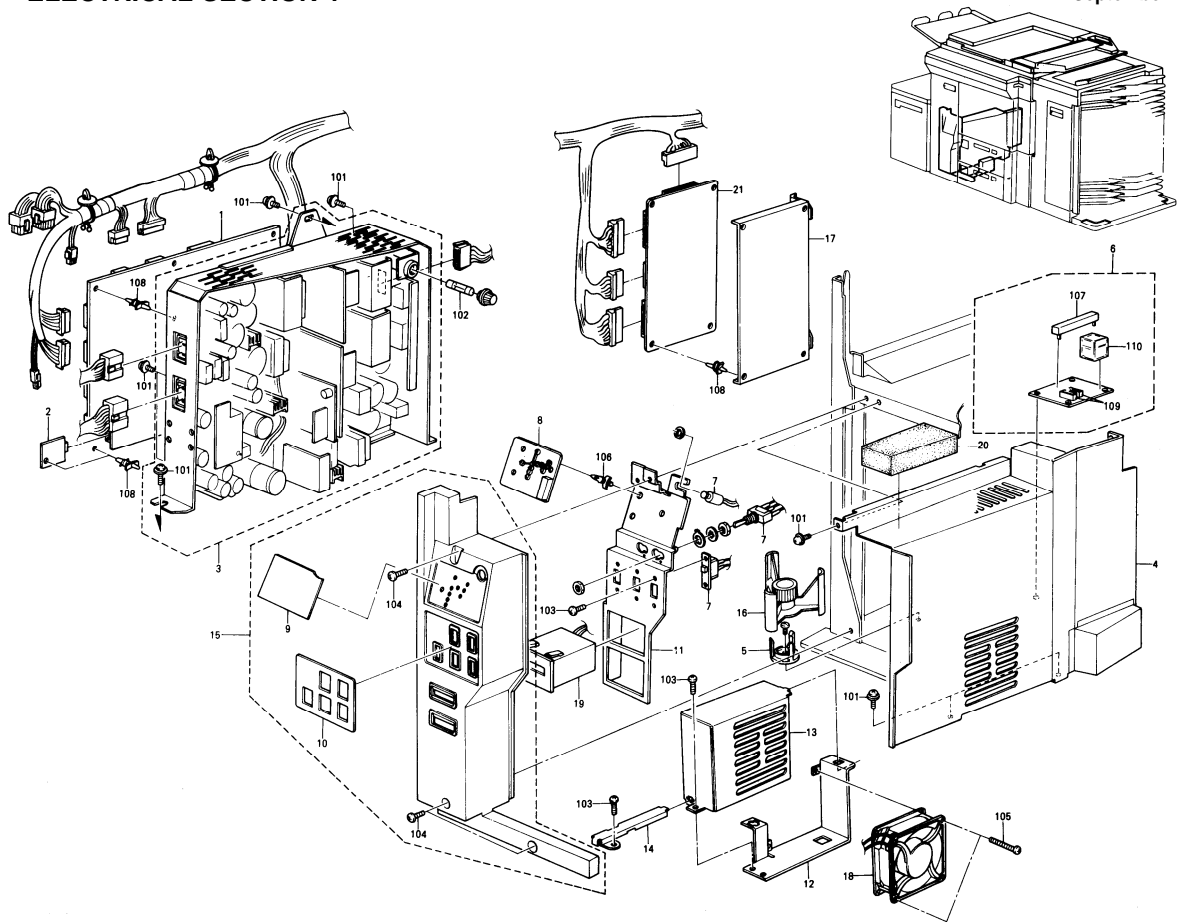


## 29. DRIVE SECTION

September 01, '86

Index No.	Part No.	Description	Q'ty Per Assembly
1	5446 1101	Upper Cover - Belt Supporter	1
2	5446 2461	Drum Drive Bracket	1
3	5446 1116	Pulley - 35T	1
4	5446 1120	Drum Drive Gear - 82T	1
5	5219 1193	Timing Belt - 332xL	1
6	5219 1191	Timing Belt - 230xL	1
7	5219 1192	Timing Belt - 240xL	1
8	5219 1172	Pulley - 38T	1
9	5219 1175	Fusing Drive Gear - 53T	1
10	5446 1169	Stud - Fusing Drive Bracket	1
11	5446 1160	Pulley - 18T	1
12	5446 1175	Timing Belt Tightener - Fusing Unit	1
13	5446 6415	Click Arm - Duplex Unit	1
14	5446 6417	Spring - Duplex Unit	1
15	5446 6410	Click Arm Bracket	1
16	5446 1165	Fusing Drive Bracket	1
17	5219 5620	Main Therbo Motor - DC 66W	1
18	5446 1103	Main Motor Bracket	1
19	5446 1102	Bottom Cover - Belt Supporter	1
20	5446 2480	Holder Bracket - Side Plate	1
21	5446 1113	Pulley - 35T/41T	1
22	5446 1125	Pulley - 18T/30T	1
23	5446 1134	Bearing Case	1
24	5219 1151	Paper Feed Gear - 30T	1
25	5446 1170	Timing Belt Tightener - Regist	1
26	5219 5908	Stay - Main Motor	2

Index No.	Part No.	Description	Q'ty Per Assembly
101	0951 4008W	Phillips Screw With Flat Washer - M4x8	
102	0434 0080W	Tapping Screw - M4x8	
103	1105 0005	Nylon Clip - 3N	
104	0803 0028	Brass Screw	
105	0575 0060E	Hexagon Headless Set Screw - M5x6	
106	0805 3300	Ball Bearing - 8x22x7mm	
107	0710 0050W	Hexagon Nut - M5	
108	0575 0050E	Hexagon Headless Set Screw - M5x5	
109	0742 3210	Ball Bearing - 10x30x9mm	
110	0951 4010W	Phillips Screw With Flat Washer - M4x10	
111	0434 0080W	Tapping Screw - M4x8	
112	0720 0060E	Retaining Ring - M6	
113	0720 0040E	Retaining Ring - M4	
114	0720 0050E	Retaining Ring - M5	
115	0594 0080E	Bolt - M4x8mm	
116	0805 3087	Ball Bearing - 10x26x8mm	
117	0535 0200E	Hexagon Headless Set Screw - M5x20	
118	0951 5010W	Phillips Screw With Flat Washer - M5x10	
119	0930 0406	Parallel Key	



### 30. ELECTRICAL SECTION 1

September 01, '86

Index No.	Part No.	Description	Q'ty Per Assembly
1	5219 5230	Main P.C.B. - 115V	1
1	5219 5235	Main P.C.B. - 220/240V	1
2	6813 5101	Timer P.C.B.	1
3	5219 5640	Power Supply Unit - 115V	1
3	5219 5642	Power Supply Unit - 220/240V	1
4	5219 5905	Partition Plate	1
5	5446 2492	Drum Guide Bracket	1
6	5446 5293	Rush Current P.C.B. - 220/240V	1
7	5219 5681	Monitor Harness	1
8	5219 5683	Monitor P.C.B.	1
9	5219 5926	Decal - Jam Indicator - P,N,K	1
10	5219 5927	Decal - Tune Switch - P,N,K	1
11	5219 5924	Jam Indicator Bracket	1
12	5219 5915	Bracket - Vertical Transport Fan	1
13	5219 5916	Cover - Vertical Transport Fan	1
14	5219 5917	Side Cover - Vertical Transport	1
15	5219 5925	Jam Indicator Panel - P,N,K	1
16	5446 2488	SE. Drum Guide	1
17	5219 5941	Bracket - Drive Control Board	1
18	5446 5403	Cooling Fan Motor - AC12/11W - 220V	1
19	5439 9015	Total Counter	1
20	5938 2630	Pad - Open Section	1
21	5219 5220	DC Drive P.C.B.	1

Index No.	Part No.	Description	Q'ty Per Assembly
101	0951 4008W	Philips Screw With Flat Washer - M4x8	
102	1107 0353	Fuse - 10A	
103	0434 0080W	Tapping Screw - M4x8	
104	0344 0080F	Philips Truss Head Screw - M4x8	
105	0314 0450W	Philips Pan Head Screw - M4x45	
106	1106 0367	Nylon Stud	
107	1600 0616	Resistor - 150HM 20T	
108	1105 0160	Clamp	
109	1103 1004	Connector - 6P	
110	1208 1044	Power Relay - 220V	



### 31. ELECTRICAL SECTION 2

September 01, '86

Index No.	Part No.	Description	Q'ty Per Assembly
1	5219 5671	Dev. Trans & Heater Relay Ass'y	1
2	5219 1077	Harness Shielding Plate	1
3	5219 5672	Heater Relay Board	1
4	5219 5673	Development Transformer - 100V6,15V	1
5	5219 5960	Transformer Relay Bracket	1
6	5219 5484	Development Motor Control Board	1
7	5446 5308	Relay Board	1
8	5446 5817	Bracket - Relay Board	1
9	5403 4334	Connector Ass'y - 115V	1
9	5410 5061	Terminal - 220V	1
10	5219 5622	Power Supply Cord - 115V	1
10	5408 7968	Power Supply Cord - 220/240V	1
11	5446 5811	Bracket - Power Supply Unit	1
12	5446 5815	Relay Bracket	1
13	5219 1091	Shielding Cover Shaft	1
14	5446 5832	Connector Guide Pin	6
15	5424 2625	Spring - Connector	6
16	5219 5605	Power Relay Harness - DC	1
17	5219 1090	Fusing Connector Bracket	1
18	5219 7903	Connector Bracket - Duplex Tray	1
19	5219 5603	Power Relay Harness - AC - 115V	1
19	5219 5604	Power Relay Harness - AC - 220/240V	1
20	5219 1076	Plate - Power Supply Cord	1
21	5401 3731	Stepped Screw - M4	2
22	5446 1094	Connector Bracket - 500	1
23	5219 1075	Rear Base Channel	1
24	5446 3990	Connector Bracket - 24	1
25	5219 1088	Bracket - Left Rear Cover	1
26	5219 5653	DC Main Harness	1
27	5219 5931	Rear Harness Channel	1
28	5446 1069	Edging - B	1
29	5446 1159	Fusing Connector Cover	1
30	5446 1098	Rubber Cushion	1
31	5446 1104	Fusing Connector Cover	1
32	5446 1100	Spring - Shielding Cover	1

Index No.	Part No.	Description	Q'ty Per Assembly
33	5219 5937	Bracket - Power Supply Cord - 115V	1
33	5422 1399	Bracket - Power Supply Cord - 220V	1
34	5446 1138	Cam Follower - Shielding Cover	1
35	5424 3878	Collar - Transport Tank	1
36	5446 1135	Cam Follower Supporter	1
37	5446 5179	Grounding Wire - 220V	1
38	5446 5190	Exposure Lamp Support Harness	1
39	5219 5465	Solid State Relay Ass'y	1
101	1106 0336	Nylon Stud	
102	0720 0040E	Retaining Ring - M4	
103	1104 0224	Relay Bracket	
104	0314 0060W	Philips Pan Head Screw - M4x6	
105	1107 0524	Circuit Breaker - 25A (115V)	
105	1107 0375	Circuit Breaker - 10A (220V)	
106	1106 0241	Bushing - 6.7mm	
107	1208 0479	Power Relay - DC24V	
108	1602 0897	Noise Filter - 115V	
109	0434 0080W	Tapping Screw - M4x8	
110	1105 0091	Cable Clip - 16mm	
111	0314 0080M	Philips Pan Head Screw - M4x8	
112	0706 0040	Toothed Washer - M4	
113	1005 0335	Earth Mark	
114	1105 0009	Nylon Clip - 5N	
115	1106 0457	Cord Stopper - 115V	
115	1106 0442	Cord Stopper - 220/240V	
116	0434 0080W	Tapping Screw - M4x8	
117	1208 0466	Solid State Relay - 120V	





## 32. ELECTRICAL SECTION 3

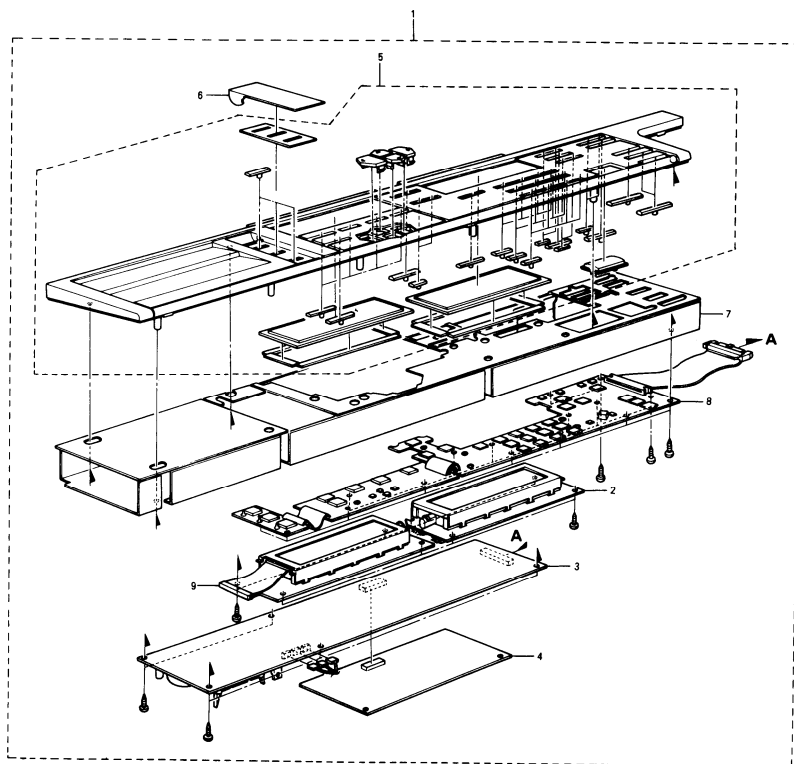
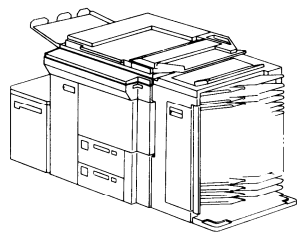
September 01, '86

Index No.	Part No.	Description	Qty Per Assembly
1	5446 5109	Scanner Control Board	1
2	5219 1887	Pad - 4x6x166mm	1
3	5219 1885	Right Shielding	1
4	5219 1877	Rear Shield Plate Ass'y	1
5	5446 1722	Exposure Connector Bracket	1
6	5446 1895	Left Shielding Plate	1
7	5219 1883	Pad - 6x10x180mm	1
8	5446 5401	Optics Cooling Fan - AC18/16W - 220V	1
9	5219 1890	Optics Fan Duct	1
10	5219 5951	Duct - Rear Optics Fan	1
11	5219 5658	AC Main Harness	1
12	5446 1077	Shaft Clamp	2
13	5219 4309	Pad - Ventilation Fan	1
14	5446 4298	Bracket - Ventilation Fan	1
15	5446 5403	Cooling Fan Motor - AC12/11W - 220V	1
16	5446 4301	Ozone Filter - Fusing	1
17	5446 4296	Ventilation Fan Duct	1
18	5446 4297	Small Pad - Ventilation Fan	1
19	5446 2270	Filter - Fan Motor	1
20	5219 2278	Duct Fan Seal	1
21	5446 2266	Fan Motor Duct	1
22	5446 2272	Seal - Duct Bracket	1
23	5219 5452	Power Pack - CC/PC	1
24	5219 5305	Lamp Regulator 79.75V 50/60Hz	1
25	5219 5653	DC Main Harness	1
26	5219 5955	Upper Rear Channel - P.C.B	1
27	5446 1071	Upper Right Frame	1
28	5446 1070	Upper Left Frame	1
29	5219 5952	Spacer - Optics Cooling Fan	4
30	5219 5320	Lens Board	1
31	5219 5450	Power Pack - Cleaning Bias	1
32	5219 1884	Pad - 6x10x85mm	1
33	5219 1882	Pad - 6x10x57mm	1
34	5219 1240	Right Harness Cover	1
35	5936 5311	Separation Harness	1

Index No.	Part No.	Description	Qty Per Assembly
36	5936 5314	Power Supply Harness	1
37	5936 5312	Motor Harness	1
38	5446 1899	Seal - 4x6x173mm	1
39	5446 5123	Bracket - Scanner Control Board	1
101	1105 0161	Locking Support	
102	0314 0060W	Philips Pan Head Screw - M4x6	
103	5446 5110	Scanner Control Board	
104	0434 0080W	Tapping Screw - M4x8	
105	0313 0050W	Philips Pan Head Screw - M3x5	
106	1105 0091	Cable Clip - 16mm	
107	1005 0335	Earth Mark	
108	0314 0050W	Philips Pan Head Screw - M4x5	
109	1106 0200	Bushing - 19.44mm	
110	1106 0241	Bushing - 6.7mm	
111	0951 4008W	Philips Screw With Flat Washer - M4x8	
112	0314 0080M	Philips Pan Head Screw - M4x8	
114	1005 0385	Edging - D	
115	1004 0145	Insulating Sheet	
116	0950 3014B	Philips Screw With Lock Washer - M3x14	
117	0710 0030B	Hexagon Nut - M3	
118	0700 0030B	Flat Washer - M3	

### 33. OPERATION PANEL

September 01, '86

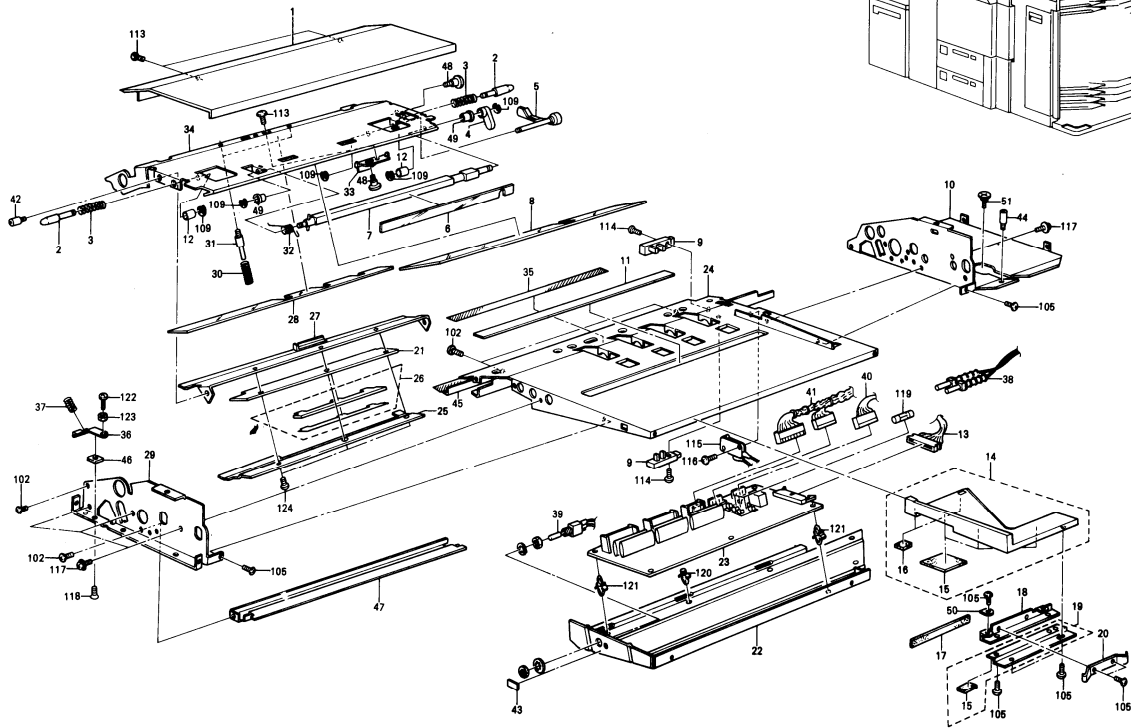


### 33. OPERATION PANEL

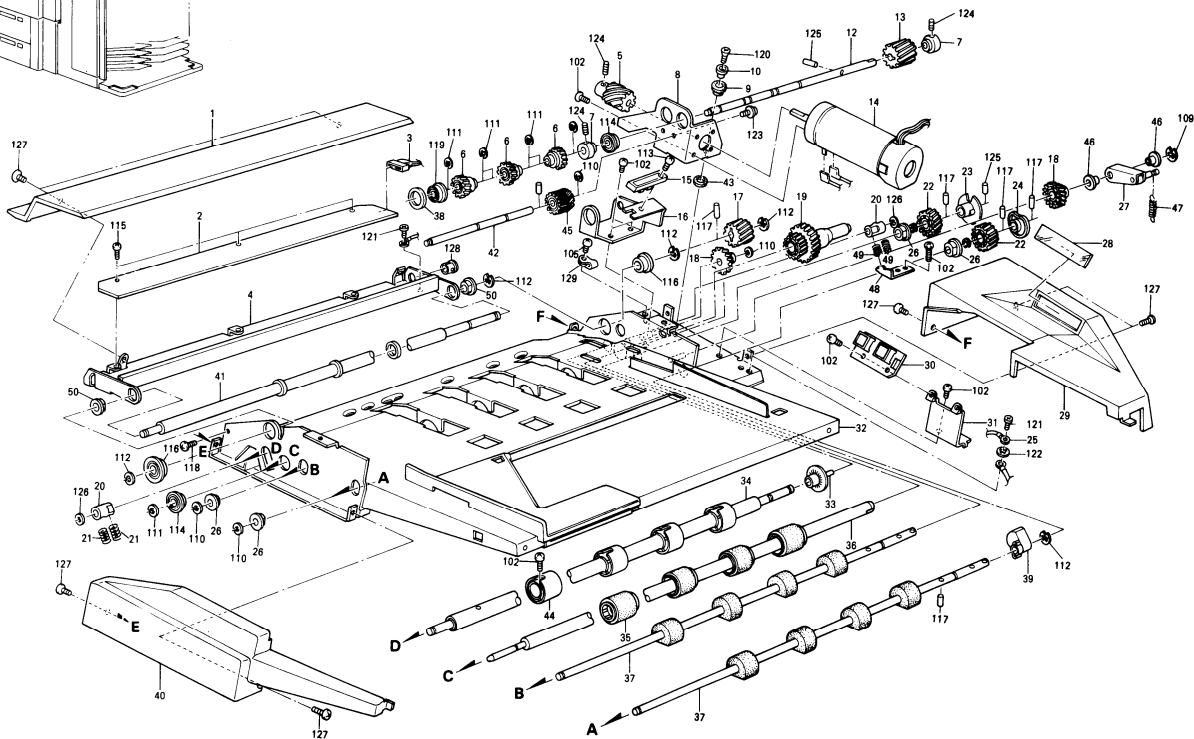
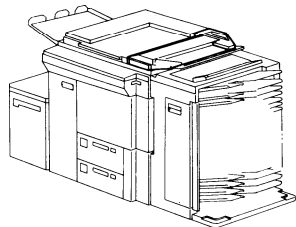
September 01, '86

Index No.	Part No.	Description	Q'ty Per Assembly
1	5219 7016	Operation Panel - LT/LDG	1
1	5219 7116	Operation Panel - A4/A3	1
2	5219 5700	LCD P.C.B. - 1 - 115V	1
2	5219 5705	LCD P.C.B. - 1 - 220/240V	1
3	5219 5760	Operation Control P.C.B.	1
4	5219 5790	ROM P.C.B. - LT/LDG English	1
5	5219 7017	Operation Panel Cover - 115V	1
5	5219 7117	Operation Panel Cover - 220/240V	1
6	5219 1562	Cover - Operation Panel Key	1
7	5219 5780	Insulating Sheet - Operation	1
8	5219 5713	Key P.C.B.	1
9	5219 5730	LCD P.C.B. - 2	1

Index No.	Part No.	Description	Q'ty Per Assembly

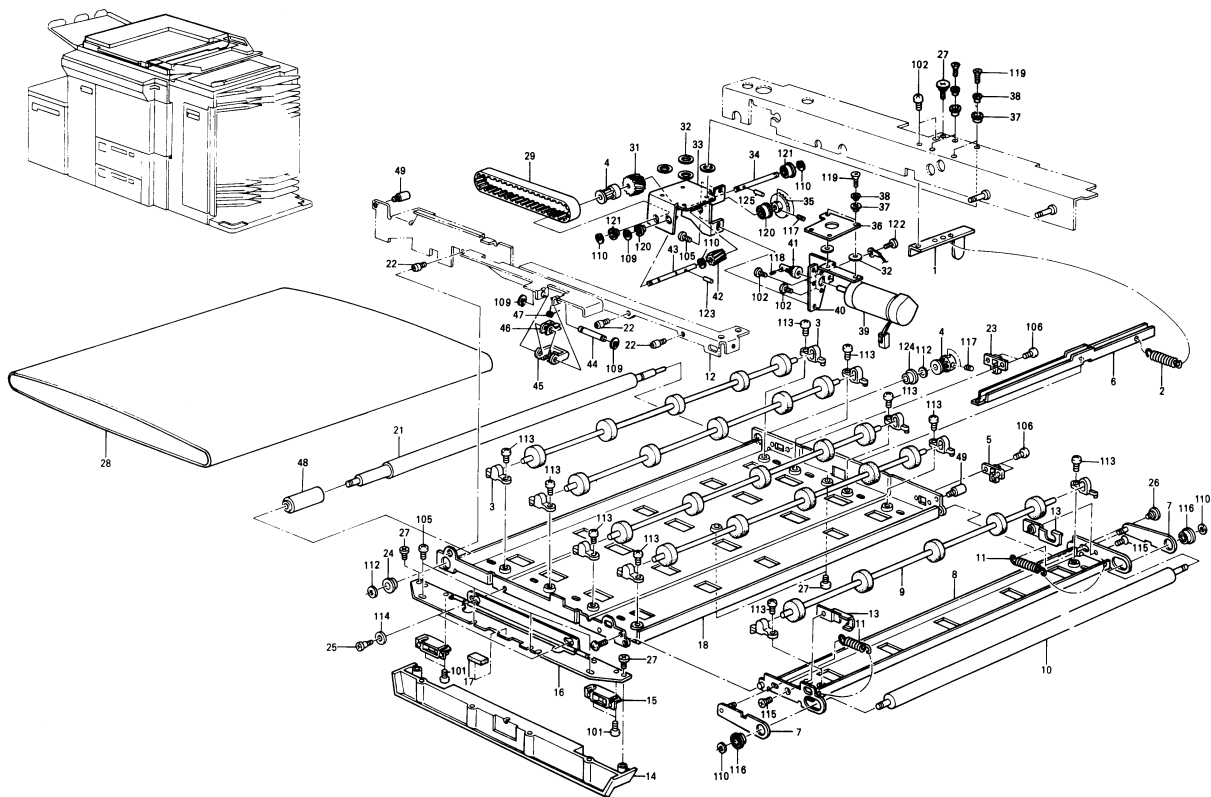








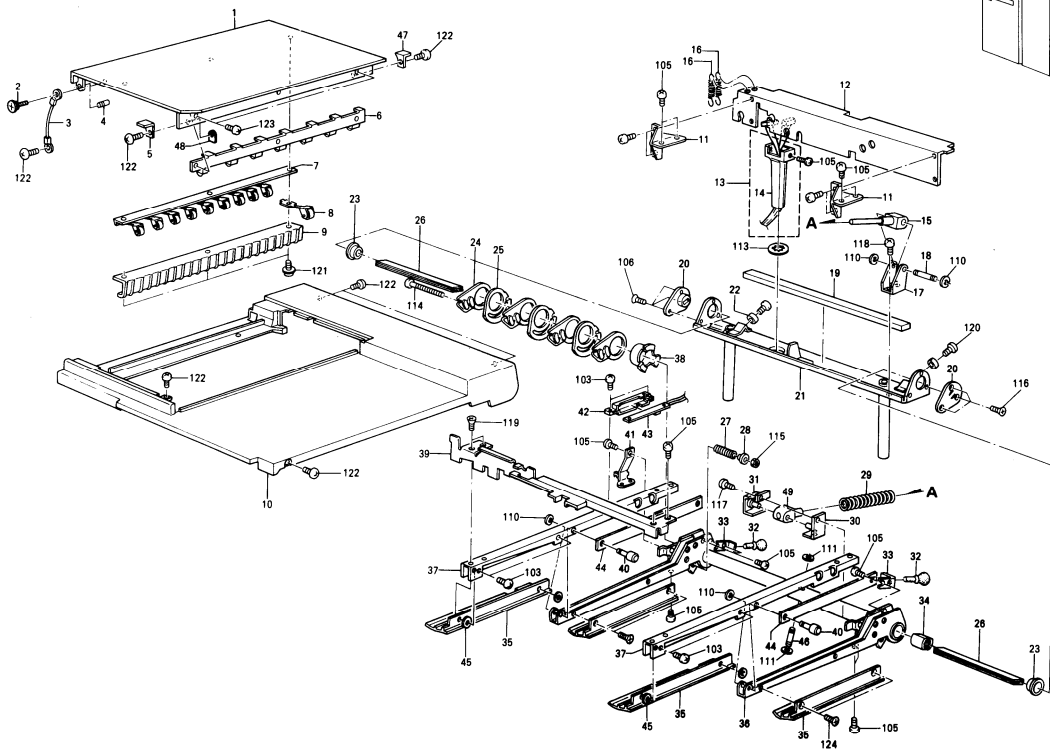
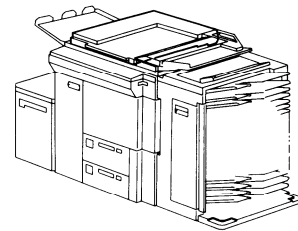




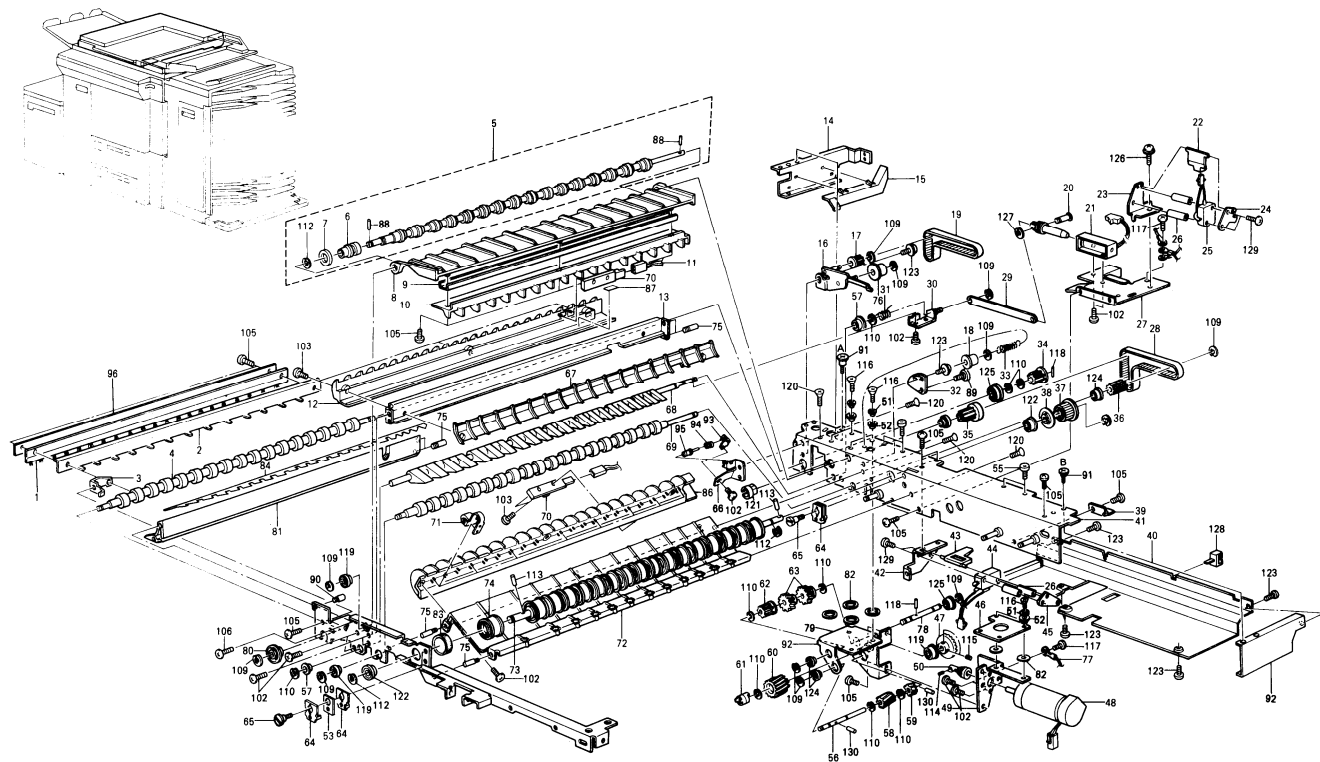


# 37. TRANSPORT SECTION 2 - DF

September 01, '86







Index No.	Part No.	Description	Qty Per Assembly
1	5866 1862	Antistatic Brush	1
2	5936 2281	Exit Roller Guide	1
3	5936 2255	Front Bracket - Antistatic Brush	1
4	5936 2261	Exit Roller	1
5	5936 2551	Invertor Roller Ass'y	1
6	5936 2553	Collar - Invertor Roller	22
7	5936 9103	Invertor Roller Ring (22pcs/set)	1
8	5936 2561	Intermediate Guide - Upper	1
9	5936 2563	Channel - Intermediate Guide	1
10	5936 2562	Intermediate Guide - Lower	1
11	5936 5315	Invertor Entrance Relay Harness	1
12	5936 2581	Entrance Guide - Original Invertor	1
13	5936 2583	Channel - Entrance Guide	1
14	5936 2205	Left Side Shield - Transport	1
15	5936 2242	Harness Guard	1
16	5936 2271	Tensioner Bracket	1
17	5936 2274	Idle Pulley - 16T	1
18	5936 2571	Idle Pulley - Belt Tensioner	1
19	5936 2525	Timing Belt - 123xL	1
20	5894 2229	Solenoid Pin	1
21	5936 5331	Invertor Solenoid	1
22	5936 2223	Safety SW. Feeler - Transport Unit	1
23	5936 2221	Safety SW. Bracket - Transport Unit	1
24	5936 2222	Safety Switch Plate	1
25	5936 5341	Safety Switch - Transport Unit	1
26	5936 2226	Spacer - Switch	4
27	5936 2207	Harness Bracket	1
28	5936 2565	Timing Belt - 155xL	1
29	5936 2615	Invertor Gate Link	1
30	5936 2612	Invertor Gate Lever	1
31	5936 2617	Spring - Invertor Gate	1
32	5936 2572	Belt Tensioner Bracket	1
33	5936 2575	Spring - Belt Tensioner	1
34	5936 2262	Pulley - 20T	2
35	5936 2567	Timing Pulley - 16T	1

Index No.	Part No.	Description	Qty Per Assembly
36	5936 2532	Pulley - 16T	1
37	5936 2544	Pulley - 35T	1
38	5936 2545	Flange - Pulley 35T	1
39	5886 2135	Lower Cover Bracket	1
40	5936 2760	Rear Cover - Transport Unit	1
41	5936 2202	Rear Frame - Transport Unit	1
42	5936 2231	Safety Switch Bracket	1
43	5936 2233	Safety Switch Actuator	1
44	5936 5345	Safety Switch - Invertor Unit	1
45	5936 2232	Plate Nut - Safety Switch	1
46	5936 2318	Motor Support Bracket	2
47	5936 2305	Bevel Gear - 41T	1
48	5936 5501	Transport Drive Motor - DC 21W	1
49	5936 2309	Motor Bracket	1
50	5936 2303	Bevel Gear - 20T	1
51	5936 2319	Collar - Vibration Damper	12
52	5936 2321	Rubber Bushing - Vibration Damper	12
53	5936 2771	Magnet - Invertor Cover	2
55	5875 2088	Shoulder Screw - M4	2
56	5936 2503	Invertor Drive Shaft	1
57	5866 1562	Bushing - 6mm With This Flange	2
58	5936 2312	Gear - 15T	1
59	5936 2506	Gear - 15T	1
60	5936 2518	Idle Gear - 22T	1
61	5936 2514	Joint - Invertor Drive	1
62	5936 2262	Pulley - 20T	2
63	5936 1324	Gear - 22T	2
64	5936 2772	Magnet Holder Plate	4
65	5936 2773	Magnet Holder Shaft	2
66	5936 2246	Rear Bracket - Antistatic Bar	1
67	5936 2582	Lower Exit Guide - Original Invertor	1
68	5936 2611	Original Invertor Gate	1
69	5936 2531	Pull-out Roller	1
70	5918 5722	Photo Sensor	2
71	5936 2605	Invertor Exit Roller	7

Index No.	Part No.	Description	Qty Per Assembly
72	5936 2602	Base Plate - Original Invertor	1
73	5936 2543	Shaft - Turn Pulley	1
74	5936 2542	Turn Pulley	22
75	5936 2585	Entrance Guide Pin	6
76	5936 2275	Idle Pulley - 14T	1
77	5936 5318	Grounding Wire	1
78	5936 2524	Exit Drive Shaft	1
79	5936 2516	Support Plate - Invertor Drive	1
80	5936 2263	Busing - Exit Roller	1
81	5936 2591	Guide - Original Invertor Exit	1
82	5936 2320	Rubber Ring - Vibration Damper	12
83	5936 9102	Turn Roller Ring (8pcs/set)	1
84	5936 2592	Mylar Guide - Invertor Exit	1
86	5936 2601	Exit Guide - Original Invertor	1
87	5936 2713	Mylar Seal - 0.05x40x40mm	1
88	5936 2556	Parallel Pin - 3x10mm	7
89	5413 2298	Stepped Screw - M4	1
90	5410 1291	Pin - Return Lever	1
91	5894 2540	Arm Screw	3
92	5936 2206	Right Side Shield - Transport	2
93	5936 2245	Bracket - Invertor Bracket	1
94	5936 2243	Spring - Invertor Bracket	1
95	5936 2244	Shaft - Invertor Bracket	1
96	5886 2157	Guard - Antistatic Brush	1

Index No.	Part No.	Description	Qty Per Assembly
101	0313 0040W	Philips Pan Head Screw - M3x4	1
102	0313 0060W	Philips Pan Head Screw - M3x6	1
103	0313 0080W	Philips Pan Head Screw - M3x8	1
104	0314 0040W	Philips Pan Head Screw - M4x4	1
105	0314 0060W	Philips Pan Head Screw - M4x6	1
106	0314 0080W	Philips Pan Head Screw - M4x8	1
108	0324 0060W	Philips Sunken Head Screw - M4x6	1
109	0720 0030E	Retaining Ring - M3	1
110	0720 0040E	Retaining Ring - M4	1
111	0720 0050E	Retaining Ring - M5	1
112	0720 0060E	Retaining Ring - M6	1
113	0633 0120	Parallel Pin - M3x12	1
114	0573 0030E	Hexagon Headless Set Screw - M3x3	1
115	0574 0050E	Hexagon Headless Set Screw - M4x5	1
116	0323 0080W	Philips Sunken Head Screw - M3x8	1
117	0314 0060M	Philips Pan Head Screw - M4x6	1
118	0632 0100	Parallel Pin - M2x10	1
119	0741 3005	Ball Bearing - 5x14x5mm	1
120	0323 0060W	Philips Sunken Head Screw - M3x6	1
121	1106 0193	Bushing - 7.9mm	1
122	0742 3808	Ball Bearing - 8x16mm	1
123	0951 4008W	Philips Screw With Flat Washer - M4x8	1
124	0741 3505	Ball Bearing - 5x10x4mm	1
125	0741 3906	Busing - 6mm	1
126	0951 4006W	Philips Screw With Flat Washer - M4x6	1
127	0720 0025E	Retaining Ring - M2.5	1
128	1105 0099	Wire Saddle	1
129	0313 0350W	Philips Pan Head Screw - M3x35 (220V)	1
130	0632 0080	Parallel Pin - M2x8	1

## CAPACITOR

SYMBOL NO.	INDEX NO.	SYMBOL NO.	INDEX NO.
C207	170	C246	168
C215	168	C247	168
C217	168	C251	168
C220	163	C255	168
		C258	166
C221	164	C267	166
C229	168	C268	166
C233	168	C269	166
C236	168	C270	169
C241	168	C272	165

## CONNECTOR

SYMBOL NO.	INDEX NO.	SYMBOL NO.	INDEX NO.
CW201	104	C274	163
CW202	104	C275	167
CW203	107	C276	163
CW204	106	C278	163
CW205	105	C282	168
CN206	102		
CN207	101		
CN208	104		
CN209	103		
CN210	108		

## DIODE

SYMBOL NO.	INDEX NO.	SYMBOL NO.	INDEX NO.
CR211	1	D201	116
CR212	4	D202	116
CR213	5	D203	116
CR214	4	D204	116
CR215	5	D205	116
		D206	116
		D207	116
		D208	116
		D209	118

## DIODE ARRAY

SYMBOL NO.	INDEX NO.	SYMBOL NO.	INDEX NO.
DAY201	121	DAY211	121
DAY202	121	DAY212	121
DAY203	121	DAY213	121
DAY204	121	DAY214	121
DAY205	121	DAY215	121
DAY206	121	DAY216	121
DAY207	121	DAY217	117
DAY208	121	DAY218	117
DAY209	121	DAY219	117
DAY210	121	DAY220	117

## POTENTIOMETER

SYMBOL NO.	INDEX NO.	SYMBOL NO.	INDEX NO.
DAY221	117	VR201	162
DAY222	117	VR202	160
DAY223	117	VR203	161
DAY224	117		

## OSCILLATOR

SYMBOL NO.	INDEX NO.
XTL201	145

## DIODE

SYMBOL NO.	INDEX NO.
ZD201	120
ZD202	119

## DIP SW

SYMBOL NO.	INDEX NO.
DPS201	111

## IC

SYMBOL NO.	INDEX NO.	SYMBOL NO.	INDEX NO.
IC201	124	IC209	125
IC202	124	IC210	128
IC203	138	IC211	138
IC204	110	IC212	109
IC204	2	IC213	127
IC205	3	IC214	109
IC205	110	IC214	139
IC206	137	IC215	114
IC207	137	IC216	114
IC208	131	IC217	142

SYMBOL NO.	INDEX NO.	SYMBOL NO.	INDEX NO.
IC218	122	IC228	134
IC219	141	IC229	133
IC220	136	IC230	138
IC221	128	IC231	130
IC222	128	IC232	128
IC223	123	IC233	114
IC224	124	IC234	135
IC225	138	IC235	124
IC226	128	IC236	115
IC227	126	IC237	140

SYMBOL NO.	INDEX NO.	SYMBOL NO.	INDEX NO.
IC238	129	IC243	114
IC239	129	IC244	140
IC240	138	IC245	114
IC241	138	IC246	114
IC242	123	IC247	144

SYMBOL NO.	INDEX NO.	SYMBOL NO.	INDEX NO.
IC248	143	Q201	113
IC249	132	Q202	113
IC250	130	Q203	113
IC251	114	Q204	113
IC252	142	Q205	113
		Q211	113
		Q212	113
		Q213	112
		Q214	112
		Q215	112
		Q216	112

SYMBOL NO.	INDEX NO.	SYMBOL NO.	INDEX NO.
Q206	113		
Q207	113		
Q208	113		
Q209	113		
Q210	113		

## TRANSISTOR

SYMBOL NO.	INDEX NO.	SYMBOL NO.	INDEX NO.
Q201	113		
Q202	113		
Q203	113		
Q204	113		
Q205	113		

## RESISTOR

SYMBOL NO.	INDEX NO.	SYMBOL NO.	INDEX NO.
R201	179	R211	188
R202	171	R212	183
R203	183	R213	179
R204	183	R214	183
R205	179	R215	186
R206	179	R216	186
R207	190	R217	186
R208	191	R218	186
R209	188	R219	183
R210	189	R220	182

SYMBOL NO.	INDEX NO.	SYMBOL NO.	INDEX NO.
R221	181	R231	173
R222	179	R232	174
R223	172	R233	183
R224	172	R234	183
R225	180	R235	184
R226	180	R236	172
R227	180	R237	179
R228	180	R238	172
R229	180	R239	179
R230	180	R240	172

SYMBOL NO.	INDEX NO.	SYMBOL NO.	INDEX NO.
R231	173	R241	172
R232	174	R242	175
R233	183	R243	175
R234	183	R244	175
R235	184	R245	179
R236	172	R246	179
R237	179	R247	172
R238	172	R248	178
R239	179	R249	178
R240	172	R250	172

SYMBOL NO.	INDEX NO.	SYMBOL NO.	INDEX NO.
R241	172	R251	172
R242	175	R252	183
R243	175	R253	183
R244	175	R254	185
R245	179	R255	171
R246	179	R256	183
R247	172	R257	177
R248	178	R258	178
R249	178	R259	181
R250	172	R260	176

SYMBOL NO.	INDEX NO.	SYMBOL NO.	INDEX NO.
R251	172	R261	187
R252	183	R262	187
R253	183	R263	179
R254	185	R264	183
R255	171	R265	183

SYMBOL NO.	INDEX NO.	SYMBOL NO.	INDEX NO.
R256	183	RAY201	155
R257	177	RAY202	155
R258	178	RAY203	146
R259	181	RAY204	147
R260	176	RAY205	150
		RAY206	146
		RAY207	152
		RAY208	155
		RAY209	155
		RAY210	147

SYMBOL NO.	INDEX NO.	SYMBOL NO.	INDEX NO.
R261	187	RAY211	149
R262	187	RAY212	150
R263	179	RAY213	154
R264	183	RAY214	154
R265	183	RAY215	154
		RAY221	153
		RAY222	159
		RAY223	159
		RAY224	157
		RAY225	148

## RESISTOR ARRAY

SYMBOL NO.	INDEX NO.	SYMBOL NO.	INDEX NO.
RAY201	155	RAY226	152
RAY202	155	RAY227	150
RAY203	146	RAY228	151
RAY204	147	RAY229	155
RAY205	150	RAY230	158
RAY206	146	RAY231	158
RAY207	152	RAY232	148
RAY208	155	RAY233	148
RAY209	155	RAY234	148
RAY210	147	RAY235	148

SYMBOL NO.	INDEX NO.	SYMBOL NO.	INDEX NO.
RAY211	149	RAY236	148
RAY212	150	RAY237	148
RAY213	154	RAY238	148
RAY214	154	RAY239	148
RAY215	154	RAY240	148
		RAY241	148
		RAY242	148
		RAY243	148
		RAY244	148
		RAY245	148

SYMBOL NO.	INDEX NO.	SYMBOL NO.	INDEX NO.
RAY221	153	RAY246	148
RAY222	159	RAY247	148
RAY223	159	RAY248	148
RAY224	157		
RAY225	148		

SYMBOL NO.	INDEX NO.	SYMBOL NO.	INDEX NO.
RAY226	152		
RAY227	150		
RAY228	151		
RAY229	155		
RAY230	158		

SYMBOL NO.	INDEX NO.	SYMBOL NO.	INDEX NO.
RAY231	158		
RAY232	150		
RAY233	148		
RAY234	148		
RAY235	148		
RAY236	148		
RAY237	148		
RAY238	148		
RAY239	148		
RAY240	148		

39. MAIN PCB

September 01, '86

Index No.	Part No.	Description	Q'ty Per Assembly
1	5215 5260	Fiber Input Connector	1
2	5219 5231	ROM 0 - Main P.C.B.	1
3	5219 5232	ROM 1 - Main P.C.B. - 115V	1
3	5219 5237	ROM 1 - Main P.C.B. - 220/240V	1
4	5918 5711	Fiber Output Connector	2
5	5918 5712	Fiber Input Connector	2
*	5219 5230	Main P.C.B. - 115V	1
*	5219 5235	Main P.C.B. - 220/240V	1

Index No.	Part No.	Description	Q'ty Per Assembly
101	1102 2271	Connector - 20P	
102	1103 0619	Connector - 20P	
103	1103 0620	Connector - 30P	
104	1103 0621	Connector - 40P	
105	1103 0635	Connector - 10P	
106	1103 0857	Connector - 26P	
107	1103 1592	Connector - 36P	
108	1103 3037	Connector - 26P	
109	1104 0328	Connector - 24P	
110	1104 0332	IC Socket - 28P	
111	1204 1173	Dip Switch - DSS404	
112	1400 0114	Transistor - 25C372GTM	
113	1400 0234	Transistor - 2SA673	
114	1401 0192	IC - $\mu$ PA2003C	
115	1401 0273	IC - $\mu$ PA2001C	
116	1401 0611	Diode - 1S1588	
117	1401 0818	Diode Array - MA425	
118	1402 0247	Diode - W06B	
119	1402 0353	Zener Diode - RD8.2F-B	
120	1402 0452	Zener Diode - RD18FB	
121	1402 0551	Diode Array - DAN403	
122	1407 0621	IC - SN74LS08N	
123	1407 0639	IC - TC4009UBP	
124	1407 0640	IC - TC4010BP	
125	1407 0814	IC - SN74LS139N	
126	1407 0972	IC - HD74LS42P	
127	1407 0974	IC - HD74LS32P	
128	1407 0975	IC - HD7407P	
129	1407 1015	IC - $\mu$ PD8251AC	
130	1407 1023	IC - HD74LS14	
131	1407 1026	IC - SN74LS373N	
132	1407 1081	IC - HD7406P	
133	1407 1151	IC - D-8085AC-2	
134	1407 1154	IC - $\mu$ PD8279C-5	
135	1407 1331	IC - UD74LS154	

Index No.	Part No.	Description	Q'ty Per Assembly
136	1407 1333	IC - HD74LS245P	
137	1407 1534	IC - MPD8253C-2	
138	1407 1794	IC - I/O,UFD2855AC-2	
139	1407 1861	RAM - MK48Z02-25	
140	1408 0099	IC - HA17901P	
141	1408 0188	IC - ICL8211CPA	
142	1408 0229	IC - MBS4052	
143	1408 0233	IC - HA17903PS	
144	1408 0413	IC - TL092CP	
145	1503 0029	Oscillator - HC-18/U 10MHz	
146	1601 7121	Resistor Array - 1KOHM	
147	1601 7127	Resistor Array - 15KOHM 1/8W	
148	1601 7212	Resistor Array - 100KOHM 1/8W	
149	1601 7214	Resistor Array - 4.7KOHM 1/8W	
150	1601 7216	Resistor Array - 4.7KOHM 1/8W	
151	1601 7218	Resistor Array - 10KOHM 1/8W	
152	1601 7220	Resistor Array - 10KOHM 1/8W	
153	1601 7228	Resistor Array - 4.7KOHM 1/8W	
154	1601 7229	Resistor Array - 10KOHM 1/8W	
155	1601 7230	Resistor Array - 27KOHM 1/8W	
156	1601 7234	Resistor Array - 15KOHM 1/8W	
157	1601 7237	Resistor Array - 150KOHM 1/8W	
158	1601 7282	Resistor Array - 150OHM 1/4W	
159	1601 7287	Resistor Array - 22KOHM 1/8W $\pm$ 5%	
160	1601 8081	Variable Resistor - 100KOHM	
161	1601 8137	Variable Resistor - 1KOHM	
162	1601 8328	Variable Resistor - 30KOHM	
163	1604 0857	Capacitor - 47 $\mu$ F 35V	
164	1604 0903	Capacitor - 10 $\mu$ F 35V	
165	1604 1166	Capacitor - 1 $\mu$ F 50V	
166	1606 0528	Capacitor - 220pF 50V	
167	1606 0613	Capacitor - 0.1 $\mu$ F 50V	
168	1606 0689	Capacitor - 0.01 $\mu$ F 50V	
169	1606 0996	Capacitor - 470pF 25V	
170	1606 0999	Capacitor - 0.1 $\mu$ F 25V	

Index No.	Part No.	Description	Q'ty Per Assembly
171	1611 4102	Resistor - 1KOHM 1/4T $\pm$ 5%	
172	1611 4103	Resistor - 10KOHM 1/4T $\pm$ 5%	
173	1611 4104	Resistor - 100KOHM 1/4T $\pm$ 5%	
174	1611 4125	Resistor - 1.2MOHM 1/4T $\pm$ 5%	
175	1611 4153	Resistor - 15KOHM 1/4T $\pm$ 5%	
176	1611 4181	Resistor - 180OHM 1/4T $\pm$ 5%	
177	1611 4203	Resistor - 20KOHM 1/4T	
178	1611 4221	Resistor - 220OHM 1/4T $\pm$ 5%	
179	1611 4223	Resistor - 22KOHM 1/4T $\pm$ 5%	
180	1611 4273	Resistor - 27KOHM 1/4T $\pm$ 5%	
181	1611 4333	Resistor - 33KOHM 1/4T $\pm$ 5%	
182	1611 4392	Resistor - 3.9KOHM 1/4T $\pm$ 5%	
183	1611 4472	Resistor - 4.7KOHM 1/4T $\pm$ 5%	
184	1611 4562	Resistor - 5.6KOHM 1/4T $\pm$ 5%	
185	1611 4680	Resistor - 68OHM 1/4T $\pm$ 5%	
186	1611 6221	Resistor - 220OHM 1/2T $\pm$ 5%	
187	1622 1001	Resistor - 1KOHM 1/4T $\pm$ 1%	
188	1622 1202	Resistor - 2KOHM 1/4T $\pm$ 1%	
189	1622 2702	Resistor - 27KOHM 1/4T $\pm$ 1%	
190	1622 5600	Resistor - 560OHM 1/4T $\pm$ 1%	
191	1622 9100	Resistor - 910OHM 1/4T $\pm$ 1%	



## CAPACITOR

SYMBOL NO.	INDEX NO.
C301	120
C303	122
C304	122
C305	122
C306	122
C307	119
C308	122
C309	120
C310	120
C311	120

## CONNECTOR

SYMBOL NO.	INDEX NO.
C312	119
C313	119
C314	122
C315	121

SYMBOL NO.	INDEX NO.
CN301	101
CN302	101
CN303	102
CN304	103

## DIODE

SYMBOL NO.	INDEX NO.
D301	110
D302	110
D303	110
D304	110
D305	110
D306	110
D309	111
D310	110
D311	110
D312	110

## IC

SYMBOL NO.	INDEX NO.
D313	110
D314	110
D315	110
D318	112
D319	112
D320	112

SYMBOL NO.	INDEX NO.
IC301	108
IC302	106
IC303	108
IC304	106
IC305	108
IC306	106
IC307	115
IC308	114
IC309	117
IC310	116

SYMBOL NO.	INDEX NO.
IC311	106
IC312	106

## TRANSISTOR

SYMBOL NO.	INDEX NO.
Q301	105
Q302	105
Q303	105
Q305	105
Q306	105
Q307	105
Q309	107
Q310	107
Q311	109
Q312	107

SYMBOL NO.	INDEX NO.
Q313	105
Q314	105
Q315	105
Q316	105
Q317	105
Q318	105
Q321	104
Q322	105
Q323	104
Q324	104

## RESISTOR

SYMBOL NO.	INDEX NO.
Q325	104
Q326	104
Q327	104
Q328	104

SYMBOL NO.	INDEX NO.
R301	126
R302	126
R303	126
R304	126
R305	126
R306	126
R307	133
R308	133
R309	133
R310	126

SYMBOL NO.	INDEX NO.
R311	126
R312	126
R313	126
R314	126
R315	126
R316	126
R317	126
R318	126
R319	126
R320	123

SYMBOL NO.	INDEX NO.
R321	123
R322	123
R323	123
R324	123
R325	123
R326	123
R327	123
R328	123
R329	123
R330	123

SYMBOL NO.	INDEX NO.
R331	123
R332	123
R333	123
R334	123
R335	123
R336	123
R337	123
R338	123
R339	123
R340	123

SYMBOL NO.	INDEX NO.
R341	127
R342	129
R343	125
R344	125
R345	131
R349	131
R350	125
R351	125
R352	131
R353	125

SYMBOL NO.	INDEX NO.
R354	125
R355	128
R356	131
R357	125
R358	118
R359	118
R360	118
R362	118
R363	132
R364	130

SYMBOL NO.	INDEX NO.
R365	130
R366	130
R367	130
R368	132
R369	132
R370	132
R372	124
R373	124
R374	124
R375	124

SYMBOL NO.	INDEX NO.
R376	124
R377	124
R378	124
R379	124
R380	124
R381	124
R382	124
R383	124
R384	124

## DIODE

SYMBOL NO.	INDEX NO.
ZD301	113
ZD302	113
ZD303	113
ZD304	113

## 40. DC DRIVE PCB

September 01, '86

Index No.	Part No.	Description	Q'ty Per Assembly
*	5219 5220	DC Drive P.C.B.	1

Index No.	Part No.	Description	Q'ty Per Assembly
101	1103 0621	Connector - 40P	
102	1103 0635	Connector - 10P	
103	1103 1592	Connector - 36P	
104	1400 0234	Transistor - 2SA673	
105	1400 0291	Transistor - 2SA1020	
106	1401 0192	IC - $\mu$ PA2003C	
107	1401 0266	Transistor - 2SD1260	
108	1401 0273	IC - $\mu$ PA2001C	
109	1401 0288	Transistor - 2SD1260A-P.Q	
110	1401 0611	Diode - 1S1588	
111	1401 0615	Diode - 1S1586	
112	1402 0247	Diode - W06B	
113	1402 0269	Zener Dopde - RD39FC	
114	1407 0758	IC - HA17902P	
115	1408 0099	IC - HA17901P	
116	1408 0233	IC - HA17903PS	
117	1408 0237	IC - HA17904PS	
118	1600 0560	Cement RES. 2200OHM $\pm$ 10% 5W	
119	1604 1385	Capacitor - 47 $\mu$ F $\pm$ 20% 50V	
120	1606 0531	Capacitor - 0.01 $\mu$ F 50V	
121	1606 0613	Capacitor - 0.1 $\mu$ F 50V	
122	1606 0999	Capacitor - 0.1 $\mu$ F 25V	
123	1611 4102	Resistor - 1KOHM 1/4T $\pm$ 5%	
124	1611 4152	Resistor - 1.5KOHM 1/4T $\pm$ 5%	
125	1611 4164	Resistor - 16KOHM 1/4W $\pm$ 5%	
126	1611 4223	Resistor - 22KOHM 1/4T $\pm$ 5%	
127	1611 4392	Resistor - 3.9KOHM 1/4T $\pm$ 5%	
128	1611 4563	Resistor - 56KOHM 1/4T $\pm$ 5%	
129	1611 4622	Resistor - 6.2KOHM 1/4W	
130	1611 4751	Resistor - 750OHM 1/4T $\pm$ 5%	
131	1611 4823	Resistor - 82KOHM 1/4T $\pm$ 5%	
132	1611 6129	Resistor - 1.2OHM 1/2T $\pm$ 5%	
133	1611 6561	Resistor - 560OHM 1/2W	

# 41. SCANNER MOTOR CONTROL PCB

September 01, '86

## CAPACITOR

SYMBOL NO.	INDEX NO.
C501	150
C502	149
C503	150
C504	149
C505	150
C506	150
C507	150
C508	146
C509	147
C510	150

SYMBOL NO.	INDEX NO.
C511	150
C512	150
C513	150
C514	150
C515	150
C516	150
C517	150
C518	150
C519	150
C520	143

SYMBOL NO.	INDEX NO.
C521	148
C522	150
C523	145
C524	150
C525	150
C526	150
C527	150
C528	150
C529	148
C530	150

SYMBOL NO.	INDEX NO.
C331	145
C532	150
C533	150
C534	150
C535	148
C536	144
C537	150
C538	150
C539	144
C540	144

SYMBOL NO.	INDEX NO.
C541	142
C542	142
C543	142
C544	150
C545	150
C546	149
C547	150
C548	143

## CONNECTOR

SYMBOL NO.	INDEX NO.
CN501	106
CN502	102
CN503	104
CN504	105
CN505	103

## DIODE

SYMBOL NO.	INDEX NO.
D501	116
D502	117
D506	116
D507	116
D508	116
D509	116
D510	117
D511	117

## FUSE

SYMBOL NO.	INDEX NO.
FU501	107
FU501	108

## IC

SYMBOL NO.	INDEX NO.
IC501	123
IC502	126
IC503	122
IC504	121
IC505	129
IC506	122
IC507	131
IC508	124
IC509	125
IC510	120

## TRANSISTOR

SYMBOL NO.	INDEX NO.
IC511	127
IC512	127
IC513	128
IC514	128
IC515	128
IC516	130

SYMBOL NO.	INDEX NO.
Q503	111
Q504	110
Q505	111
Q506	112
Q507	114
Q508	115
Q509	113

## RESISTOR

SYMBOL NO.	INDEX NO.
R501	160
R502	160
R503	160
R504	160
R505	160
R506	160
R507	160
R508	160
R509	172
R510	156

SYMBOL NO.	INDEX NO.
R511	170
R512	170
R513	170
R514	154
R515	156
R516	154
R517	170
R518	172
R519	154
R520	160

SYMBOL NO.	INDEX NO.
R521	160
R522	160
R523	160
R524	160
R525	160
R526	160
R527	160
R528	153
R529	153
R530	153

SYMBOL NO.	INDEX NO.
R531	153
R532	163
R533	158
R534	159
R535	159
R536	175
R537	153
R538	169
R539	151
R540	153

SYMBOL NO.	INDEX NO.
R541	153
R542	152
R543	164
R544	153
R545	155
R546	153
R547	154
R548	168
R549	168
R550	154

SYMBOL NO.	INDEX NO.
R551	167
R552	156
R553	165
R554	165
R555	161
R556	165
R557	153
R558	153
R559	153
R560	156

SYMBOL NO.	INDEX NO.
R561	171
R562	153
R563	153
R564	153
R565	153
R566	161
R567	153
R568	174
R569	154
R570	153

## RESISTOR ARRAY

SYMBOL NO.	INDEX NO.
R591	170
R592	154
R593	133
R595	160

## RESISTOR ARRAY

SYMBOL NO.	INDEX NO.
RA501	109

SYMBOL NO.	INDEX NO.
RAY501	136
RAY502	136

## POTENTIOMETER

SYMBOL NO.	INDEX NO.
VR501	138
VR502	140
VR503	139
VR504	137
VR505	139
VR506	137
VR507	141

## DIODE

SYMBOL NO.	INDEX NO.
ZD501	119
ZD502	118
ZD503	118
ZD504	118
ZD505	118

SYMBOL NO.	INDEX NO.
R571	152
R572	153
R573	153
R574	165
R575	162
R576	165
R577	162
R578	166
R579	153
R580	153

SYMBOL NO.	INDEX NO.
R581	165
R582	165
R583	132
R584	132
R585	173
R586	157
R587	173
R588	135
R589	134
R590	157

41. SCANNER MOTOR CONTROL PCB

September 01, '86

Index No.	Part No.	Description	Q'ty Per Assembly
*	5446 5109	Scanner Motor Control P.C.B.	1

Index No.	Part No.	Description	Q'ty Per Assembly
102	1102 0903	Terminal - 4P	
103	1102 0905	Terminal - 5P	
104	1102 0958	Connector - 2P	
105	1102 0959	Terminal - 3P	
106	1103 0616	Connector - 20P	
107	1104 0292	Fuse Clip	
108	1107 0367	Fuse - 5A	
109	1208 1019	Relay - DC24V	
110	1400 0300	Transistor - 2SA673AK	
111	1400 0301	Transistor - 2SC1213AK	
112	1401 0030	Transistor - 2SC1061	
113	1401 0208	Transistor - 2SC2581	
114	1401 0218	Transistor - 2SB856	
115	1401 0269	Transistor - 2SA1106	
116	1401 0611	Diode - 1S1588	
117	1401 0819	Diode - 1GH62	
118	1402 0452	Zener Diode - RD18FB	
119	1402 0454	Zener Diode - RD7.5FB	
120	1407 0520	IC - HD74LS00	
121	1407 0616	IC - HD74LS03P	
122	1407 0639	IC - TC4009UBP	
123	1407 0640	IC - TC4010BP	
124	1407 0755	IC - HC4044	
125	1408 0052	IC - M51841P	
126	1408 0099	IC - HA17901P	
127	1408 0133	IC - HI-201-5	
128	1408 0170	IC - TA75902P	
129	1408 0192	IC - AD537JH	
130	1408 0300	IC - AN7805	
131	1408 0393	IC - HA17408P	
132	1600 0159	Resistor - 0.2OHM 2T ±10%	
133	1600 0387	Resistor - 33OHM 1T ±5%	
134	1600 0451	Resistor - 100OHM 1T ±10%	
135	1600 0550	Resistor - 39OHM 1T ±10%	
136	1601 7240	Resistor Array - 47KOHM 1/8W	

Index No.	Part No.	Description	Q'ty Per Assembly
137	1601 8139	Variable Resistor - 50KOHM 0.5W	
138	1601 8147	Variable Resistor - 10KOHM 0.5W	
139	1601 8148	Variable Resistor - 20KOHM	
140	1601 8156	Variable Resistor - 2KOHM 0.5W	
141	1601 8186	Variable Resistor - 200KOHM	
142	1604 1246	Capacitor - 47µF 35V	
143	1604 1247	Capacitor - 3.3µF 35V	
144	1606 0385	Capacitor - 0.047µF 50V	
145	1606 0386	Capacitor - 0.1µF 50V	
146	1606 0529	Capacitor - 0.001µF 50V	
147	1606 0530	Capacitor - 0.0047µF 50V	
148	1606 0531	Capacitor - 0.01µF 50V	
149	1606 0915	Capacitor - 100µF 50V	
150	1606 0999	Capacitor - 0.1µF 25V	
151	1611 4101	Resistor - 100OHM 1/4T ±5%	
152	1611 4102	Resistor - 1KOHM 1/4T ±5%	
153	1611 4103	Resistor - 10KOHM 1/4T ±5%	
154	1611 4104	Resistor - 100KOHM 1/4T ±5%	
155	1611 4124	Resistor - 120KOHM 1/4T ±5%	
156	1611 4153	Resistor - 15KOHM 1/4T ±5%	
157	1611 4222	Resistor - 2.2KOHM 1/4T ±5%	
158	1611 4223	Resistor - 22KOHM 1/4T ±5%	
159	1611 4272	Resistor - 2.7KOHM 1/4T ±5%	
160	1611 4273	Resistor - 27KOHM 1/4T ±5%	
161	1611 4332	Resistor - 3.3KOHM 1/4T ±5%	
162	1611 4334	Resistor - 330KOHM 1/4T ±5%	
163	1611 4392	Resistor - 3.9KOHM 1/4T ±5%	
164	1611 4472	Resistor - 4.7KOHM 1/4T ±5%	
165	1611 4473	Resistor - 47KOHM 1/4T ±5%	
166	1611 4512	Resistor - 5.1KOHM 1/4T ±5%	
167	1611 4513	Resistor - 51KOHM 1/4T	
168	1611 4563	Resistor - 56KOHM 1/4T ±5%	
169	1611 4564	Resistor - 560KOHM 1/4T	
170	1611 4624	Resistor - 620KOHM 1/4T ±5%	
171	1611 4682	Resistor - 6.8KOHM 1/4T ±5%	

Index No.	Part No.	Description	Q'ty Per Assembly
172	1611 4753	Resistor - 75KOHM 1/4T ±5%	
173	1611 6101	Resistor - 100OHM 1/2T ±5%	
174	1611 6103	Resistor - 1KOHM 1/2T	
175	1611 6271	Resistor - 270OHM 1/2T ±5%	

CAPACITOR		SYMBOL NO.		INDEX NO.		SYMBOL NO.		INDEX NO.		SYMBOL NO.		INDEX NO.		SYMBOL NO.		INDEX NO.		SYMBOL NO.		INDEX NO.			
C301	128	C311	125	C321	127	CN301	103	D301	110	D311	110	FU301	104	IC301	114	LED301	113						
C302	127	C312	125	C322	125	CN302	102	D302	110	D312	110	FU301	105	IC302	117								
C303	127	C313	125	C323	125	CN303	101	D303	110	D313	111			IC303	116								
C304	125	C314	126	C324	127			D304	110	D314	111			IC304	119								
C305	124	C315	125	C325	130			D305	110					IC305	115								
C306	125	C316	128					D306	110					IC306	118								
C307	128	C317	128					D307	110					IC307	120								
C308	127	C318	125					D308	110					IC308	121								
C309	124	C319	129					D309	110					IC309	121								
C310	124	C320	127					D310	110														

TRANSISTOR		RESISTOR		SYMBOL NO.		INDEX NO.		SYMBOL NO.		INDEX NO.		SYMBOL NO.		INDEX NO.		SYMBOL NO.		INDEX NO.			
Q301	106	R301	131	R311	134	R321	133	R331	134	R341	132	VR301	123	ZD301	112						
Q302	107	R302	133	R312	134	R322	133	R332	144	R342	133										
Q303	108	R303	131	R313	141	R323	136	R333	133	R343	144										
Q304	109	R304	142	R314	133	R324	131	R334	144	R344	122										
		R305	143	R315	133	R325	133	R335	141												
		R306	131	R316	133	R326	133	R336	133												
		R307	131	R317	131	R327	135	R337	132												
		R308	142	R318	140	R328	140	R338	132												
		R309	141	R319	138	R329	133	R339	133												
		R310	141	R320	139	R330	133	R340	137												

## 42. MAIN MOTOR CONTROL PCB

September 01, '86

Index No.	Part No.	Description	Q'ty Per Assembly
*	5219 5634	Main Motor Control P.C.B.	1
101	1102 0845	Terminal - 3P	
102	1102 0959	Terminal - 3P	
103	1103 1098	Connector - 9P	
104	1104 0292	Fuse Clip	
105	1107 0367	Fuse - 5A	
106	1400 0082	Transistor - 2SC945	
107	1400 0270	Transistor - 2SC2003	
108	1401 0152	Transistor - 2SB674	
109	1401 0208	Transistor - 2SC2581	
110	1401 0612	Diode - 1S1585	
111	1402 0110	Diode - 1.1A 200V	
112	1402 0407	Zener Diode - HZ-6B3	
113	1403 0069	LED - GL-32AR	
114	1407 0508	IC - HD74LS04N	
115	1407 0577	IC - SN7406N	
116	1407 0605	IC - TC4050BP	
117	1407 0614	IC - SN74LS74N	
118	1407 0616	IC - HD74LS03P	
119	1407 0755	IC - HC4044	
120	1408 0192	IC - AD537JH	
121	1408 0304	IC - HA17084P	
122	1600 1051	Resistor - 0.20HM 5W	
123	1601 8085	Variable Resistor - 20KOHM	
124	1604 0931	Capacitor - 47 $\mu$ F 50V	
125	1606 0658	Capacitor - 0.1 $\mu$ F 50V	
126	1606 0771	Capacitor - 330pF 50V	

Index No.	Part No.	Description	Q'ty Per Assembly
127	1606 1072	Capacitor - 100 $\mu$ F 50F	
128	1606 1073	Capacitor - 0.001 $\mu$ F 50V	
129	1606 1074	Capacitor - 0.0047 $\mu$ F 50V	
130	1606 1075	Capacitor - 0.022 $\mu$ F 50V	
131	1611 4101	Resistor - 100OHM 1/4T $\pm$ 5%	
132	1611 4102	Resistor - 1KOHM 1/4T $\pm$ 5%	
133	1611 4103	Resistor - 10KOHM 1/4T $\pm$ 5%	
134	1611 4104	Resistor - 100KOHM 1/4T $\pm$ 5%	
135	1611 4124	Resistor - 120KOHM 1/4T $\pm$ 5%	
136	1611 4125	Resistor - 1.2MOHM 1/4T $\pm$ 5%	
137	1611 4204	Resistor - 200KOHM 1/4W $\pm$ 5%	
138	1611 4222	Resistor - 2.2KOHM 1/4T $\pm$ 5%	
139	1611 4272	Resistor - 2.7KOHM 1/4T $\pm$ 5%	
140	1611 4392	Resistor - 3.9KOHM 1/4T $\pm$ 5%	
141	1611 4472	Resistor - 4.7KOHM 1/4T $\pm$ 5%	
142	1611 4512	Resistor - 5.1KOHM 1/4T $\pm$ 5%	
143	1611 4561	Resistor - 560OHM 1/4T $\pm$ 5%	
144	1611 4822	Resistor - 8.2KOHM 1/4T $\pm$ 5%	

## SSR

SYMBOL NO.	INDEX NO.
AD1	103
AD2	103
AD3	103
AD4	103
AD5	103
AD6	103
AD7	103
AD8	103
AD9	103
AD10	103

## CONNECTOR

SYMBOL NO.	INDEX NO.
CN212	101
CN313	102

## RESISTOR

SYMBOL NO.	INDEX NO.
R1	104
R2	104
R3	104

### 43. AC DRIVE PCB

September 01, '86

Index No.	Part No.	Description	Q'ty Per Assembly
*	5446 5460	AC Drive P.C.B.	1

Index No.	Part No.	Description	Q'ty Per Assembly
101	1102 1103	Pin Terminal - 11P	
102	1103 0604	Connector - 11P	
103	1208 1028	Solid State Relay - G3L-102PL	
104	1600 0563	Resistor - 7.5OHM 2T ±5%	



## CAPACITOR

SYMBOL NO.	INDEX NO.
C101	112
C102	111
C103	112
C104	112
C105	112
C106	112
C107	112
C108	112
C109	112
C110	110

## CONNECTOR

SYMBOL NO.	INDEX NO.
C111	112
C112	112
C113	112

SYMBOL NO.	INDEX NO.
CN101	101
CN102	102

## DIODE

SYMBOL NO.	INDEX NO.
D101	103
D102	103
D103	103
D104	103

## IC

SYMBOL NO.	INDEX NO.
IC101	108
IC102	104
IC103	1
IC104	105
IC105	107
IC106	106

## RESISTOR

SYMBOL NO.	INDEX NO.
R101	116
R102	116
R103	116
R104	114
R105	114
R106	114
R107	114
R108	113
R109	115
R110	109

SYMBOL NO.	INDEX NO.
R111	109

#### 44. LENS/MIRROR MOTOR PCB

September 01, '86

Index No.	Part No.	Description	Q'ty Per Assembly
1	5219 5323	Driver - Lens Drive	1
*	5219 5320	Lens/Mirror Motor P.C.B.	1

Index No.	Part No.	Description	Q'ty Per Assembly
101	1103 1772	Pin Header - 6P	
102	1103 1773	Pin Header - 7P	
103	1401 0815	Diode - 1S1588:IR	
104	1407 0816	IC - SN74LS157N	
105	1407 0974	IC - HD74LS32P	
106	1407 0975	IC - HD7407P	
107	1407 1023	IC - HD74LS14	
108	1407 1090	IC - HD74LS74AP	
109	1600 0579	Resistor - 0.1OHM 1T ±10%	
110	1604 1353	Capaciter - 47µF 10V	
111	1604 1382	Capacitor - 10µF 50V	
112	1606 0658	Capacitor - 0.1µF 50V	
113	1611 4153	Resistor - 15KOHM 1/4T ±5%	
114	1611 4222	Resistor - 2.2KOHM 1/4T ±5%	
115	1611 4331	Resistor - 330OHM 1/4T ±5%	
116	1611 4472	Resistor - 4.7KOHM 1/4T ±5%	

## BATTERY

SYMBOL NO.	INDEX NO.
BT101	104

## CAPACITOR

SYMBOL NO.	INDEX NO.
C101	115
C102	116
C103	113
C104	112
C105	112
C106	114

## CONNECTOR

SYMBOL NO.	INDEX NO.
CN101	103

## DIODE

SYMBOL NO.	INDEX NO.
D101	109
D102	108
D103	108
D104	108

## IC

SYMBOL NO.	INDEX NO.
IC101	110

## CONNECTOR

YMBOL NO.	INDEX NO.
JPSW101	102
JPSW102	102
JPSW102	101

## OSCILLATOR

SYMBOL NO.	INDEX NO.
QSC101	111

## TRANSISTOR

SYMBOL NO.	INDEX NO.
Q101	107
Q102	106
Q103	106
Q104	106
Q105	105

## RESISTOR

SYMBOL NO.	INDEX NO.
R101	117
R102	127
R103	124
R104	119
R105	121
R106	119
R107	125
R108	125
R109	126
R110	125

SYMBOL NO.	INDEX NO.
R111	118
R112	123
R113	122
R114	120
R115	123

## 45. TIMER PCB

September 01, '86

Index No.	Part No.	Description	Q'ty Per Assembly
*	6815 5101	Timer P.C.B.	1

Index No.	Part No.	Description	Q'ty Per Assembly
101	1103 1878	Connector - 2P	
102	1103 3029	Connector - 2P	
103	1103 3036	Connector - 26P	
104	1206 0032	Battery - BR2325 - 1HC	
105	1400 0072	Transistor - 2SC372Y	
106	1400 0135	Transistor - 25AS1015-Y	
107	1400 0296	Transistor - 2SC2655-Y	
108	1401 0611	Diode - 1S1588	
109	1401 0832	Diode - DSA1A1	
110	1407 1602	IC - RP5C15	
111	1503 0095	Oscillator - P3 32.768KHz	
112	1604 1382	Capacitor - 10 $\mu$ F 50V	
113	1606 0998	Capacitor - 0.01 $\mu$ F 50V	
114	1606 0999	Capacitor - 0.1 $\mu$ F 25V	
115	1606 1303	Capacitor - 10pF 50V	
116	1606 1310	Capacitor - 39pF 50V	
117	1611 4102	Resistor - 1KOHM 1/4T $\pm$ 5%	
118	1611 4103	Resistor - 10KOHM 1/4T $\pm$ 5%	
119	1611 4104	Resistor - 100KOHM 1/4T $\pm$ 5%	
120	1611 4152	Resistor - 1.5KOHM 1/4T $\pm$ 5%	
121	1611 4223	Resistor - 22KOHM 1/4T $\pm$ 5%	
122	1611 4331	Resistor - 330OHM 1/4T $\pm$ 5%	
123	1611 4332	Resistor - 3.3KOHM 1/4T $\pm$ 5%	
124	1611 4471	Resistor - 470OHM 1/4T $\pm$ 5%	
125	1611 4472	Resistor - 4.7KOHM 1/4T $\pm$ 5%	
126	1611 4562	Resistor - 5.6KOHM 1/4T $\pm$ 5%	
127	1611 6569	Resistor - 5.6OHM 1/2T $\pm$ 5%	

## CAPACITOR

SYMBOL NO.	INDEX NO.	SYMBOL NO.	INDEX NO.	SYMBOL NO.	INDEX NO.	SYMBOL NO.	INDEX NO.	SYMBOL NO.	INDEX NO.
C101	139	C111	139	C121	137	C131	139	C140	139
C102	139	C112	139	C122	136	C132	139	C141	139
C103	139	C113	139	C123	136	C133	139	C142	139
C104	139	C114	139	C124	138	C134	139	C144	136
C105	139	C115	139	C125	138	C135	139	C145	136
C106	139	C116	139	C126	138	C136	139	C146	139
C107	139	C117	138	C127	138	C137	139	C147	139
C108	139	C118	139	C128	139	C138	139	C148	139
C109	139	C119	136	C129	139	C139	138		
C110	139	C120	136	C130	139	C139	139		

## CONNECTOR

SYMBOL NO.	INDEX NO.
CW101	102
CW102	103
CW104	101

## DIODE

SYMBOL NO.	INDEX NO.
D101	107

## IC

SYMBOL NO.	INDEX NO.	SYMBOL NO.	INDEX NO.
IC101	129	IC111	126
IC102	119	IC112	125
IC103	119	IC113	128
IC104	113	IC114	128
IC105	130	IC115	122
IC106	124	IC116	116
IC107	121	IC117	116
IC108	127	IC118	131
IC109	114	IC119	123
IC110	120	IC120	112

## TRANSISTOR

SYMBOL NO.	INDEX NO.	SYMBOL NO.	INDEX NO.
IC121	108	Q101	104
IC122	115	Q102	104
IC123	118	Q103	104
IC124	106	Q104	105
IC125	106		
IC126	109		
IC127	111		
IC128	110		
IC129	110		
IC130	117		

## RESISTOR

SYMBOL NO.	INDEX NO.	SYMBOL NO.	INDEX NO.
R101	147	R111	143
R102	147	R112	143
R103	140	R113	143
R104	140	R114	143
R105	140	R115	143
R106	142	R116	143
R107	142	R117	145
R108	142	R118	145
R109	143	R119	141
R110	143	R120	140

## RESISTOR ARRAY

SYMBOL NO.	INDEX NO.	SYMBOL NO.	INDEX NO.
R121	142	RAY101	133
R122	144	RAY102	133
R123	146	RAY103	133
		RAY105	133
		RAY106	135
		RAY107	134
		RAY108	134
		RAY109	132
		RAY110	132
		RAY111	134
		RAY112	133

## 46. CPU PCB

September 01, '86

Index No.	Part No.	Description	Q'ty Per Assembly
*	5219 5760	CPU P.C.B.	1
101	1103 0441	Connector - 3P	
102	1103 1188	Connector - 34P	
103	1103 1770	Wafer - 4P	
104	1400 0291	Transistor - 2SA1020	
105	1400 0324	Transistor - 2SC458	
106	1401 0192	IC - $\mu$ PA2003C	
107	1401 0611	Diode - 1S1588	
108	1407 0508	IC - HD74LS04N	
109	1407 0520	IC - HD74LS00	
110	1407 0605	IC - TC4050BP	
111	1407 0621	IC - SN74LS08N	
112	1407 0640	IC - TC4010BP	
113	1407 0710	IC - SN74LS107N	
114	1407 0814	IC - SN74LS139N	
115	1407 0838	IC - SN74LS266N	
116	1407 0972	IC - HD74LS42P	
117	1407 0974	IC - HD74LS32P	
118	1407 1023	IC - HD74LS14	
119	1407 1026	IC - SN74LS373N	
120	1407 1083	IC - HD74LS138P	
121	1407 1100	IC - Cmos-HM6116P-3	
122	1407 1154	IC - $\mu$ PD8279C-5	
123	1407 1331	IC - UD74LS154	
124	1407 1482	RAM - TC5565 PL-15	
125	1407 1511	LSI - UPD 8259 AC-2	
126	1407 1534	IC - MPD8253C-2	

Index No.	Part No.	Description	Q'ty Per Assembly
127	1407 1552	LSI - HD 61830 (Lctc)	
128	1407 1794	IC - I/O,UFD2855AC-2	
129	1407 1854	CPU - MPD8088D	
130	1407 1855	LSI - UPB8284AD	
131	1408 0316	IC - $\mu$ PC7905HTHREE Fernal	
132	1601 7370	Resistor Array - 1KOHM	
133	1601 7374	Resistor Array - 4.7KOHM	
134	1601 7376	Resistor Array - 10KOHM $\pm$ 5% 1/8W	
135	1601 7379	Resistor Array - 33KOHM 0.1W $\pm$ 5%	
136	1604 1366	Capaciter - 47 $\mu$ F 25V	
137	1604 1385	Capacitor - 47 $\mu$ F $\pm$ 20% 50V	
138	1606 1336	Capacitor - 1000pF 50V	
139	1606 1396	Capacitor - 0.1 $\mu$ F 25V	
140	1611 4102	Resistor - 1KOHM 1/4T $\pm$ 5%	
141	1611 4103	Resistor - 10KOHM 1/4T $\pm$ 5%	
142	1611 4222	Resistor - 2.2KOHM 1/4T $\pm$ 5%	
143	1611 4330	Resistor - 330OHM 1/4T $\pm$ 5%	
144	1611 4332	Resistor - 3.3KOHM 1/4T $\pm$ 5%	
145	1611 4333	Resistor - 33KOHM 1/4T $\pm$ 5%	
146	1611 4473	Resistor - 47KOHM 1/4T $\pm$ 5%	
147	1611 4511	Resistor - 510OHM 1/4T $\pm$ 5%	

## DIODE

SYMBOL NO.	INDEX NO.
D401	103
D402	103
D403	103
D404	103
D405	103
D406	103
D407	103
D408	103
D409	103
D410	103

SYMBOL NO.	INDEX NO.
D411	103
D412	103
D413	103
D414	103
D415	103
D416	103
D417	103
D418	103
D419	103
D420	103

SYMBOL NO.	INDEX NO.
D421	103
D422	103
D423	103
D424	103
D425	103
D426	103
D427	103
D428	103
D429	103
D430	103

SYMBOL NO.	INDEX NO.
D431	103
D432	103
D433	103
D434	103
D435	103
D436	103
D437	103
D438	103
D439	103
D440	103

## LED

SYMBOL NO.	INDEX NO.
D444	103

SYMBOL NO.	INDEX NO.
LED421	106

## RESISTOR

SYMBOL NO.	INDEX NO.
R401	104
R402	104
R403	104
R404	104
R405	104
R406	104
R407	104
R408	104
R409	105
R410	105

## SW

SYMBOL NO.	INDEX NO.
R411	105
R412	105

SYMBOL NO.	INDEX NO.
SW401	101
SW402	101
SW403	101
SW404	101
SW405	101
SW406	101
SW407	101
SW408	101
SW409	101
SW410	101

SYMBOL NO.	INDEX NO.
SW411	101
SW412	101
SW413	102
SW414	102
SW415	101
SW416	101
SW417	101
SW418	102
SW419	102
SW420	101

SYMBOL NO.	INDEX NO.
SW421	101
SW422	101
SW423	101
SW424	101
SW425	101
SW426	101
SW427	101
SW428	101
SW429	101
SW430	101

SYMBOL NO.	INDEX NO.
SW431	101
SW432	101
SW433	101
SW434	102
SW435	102
SW436	102
SW437	102
SW438	101
SW439	101
SW440	101

SYMBOL NO.	INDEX NO.
SW444	101

## 47. KEY PCB

September 01, '86

Index No.	Part No.	Description	Q'ty Per Assembly
*	5219 5713	Key P.C.B.	1

Index No.	Part No.	Description	Q'ty Per Assembly
101	1204 1190	Switch	
102	1204 1347	Push Switch	
103	1401 0611	Diode - 1S1588	
104	1611 4102	Resistor - 1KOHM 1/4T ±5%	
105	1611 4111	Resistor - 1OHM 1/4	
106	1403 0240	Packed LED	



## CAPACITOR

SYMBOL NO.	INDEX NO.
C201	102
C202	102
C203	102
C204	102
C205	102
C206	102
C207	102
C208	102
C209	102
C210	102

## IC

SYMBOL NO.	INDEX NO.
C211	102
C212	102

SYMBOL NO.	INDEX NO.
IC201	1
IC202	2
IC203	3
IC204	4
IC205	5
IC206	6
IC207	7
IC209	8
IC210	9
IC211	10

## SOCKET

SYMBOL NO.	INDEX NO.
IC212	11

SYMBOL NO.	INDEX NO.
—	101

# 48. ROM PCB

September 01, '86

Index No.	Part No.	Description	Q'ty Per Assembly
1	5219 5800	ROM 1 - LT/LDG English	1
1	6815 5110	ROM 1 - A4 English	1
1	6815 5310	ROM 1 - German	1
1	6815 5510	ROM 1 - French	1
1	6815 5710	ROM 1 - Italian	1
2	5219 5801	ROM 2 - LT/LDG English	1
2	6815 5111	ROM 2 - A4 English	1
2	6815 5311	ROM 2 - German	1
2	6815 5511	ROM 2 - French	1
2	6815 5711	ROM 2 - Italian	1
3	5219 5802	ROM 3 - LT/LDG English	1
3	6815 5112	ROM 3 - A4 English	1
3	6815 5312	ROM 3 - German	1
3	6815 5512	ROM 3 - French	1
3	6815 5712	ROM 3 - Italian	1
4	5219 5803	ROM 4 - LT/LDG English	1
4	6815 5113	ROM 4 - A4 English	1
4	6815 5313	ROM 4 - German	1
4	6815 5513	ROM 4 - French	1
4	6815 5713	ROM 4 - Italian	1
5	5219 5804	ROM 5 - LT/LDG English	1
5	6815 5114	ROM 5 - A4 English	1
5	6815 5314	ROM 5 - German	1
5	6815 5514	ROM 5 - French	1
5	6815 5714	ROM 5 - Italian	1
6	5219 5805	ROM 6 - LT/LDG English	1
6	6815 5115	ROM 6 - A4 English	1
6	6815 5315	ROM 6 - German	1
6	6815 5515	ROM 6 - French	1
6	6815 5715	ROM 6 - Italian	1
7	5219 5806	ROM 7 - LT/LDG English	1
7	6815 5116	ROM 7 - A4 English	1
7	6815 5316	ROM 7 - German	1
7	6815 5516	ROM 7 - French	1
7	6815 5716	ROM 7 - Italian	1

Index No.	Part No.	Description	Q'ty Per Assembly
8	5219 5808	ROM 9 - LT/LDG English	1
8	6815 5118	ROM 9 - A4 English	1
8	6815 5318	ROM 9 - German	1
8	6815 5518	ROM 9 - French	1
8	6815 5718	ROM 9 - Italian	1
9	5219 5809	ROM 10 - LT/LDG English	1
9	6815 5119	ROM 10 - A4 English	1
9	6815 5319	ROM 10 - German	1
9	6815 5519	ROM 10 - French	1
9	6815 5719	ROM 10 - Italian	1
10	5219 5810	ROM 11 - LT/LDG English	1
10	6815 5120	ROM 11 - A4 English	1
10	6815 5320	ROM 11 - German	1
10	6815 5520	ROM 11 - French	1
10	6815 5720	ROM 11 - Italian	1
11	5219 5811	ROM 12 - LT/LDG English	1
11	6815 5121	ROM 12 - A4 English	1
11	6815 5321	ROM 12 - German	1
11	6815 5521	ROM 12 - French	1
11	6815 5721	ROM 12 - Italian	1
*	5219 5790	ROM P.C.B. - LT/LDG English	1
101	1104 0271	LSI Socket - 28P	
102	1606 1396	Capacitor - 0.1µF 25V	

## 49. DF MAIN PCB - DF

September 01, '86

## CAPACITOR

SYMBOL NO.	INDEX NO.	SYMBOL NO.	INDEX NO.	SYMBOL NO.	INDEX NO.	SYMBOL NO.	INDEX NO.
C101	147	C111	147	C124	147	C134	142
C102	147	C112	147	C125	147	C135	147
C103	147	C115	147	C126	143	C136	141
C104	147	C116	147	C127	147	C137	147
C105	147	C117	147	C128	147	C138	147
C106	147	C118	147	C129	147	C139	147
C107	147	C119	147	C130	147	C140	147
C108	147	C120	144	C131	146		
C109	147	C122	148	C132	145		
C110	147	C123	148	C133	147		

## CONNECTOR

SYMBOL NO.	INDEX NO.	SYMBOL NO.	INDEX NO.
CN101	104	CN106	3
CN102	102	CN107	4
CN103	101	CN108	106
CN104	103		
CN105	105		

## DIODE

SYMBOL NO.	INDEX NO.	SYMBOL NO.	INDEX NO.
D102	113		
D103	113		
D104	113		

## DIP SW

SYMBOL NO.	INDEX NO.	SYMBOL NO.	INDEX NO.
DPS101	110		
DPS102	110		

## FUSE

SYMBOL NO.	INDEX NO.	SYMBOL NO.	INDEX NO.
FU101	109		
FU101	108		
FU102	108		
FU102	109		
FU103	108		
FU103	109		

## RC ARRAY

SYMBOL NO.	INDEX NO.	SYMBOL NO.	INDEX NO.
HB101	140		
HB102	140		
HB103	140		

## IC

SYMBOL NO.	INDEX NO.	SYMBOL NO.	INDEX NO.	SYMBOL NO.	INDEX NO.	SYMBOL NO.	INDEX NO.
IC101	112	IC108	117	IC116	120	IC124	124
IC101	6	IC109	115	IC117	125	IC125	123
IC101	161	IC110	120	IC118	112	IC125	160
IC102	2	IC111	112	IC118	6	IC125	161
IC103	1	IC111	6	IC118	161	IC125	162
IC104	116	IC111	161	IC119	2		
IC105	118	IC112	2	IC120	1		
IC106	107	IC113	1	IC121	122		
IC106	5	IC114	121	IC122	124		
IC107	119	IC115	120	IC123	124		

## LED

SYMBOL NO.	INDEX NO.	SYMBOL NO.	INDEX NO.
LED101	114		
LED102	114		
LED103	114		
LED105	114		
LED106	114		

## RESISTOR

SYMBOL NO.	INDEX NO.	SYMBOL NO.	INDEX NO.	SYMBOL NO.	INDEX NO.	SYMBOL NO.	INDEX NO.
R101	158	R111	156	R121	149	R132	157
R102	155	R112	154	R122	150	R133	157
R103	155	R113	149	R124	156	R135	152
R104	128	R114	149	R125	152	R136	152
R105	156	R115	128	R126	155	R137	149
R106	156	R116	156	R127	155	R138	149
R107	156	R117	156	R128	128	R139	151
R108	155	R118	156	R129	156	R140	152
R109	155	R119	149	R130	156	R141	152
R110	158	R120	149	R131	158	R142	152

## RESISTOR ARRAY

SYMBOL NO.	INDEX NO.	SYMBOL NO.	INDEX NO.	SYMBOL NO.	INDEX NO.
R143	149	R154	156	RAY101	131
R144	149	R155	150	RAY102	130
R145	153	R156	150	RAY103	136
R146	153	R157	127	RAY104	133
R147	153	R158	150	RAY105	133
R148	153	R159	159	RAY106	132
R149	156	R161	129	RAY107	135
R151	153	R163	129	RAY108	133
R152	150	R164	156	RAY109	133
R153	150	R165	149	RAY110	137

## SW

SYMBOL NO.	INDEX NO.	SYMBOL NO.	INDEX NO.
RAY111	134		

## POTENTIOMETER

SYMBOL NO.	INDEX NO.	SYMBOL NO.	INDEX NO.
SW101	111		
SW102	111		

## CRYSTAL OSCILLATOR

SYMBOL NO.	INDEX NO.	SYMBOL NO.	INDEX NO.
VR101	138		
VR102	138		
VR103	138		
VR105	138		
VR106	138		
VR108	139		

## CRYSTAL OSCILLATOR

SYMBOL NO.	INDEX NO.	SYMBOL NO.	INDEX NO.
XTAL101	126		

49. DF MAIN PCB – DF

September 01, '86

Index No.	Part No.	Description	Q'ty Per Assembly
1	5918 5701	IC - HCTL-1	3
2	5918 5702	IC - HCTL-2	3
3	5918 5711	Fiber Output Connector	1
4	5918 5712	Fiber Input Connector	1
5	5936 5211	CPU1 - Main Control (HM482764G-3)	1
6	5936 5221	CPU2 - Main Control (HM482764G-3)	3
*	5936 5201	DF Main P.C.B.	1

Index No.	Part No.	Description	Q'ty Per Assembly
101	1102 0919	Connector - 12P	
102	1102 0962	Terminal - 6P	
103	1103 0779	Connector - 2P	
104	1103 0881	Connector - 4P	
105	1103 1371	Connector - 34P	
106	1103 1732	Connector - 10P	
107	1104 0271	LSI Socket - 28P	
108	1104 0273	Fuse Holder	
109	1107 0413	Fuse - 3A (220V)	
110	1204 0883	Dip Switch	
111	1204 1385	Push Switch	
112	1401 0329	IC - MP4503	
113	1401 0832	Diode - DSA1A1	
114	1403 0308	LED - TLR-102A	
115	1407 0539	IC - SN74LS04	
116	1407 0604	IC - TC4049P	
117	1407 0975	IC - HD7407P	
118	1407 1016	IC - $\mu$ PD8255AC-5	
119	1407 1026	IC - SN74LS373N	
120	1407 1094	IC - HD74LS93P	
121	1407 1334	IC - $\mu$ PD7810G	
122	1407 1348	IC - TD62304P	
123	1408 0076	IC - $\mu$ PC14132	
124	1408 0099	IC - HA17901P	
125	1408 0408	IC - PST518A	
126	1503 0070	Ceramic Oscillator - 10MHz	
127	1600 0266	Resistor - 330HM 5T $\pm$ 1%	
128	1600 0569	Resistor - 0.20HM 1W	
129	1601 1732	Resistor - 390OHM 1T $\pm$ 5%	
130	1601 7215	Resistor Array - 4.7KOHM 1/8W	
131	1601 7326	Resistor Array - 10KOHM	
132	1601 7348	Resistor Array - 470OHM 1/8W $\pm$ 5%	
133	1601 7352	Resistor Array - 4.7KOHM	
134	1601 7356	Resistor Array - 22KOHM 1/8W $\pm$ 5%	
135	1601 7360	Resistor Array - 33KOHM 1/8W $\pm$ 5%	

Index No.	Part No.	Description	Q'ty Per Assembly
136	1601 7374	Resistor Array - 4.7KOHM	
137	1601 7400	Resistor Array - 22KOHM	
138	1601 8147	Variable Resistor - 10KOHM 0.5W	
139	1601 8157	Variable Resistor - 100KOHM	
140	1602 0934	RC Array - CR01-R	
141	1604 1357	Capaciter - 470 $\mu$ F 10V	
142	1604 1367	Capaciter - 100 $\mu$ F 25V	
143	1604 1376	Capaciter - 0.33 $\mu$ F 50V	
144	1604 1381	Capaciter - 4.7 $\mu$ F 50V	
145	1604 1383	Capacitor - 22 $\mu$ F 50V	
146	1604 1386	Capacitor - 100MF 50V	
147	1606 0689	Capacitor - 0.01 $\mu$ F 50V	
148	1606 1184	Capacitor - 27pF 50V	
149	1611 4102	Resistor - 1KOHM 1/4T $\pm$ 5%	
150	1611 4103	Resistor - 10KOHM 1/4T $\pm$ 5%	
151	1611 4104	Resistor - 100KOHM 1/4T $\pm$ 5%	
152	1611 4105	Resistor - 1KOHM 1/4T $\pm$ 5%	
153	1611 4152	Resistor - 1.5KOHM 1/4T $\pm$ 5%	
154	1611 4153	Resistor - 15KOHM 1/4T $\pm$ 5%	
155	1611 4272	Resistor - 2.7KOHM 1/4T $\pm$ 5%	
156	1611 4472	Resistor - 4.7KOHM 1/4T $\pm$ 5%	
157	1611 4473	Resistor - 47KOHM 1/4T $\pm$ 5%	
158	1611 4562	Resistor - 5.6KOHM 1/4T $\pm$ 5%	
159	1611 6102	Resistor - 1KOHM 1/2T $\pm$ 5%	
160	1005 0767	Heat Sink	
161	0313 0060W	Philips Pan Head Screw - M3x6	
162	0323 0060W	Philips Sunken Head Screw - M3x6	

Index No.	Part No.	Description	Q'ty Per Assembly

## CONNECTOR

SYMBOL NO.	INDEX NO.
CN201	101

## RESISTOR

SYMBOL NO.	INDEX NO.
R201	102
R202	102
R203	102
R205	102
R206	102

## SENSOR

SYMBOL NO.	INDEX NO.
RES	1
SN2	1
SN4	1
SN5	1
SN6	1

# 50. SIZE/REGISTRATION SENSOR PCB – DF

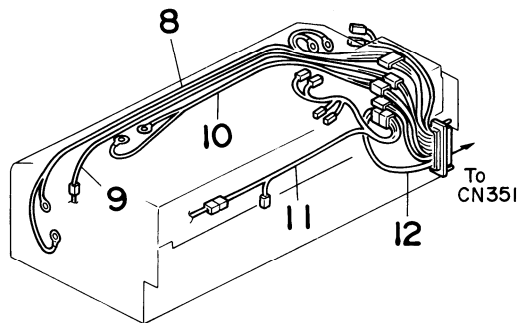
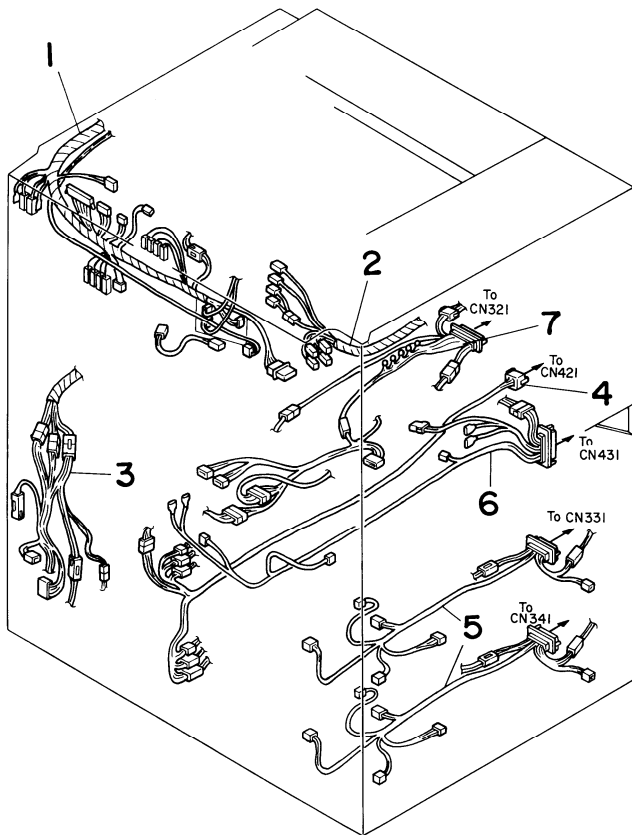
September 01, '86

Index No.	Part No.	Description	Q'ty Per Assembly
†	5886 5510	Photo Sensor	5
*	5936 5102	Size/Registration Sensor PCB - 115V	1
*	5936 5103	Size/Registration Sensor PCB - 220/240V	1

Index No.	Part No.	Description	Q'ty Per Assembly
101	1103 1551	Connector - 8P	
102	1611 6681	Resistor - 680OHM 1/2W +5%	

# 51. HARNESS LAYOUT – FRONT VIEW

September 01, '86



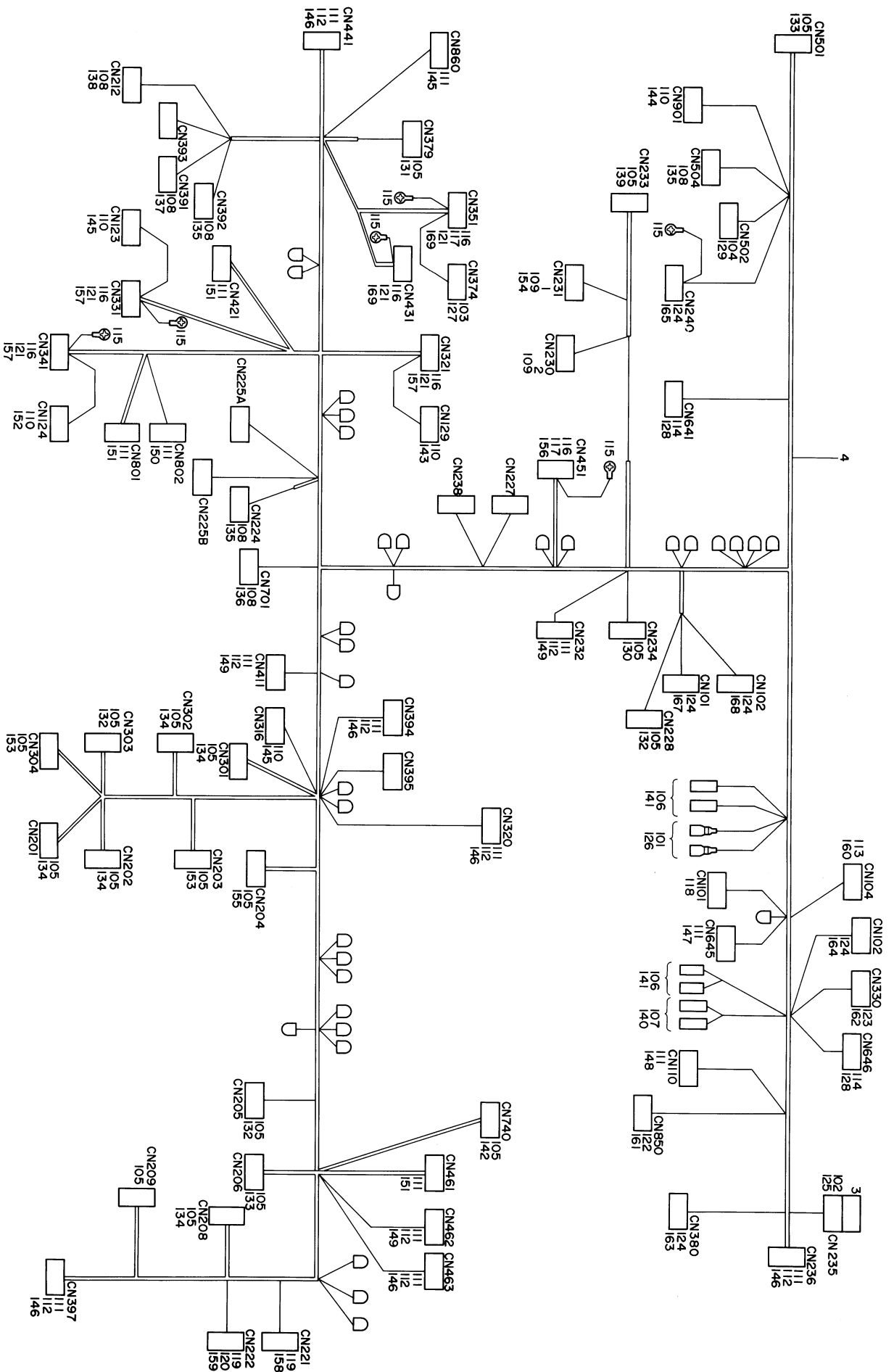
# 51. HARNESS LAYOUT – FRONT VIEW

September 01, '86

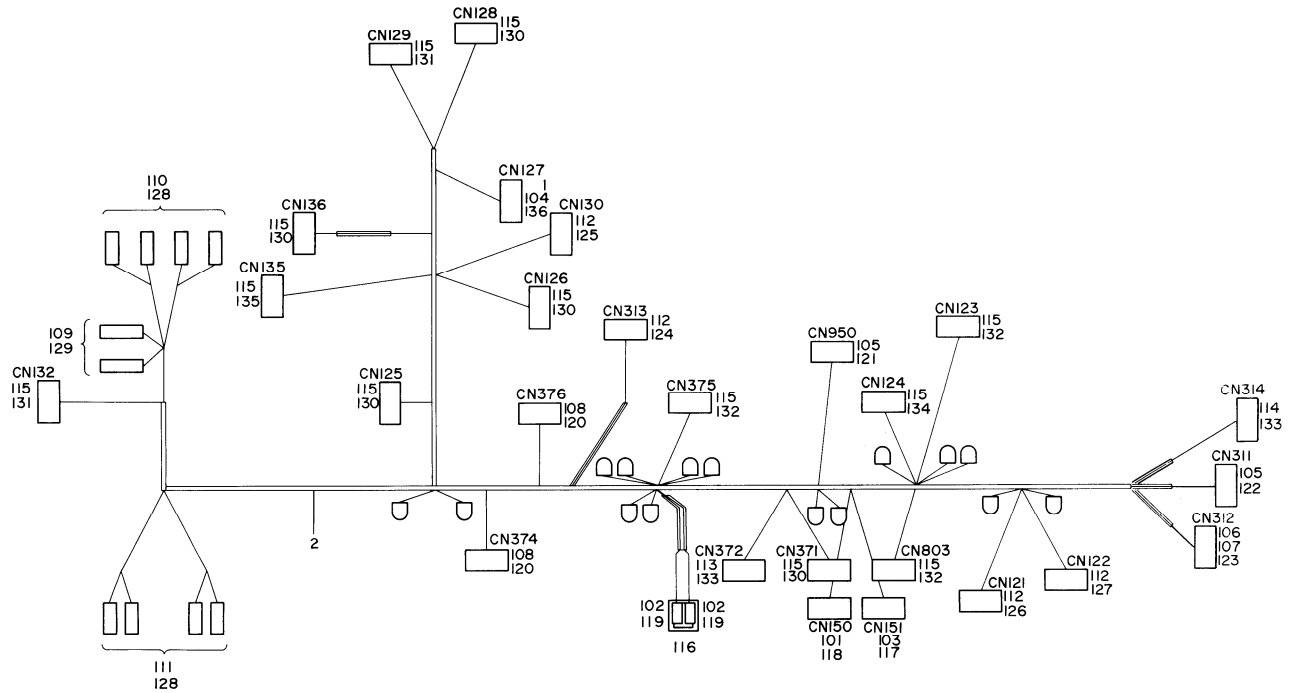
Index No.	Part No.	Description	Q'ty Per Assembly
1	5219 5653	DC Main Harness	1
2	5219 5658	AC Main Harness	1
3	5219 5681	Monitor Harness	1
4	5446 5165	Paper Feed Harness	1
5	5219 5514	Tray Harness - 115V	2
5	5219 5515	Tray Harness - 220/240V	2
6	5219 5516	Duplex Unit Harness	1
7	5219 5491	TC/SC Harness	1
8	5219 5445	Fusing Lamp Harness	1
9	5219 5468	Oil End Sensor Harness	1
10	5219 5447	Thermofuse Harness	1
11	5219 5446	Invertor Harness	1
12	5219 5469	Fusing Unit Harness	1

Index No.	Part No.	Description	Q'ty Per Assembly







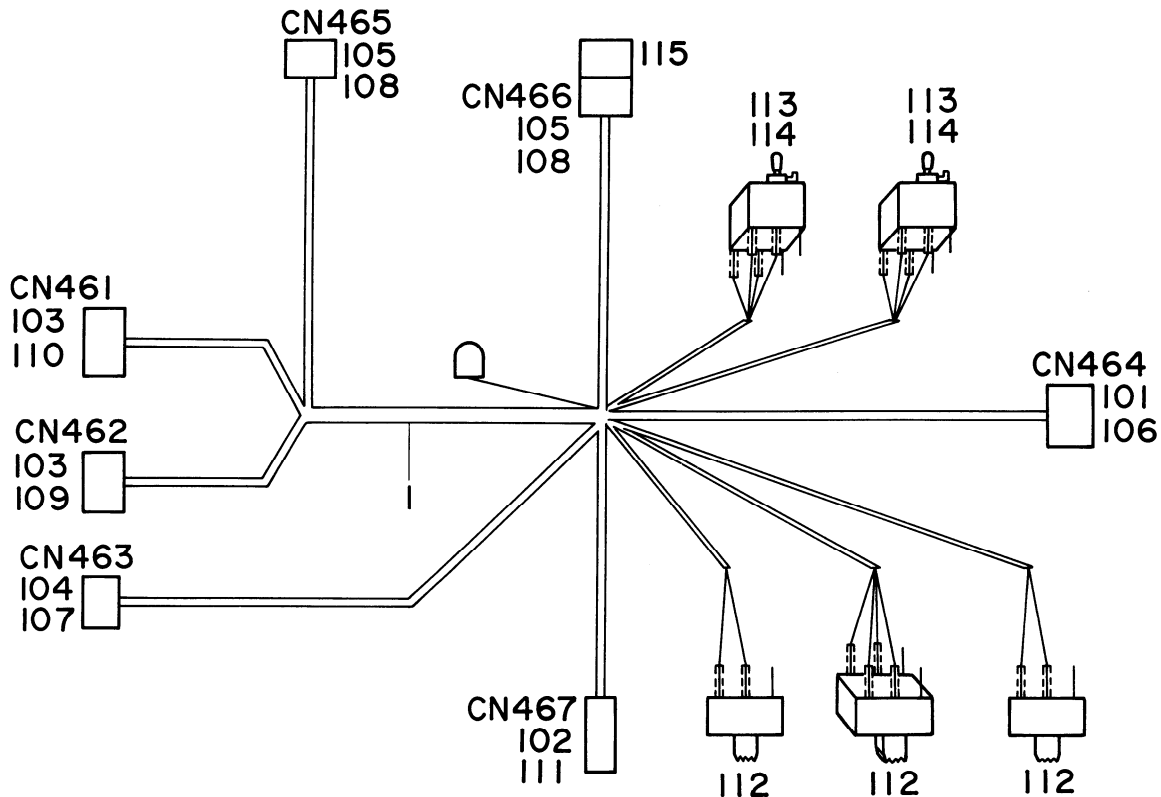


### 53. AC MAIN HARNESS

September 01, '86

Index No.	Part No.	Description	Q'ty Per Assembly
1	5446 5834	Connector Holder - CFL	1
2	5219 5658	AC Main Harness	1
101	1100 0243	Fastening Tab (115V)	
102	1100 0272	Fastening Receptacle	
103	1100 0275	Fastening Receptacle (115V)	
104	1100 0882	Socket - Mate-N-Lock	
105	1100 0916	Pin - Mate-N-Lock	
106	1100 1041	Pin - Mate-N-Lock	
107	1100 1061	Pin - Mate-N-Lock	
108	1100 1062	Socket - Mate-N-Lock	
109	1100 1168	Fastening Receptacle	
110	1100 1170	Fastening Receptacle	
111	1100 1171	Fastening Receptacle	
112	1100 1190	Socket - Mate-N-Lock	
113	1100 1238	Pin - Mate-N-Lock	
114	1100 1239	Pin - Mate-N-Lock	
115	1100 1241	Socket - Mate-N-Lock	
116	1101 0244	Terminal	
117	1102 0101	Connector - 2P - 115V	
118	1102 0102	Connector - 2P - 115V	
119	1102 0690	Insulating Sleeve	
120	1102 0782	Pin Housing - Mate-N-Lock	
121	1102 0983	Connector - 2P	
122	1102 0987	Connector - 6P	
123	1102 0989	Connector - 9P	
124	1102 1127	Connector	

Index No.	Part No.	Description	Q'ty Per Assembly
125	1102 1373	Connector - 3P	
126	1102 1375	Connector - 4P	
127	1102 1381	Connector - 11P	
128	1102 1404	Receptacle Housing	
129	1102 1408	Connector - 1P	
130	1102 1515	Connector - 2P	
131	1102 1516	Connector - 3P	
132	1102 1518	Connector - 6P	
133	1102 1520	Connector - 12P	
134	1102 1535	Connector - 6P	
135	1102 1559	Connector - 2P (BLACK)	
136	1102 1771	Connector - 4P	

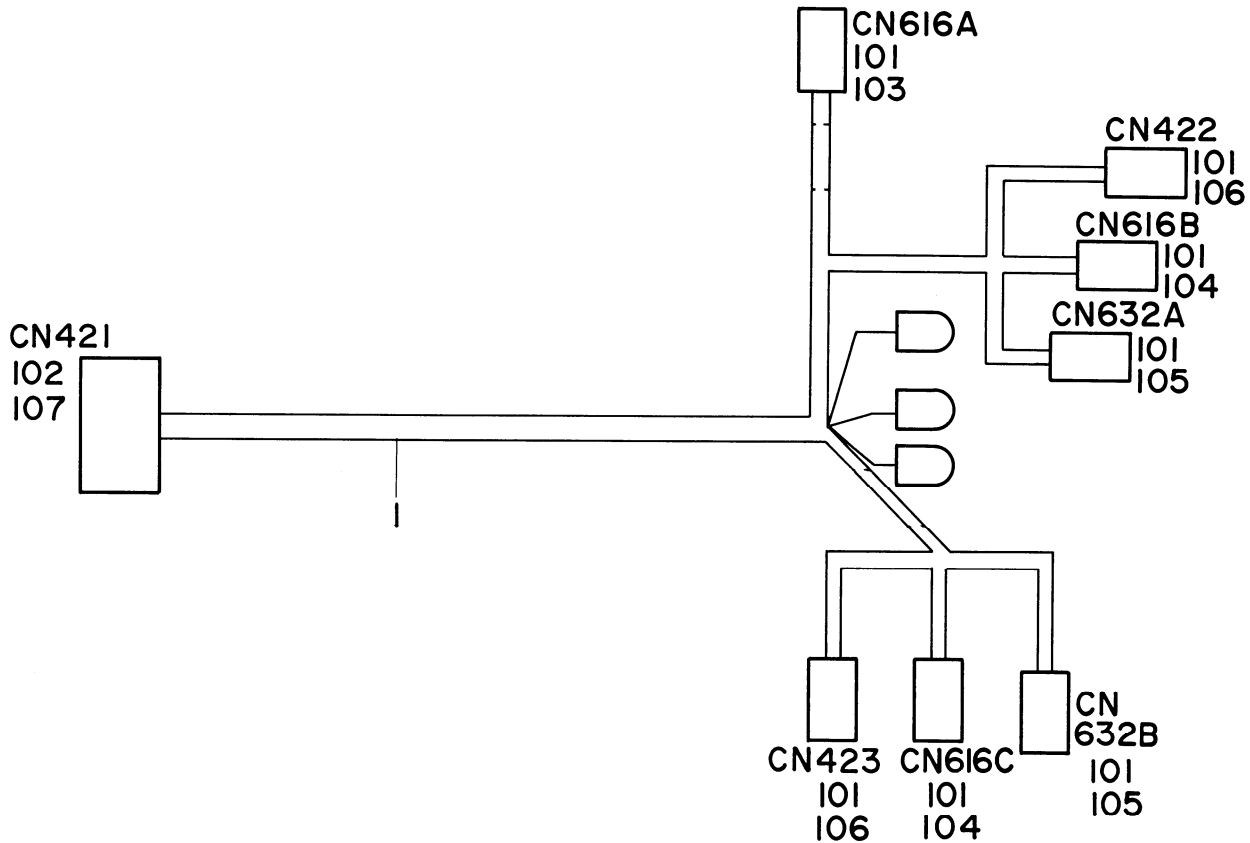


# 54. MONITOR HARNESS

September 01, '86

Index No.	Part No.	Description	Q'ty Per Assembly
1	5219 5681	Monitor Harness	1

Index No.	Part No.	Description	Q'ty Per Assembly
101	1100 1159	Socket - Mate-N-Lock	
102	1100 1169	Fastening Receptacle	
103	1100 1238	Pin - Mate-N-Lock	
104	1100 1239	Pin - Mate-N-Lock	
105	1100 1240	Socket - Mate-N-Lock	
106	1102 1309	Connector - 8P	
107	1102 1507	Connector - 2P	
108	1102 1509	Connector - 4P	
109	1102 1511	Connector - 9P	
110	1102 1513	Connector - 15P	
111	1102 1522	Connector - 2P	
112	1204 1225	Switch	
113	1204 1476	Switch	
114	1204 2126	Cap - AT-444	
115	1102 1517	Connector - 4P	



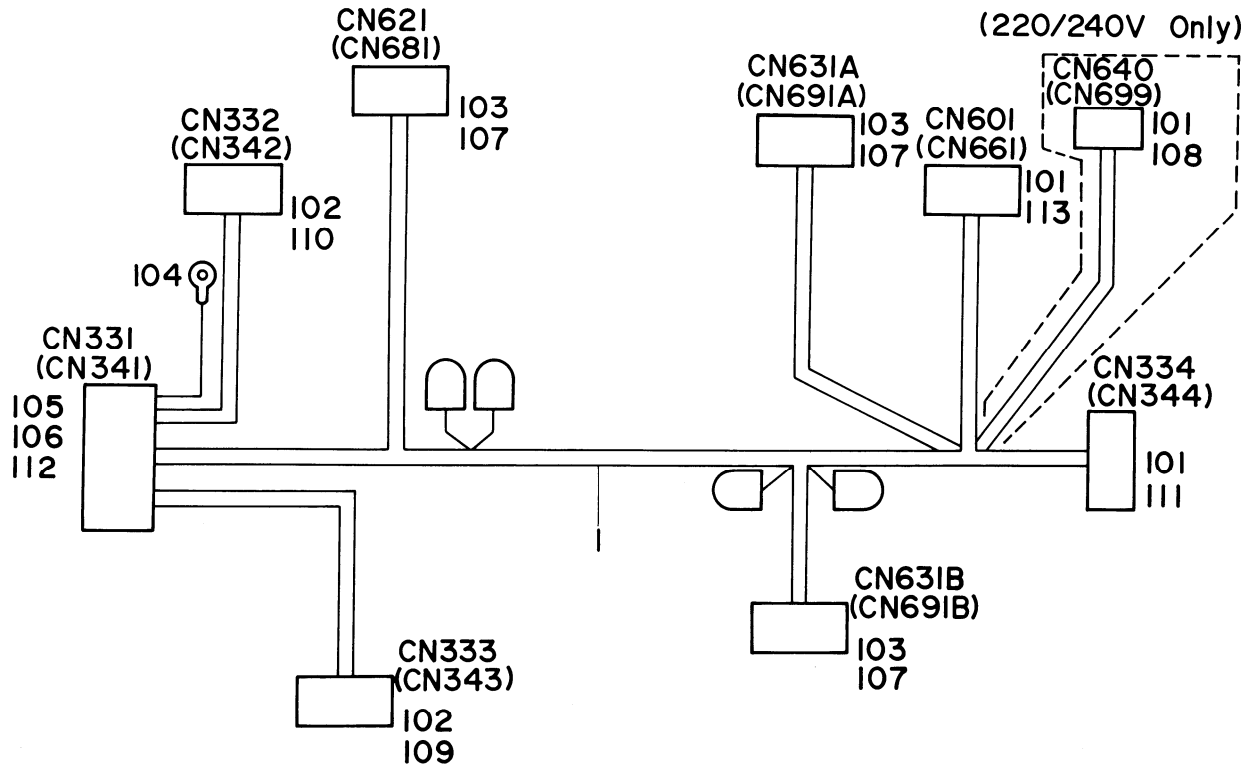
# 55. PAPER FEED HARNESS

September 01, '86

Index No.	Part No.	Description	Q'ty Per Assembly
1	5446 5165	Paper Feed Harness	1

Index No.	Part No.	Description	Q'ty Per Assembly
101	1100 1159	Socket - Mate-N-Lock	
102	1100 1238	Pin - Mate-N-Lock	
103	1102 1306	Connector - 3P	
104	1102 1307	Connector - 4P	
105	1102 1308	Connector - 6P	
106	1102 1326	Connector - 3P	
107	1102 1513	Connector - 15P	



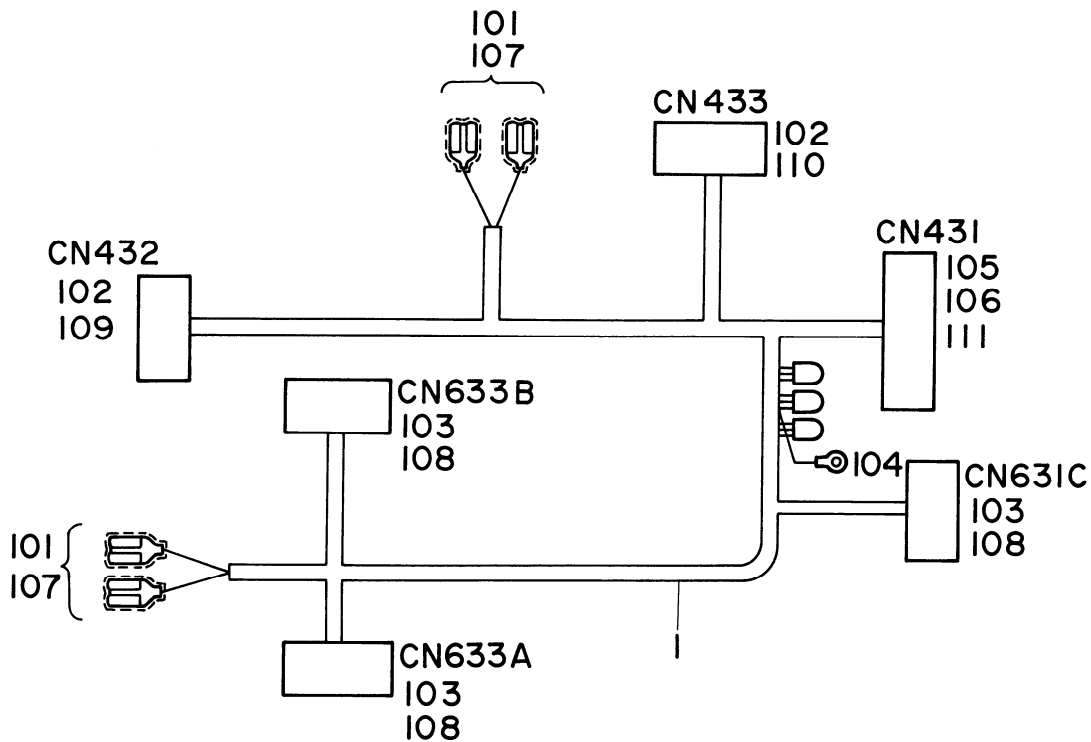


## 56. TRAY HARNESS

September 01, '86

Index No.	Part No.	Description	Q'ty Per Assembly
1	5219 5514	Tray Harness - 115V	2
1	5219 5515	Tray Harness - 220/240V	2

Index No.	Part No.	Description	Q'ty Per Assembly
101	1100 1204	Socket - Mate-N-Lock	
102	1100 1241	Socket - Mate-N-Lock	
103	1100 1259	Socket - Mate-N-Lock	
104	1100 1264	Fastening Receptacle	
105	1100 1266	Socket - Mate-N-Lock	
106	1100 1276	Socket - Mate-N-Lock	
107	1102 1089	Connector - 3P	
108	1102 1426	Connector - 3P	
109	1102 1515	Connector - 2P	
110	1102 1516	Connector - 3P	
111	1102 1632	Connector - 4P	
112	1102 1724	Connector - 24P	
113	1102 1729	Connector - 6P	

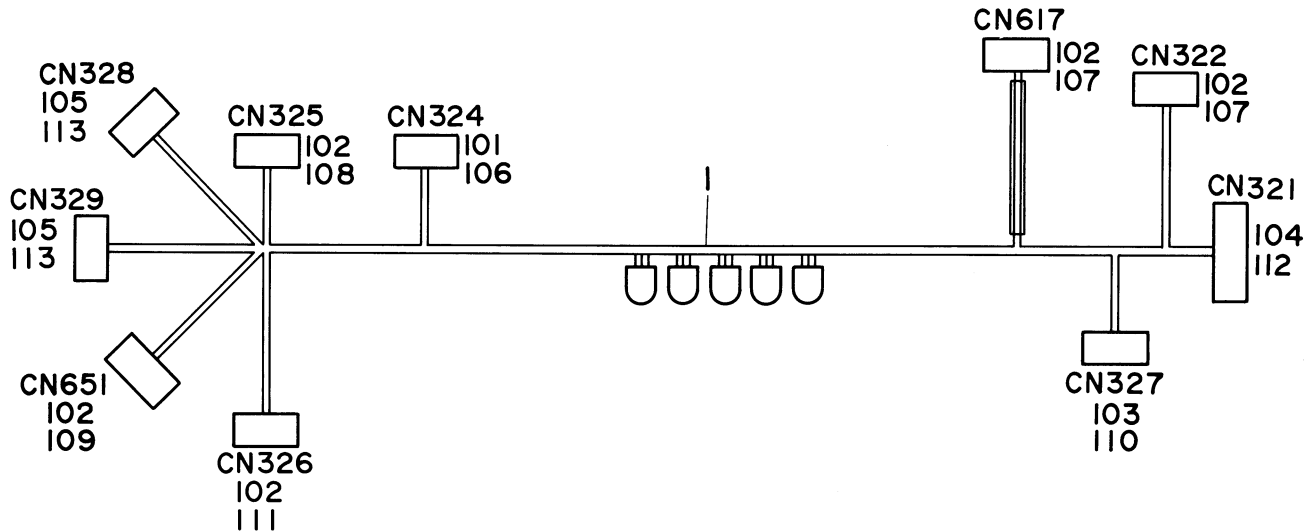


# 57. DUPLEX UNIT HARNESS

September 01, '86

Index No.	Part No.	Description	Q'ty Per Assembly
1	5219 5516	Duplex Unit Harness	1

Index No.	Part No.	Description	Q'ty Per Assembly
101	1100 0270	Fastening Receptacle	
102	1100 1159	Socket - Mate-N-Lock	
103	1100 1259	Socket - Mate-N-Lock	
104	1100 1264	Fastening Receptacle	
105	1100 1266	Socket - Mate-N-Lock	
106	1100 1276	Socket - Mate-N-Lock	
107	1102 0717	Closed Terminal	
108	1102 1089	Connector - 3P	
109	1102 1306	Connector - 3P	
110	1102 1492	Connector - 6P	
111	1103 1481	Connector - 20P	

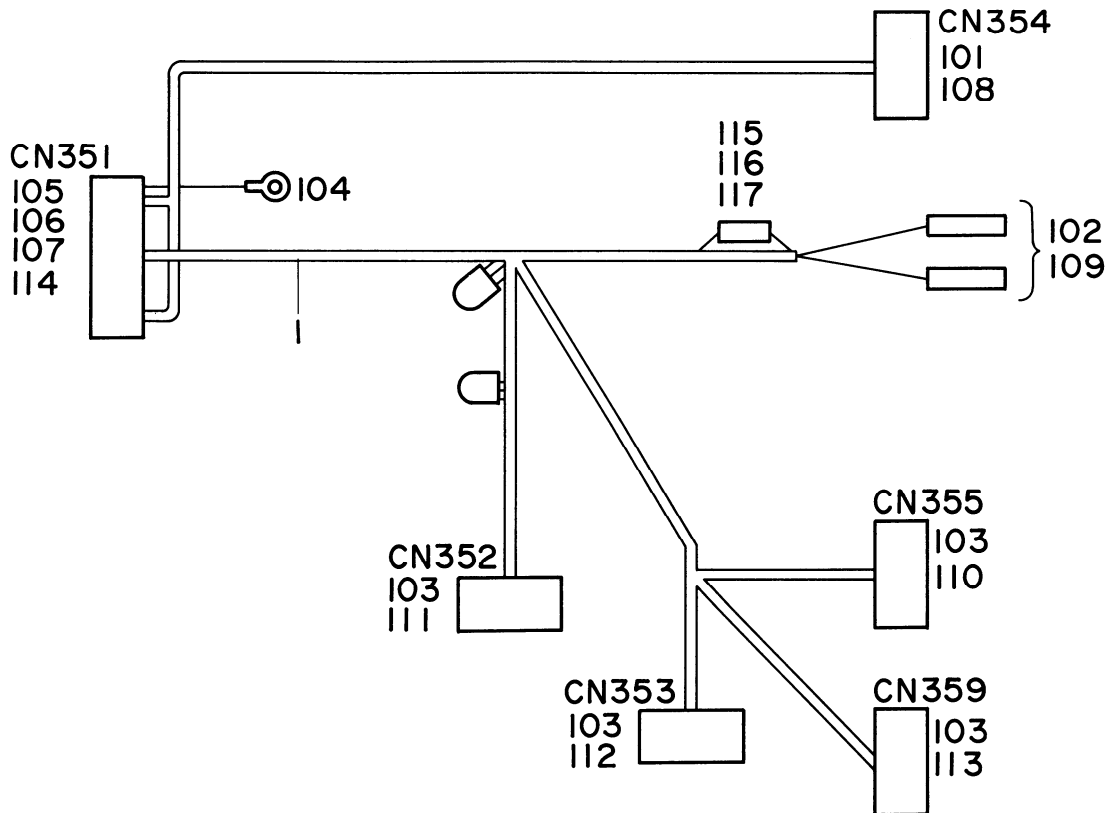


# 58. TC/SC HARNESS

September 01, '86

Index No.	Part No.	Description	Q'ty Per Assembly
1	5219 5491	TC/SC Harness	1

Index No.	Part No.	Description	Q'ty Per Assembly
101	1100 1042	Socket - Mate-N-Lock	
102	1100 1159	Socket - Mate-N-Lock	
103	1100 1240	Socket - Mate-N-Lock	
104	1100 1266	Socket - Mate-N-Lock	
105	1100 1328	Contact	
106	1102 0983	Connector - 2P	
107	1102 1306	Connector - 3P	
108	1102 1307	Connector - 4P	
109	1102 1505	Connector - 4P	
110	1102 1520	Connector - 12P	
111	1102 1679	Connector - 3P	
112	1102 1724	Connector - 24P	
113	1102 1952	Connector - 2P	



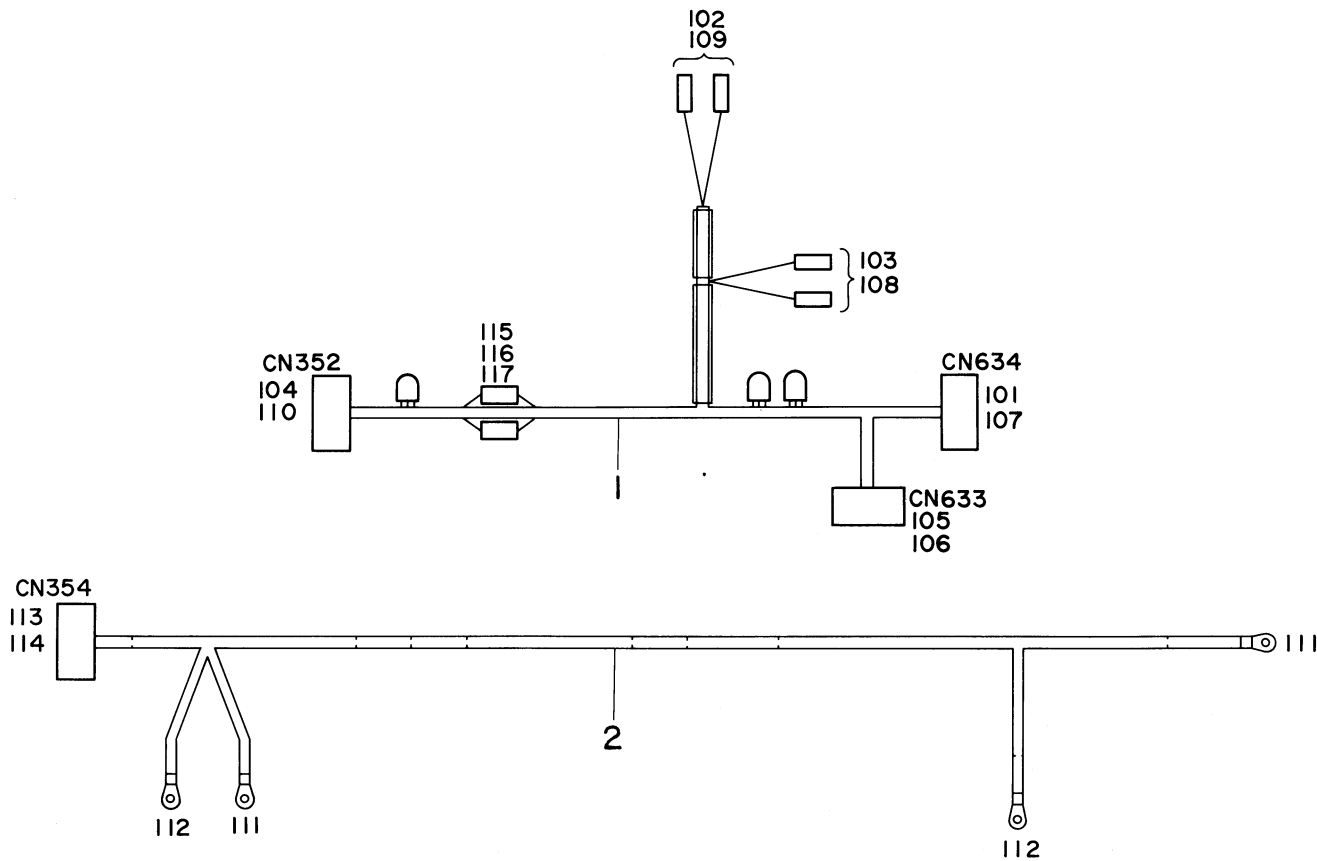
## 59. FUSING UNIT HARNESS

September 01, '86

Index No.	Part No.	Description	Qty Per Assembly
1	5219 5469	Fusing Unit Harness	1

Index No.	Part No.	Description	Qty Per Assembly
101	1100 0916	Pin - Mate-N-Lock	
102	1100 1172	Fastening Receptacle	
103	1100 1240	Socket - Mate-N-Lock	
104	1100 1264	Fastening Receptacle	
105	1100 1266	Socket - Mate-N-Lock	
106	1100 1267	Socket - Mate-N-Lock	
107	1100 1276	Socket - Mate-N-Lock	
108	1102 0777	Connector - 4P	
109	1102 1404	Receptacle Housing	
110	1102 1508	Connector - 3P	
111	1102 1511	Connector - 9P	
112	1102 1524	Connector - 2P (RED)	
113	1102 1525	Connector - 4P	
114	1103 1481	Connector - 20P	
115	1100 1155	Contact	
116	1102 1286	Connector	
117	1401 0728	Zener Diode - Z1047	



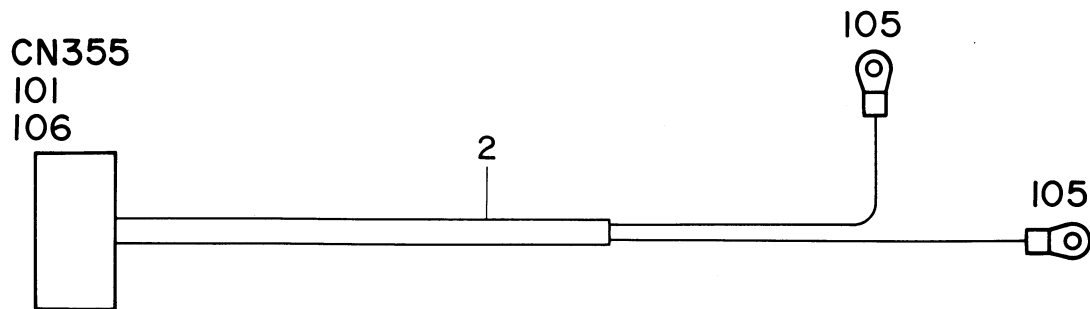


## 60. INVERTOR AND FUSING LAMP HARNESSSES

September 01, '86

Index No.	Part No.	Description	Qty Per Assembly
1	5219 5446	Invertor Harness	1
2	5219 5445	Fusing Lamp Harness	1

Index No.	Part No.	Description	Qty Per Assembly
101	1100 1159	Socket - Mate-N-Lock	
102	1100 1169	Fastening Receptacle	
103	1100 1172	Fastening Receptacle	
104	1100 1238	Pin - Mate-N-Lock	
105	1100 1259	Socket - Mate-N-Lock	
106	1102 1089	Connector - 3P	
107	1102 1306	Connector - 3P	
108	1102 1404	Receptacle Housing	
109	1102 1408	Connector - 1P	
110	1102 1519	Connector - 9P	
111	1100 0080	Solid Strand	
112	1100 0090	Solid Strand	
113	1100 1043	Pin - Mate-N-Lock	
114	1102 0782	Pin Housing - Mate-N-Lock	
115	1100 1155	Contact	
116	1102 1286	Connector	
117	1401 0728	Zener Diode - Z1047	

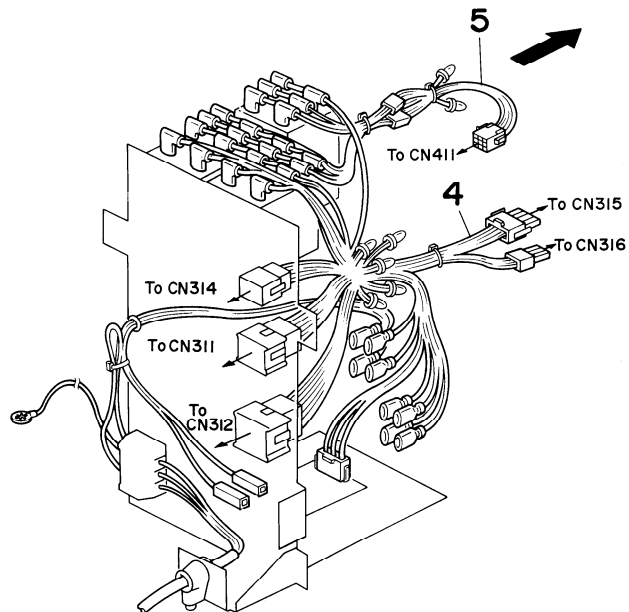
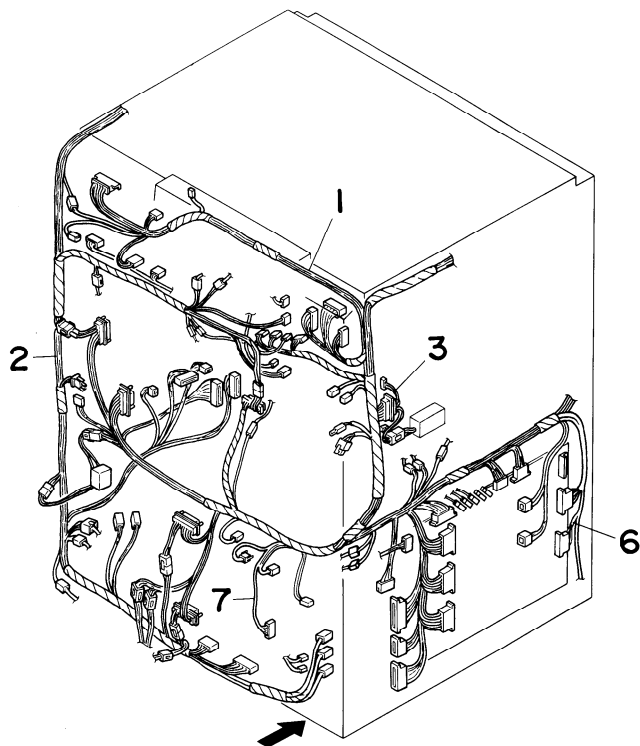


# 61. OIL END SENSOR AND THERMOFUSE HARNESSES

September 01, '86

Index No.	Part No.	Description	Q'ty Per Assembly
1	5219 5468	Oil End Sensor Harness	1
2	5219 5447	Thermofuse Harness	1

Index No.	Part No.	Description	Q'ty Per Assembly
101	1100 1238	Pin - Mate-N-Lock	
102	1100 1259	Socket - Mate-N-Lock	
103	1102 1089	Connector - 3P	
104	1102 1533	Connector - 3P	
105	1100 0080	Solid Strand	
106	1102 1516	Connector - 3P	

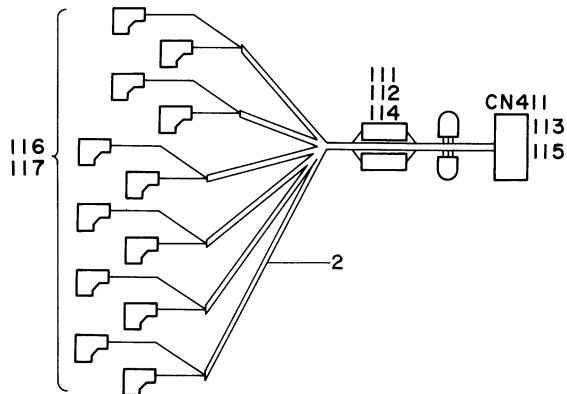
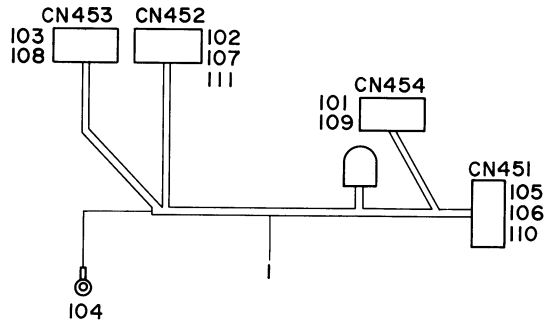


## 62. HARNESS LAYOUT – REAR VIEW

September 01, '86

Index No.	Part No.	Description	Q'ty Per Assembly
1	5219 5653	DC Main Harness	1
2	5219 5658	AC Main Harness	1
3	5219 5487	Development Unit Harness	1
4	5219 5603	AC Power Relay Harness - 115V	1
4	5219 5604	AC Power Relay Harness - 220/240V	1
5	5219 5605	DC Power Relay Harness	1
6	5219 5661	Operation Harness	1
7	5446 5196	Development Harness	1

Index No.	Part No.	Description	Q'ty Per Assembly



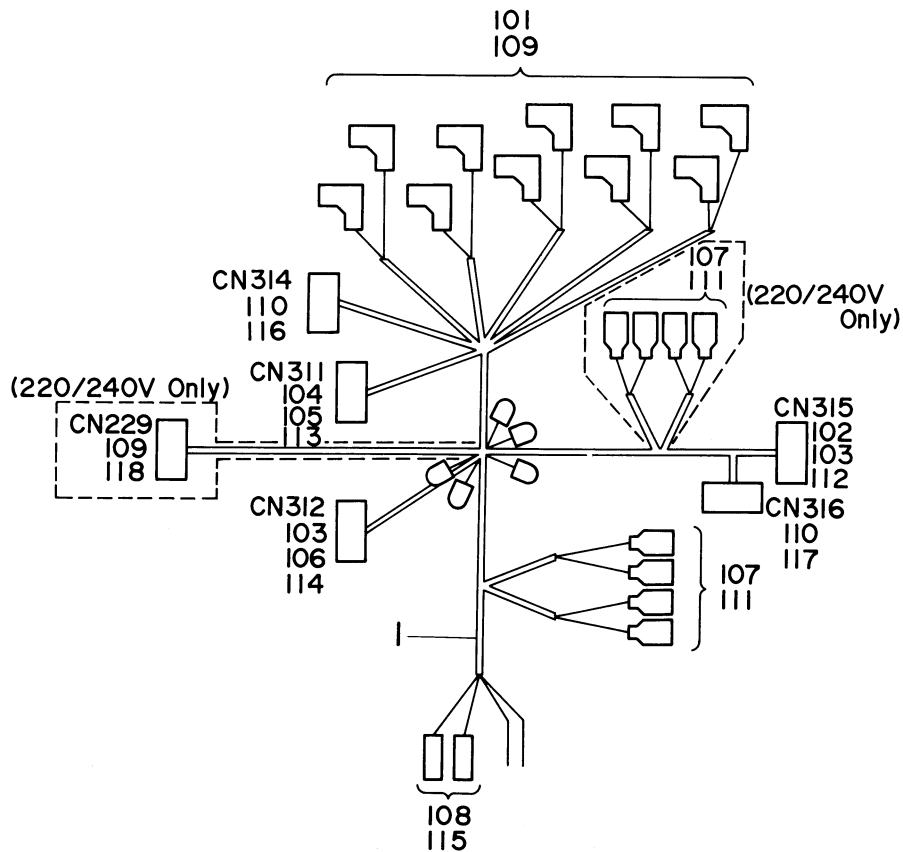
## 63. DEVELOPMENT UNIT AND DC POWER RELAY HARNESSSES

September 01, '86

Index No.	Part No.	Description	Q'ty Per Assembly
1	5219 5487	Development Unit Harness	1
2	5219 5605	DC Power Relay Harness	1

Index No.	Part No.	Description	Q'ty Per Assembly
101	1100 1159	Socket - Mate-N-Lock	
102	1100 1166	Socket - Mate-N-Lock	
103	1100 1240	Socket - Mate-N-Lock	
104	1100 1264	Fastening Receptacle	
105	1100 1266	Socket - Mate-N-Lock	
106	1100 1267	Socket - Mate-N-Lock	
107	1102 1330	Connector - 2P	
108	1102 1512	Connector - 12P	
109	1102 1679	Connector - 3P	
110	1102 1722	Connector - 16P	
111	1401 0728	Zener Diode - Z1047	
112	1100 1155	Contact	
113	1100 1238	Pin - Mate-N-Lock	
114	1102 1286	Connector	
115	1102 1511	Connector - 9P	
116	1102 1842	Insulating Sleeve	
117	1100 0300	Solid Strand	



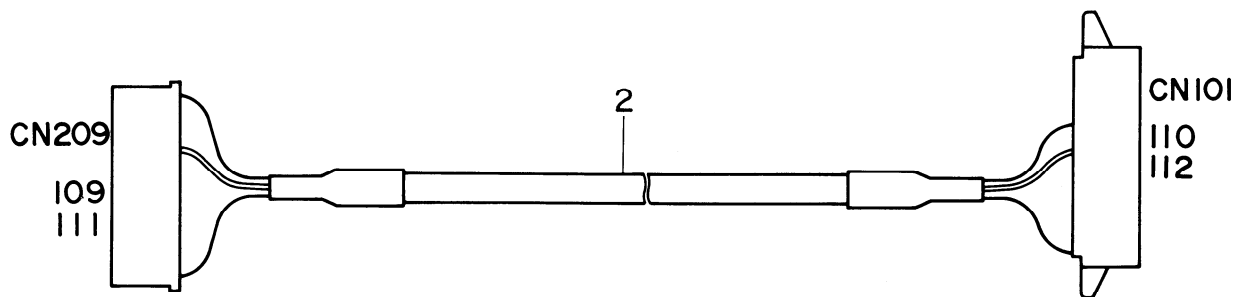
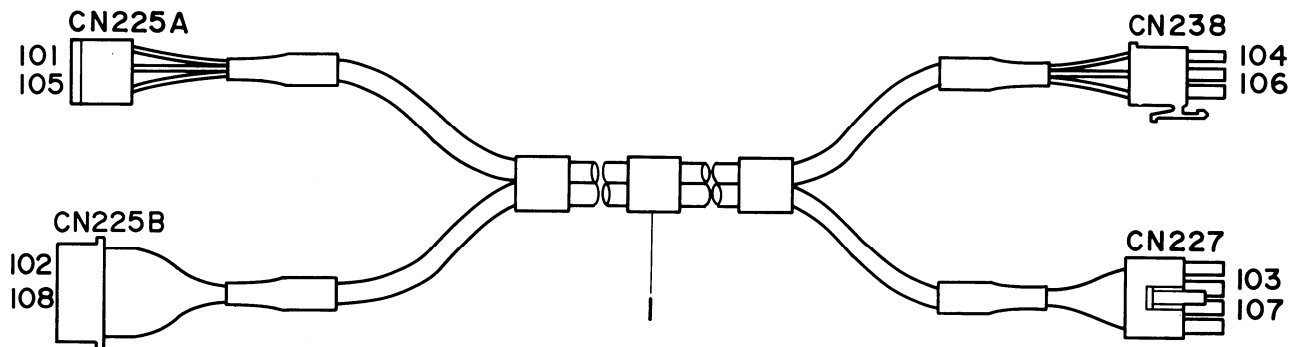


## 64. AC POWER RELAY HARNESS

September 01, '86

Index No.	Part No.	Description	Q'ty Per Assembly
1	5219 5603	AC Power Relay Harness - 115V	1
1	5219 5604	AC Power Relay Harness - 220/240V	1

Index No.	Part No.	Description	Q'ty Per Assembly
101	1100 0276	Fastening Receptacle	
102	1100 0916	Pin - Mate-N-Lock	
103	1100 1042	Socket - Mate-N-Lock	
104	1100 1043	Pin - Mate-N-Lock	
105	1100 1061	Pin - Mate-N-Lock	
106	1100 1062	Socket - Mate-N-Lock	
107	1100 1117	Fastening Receptacle	
108	1100 1170	Fastening Receptacle	
109	1100 1190	Socket - Mate-N-Lock	
110	1100 1241	Socket - Mate-N-Lock	
111	1102 0690	Insulating Sleeve	
112	1102 0782	Pin Housing - Mate-N-Lock	
113	1102 0988	Connector - 6P	
114	1102 0990	Connector - 9P	
115	1102 1404	Receptacle Housing	
116	1102 1512	Connector - 12P	
117	1102 1518	Connector - 6P	
118	1102 1578	Connector - 6P	
119	1102 1842	Insulating Sleeve	

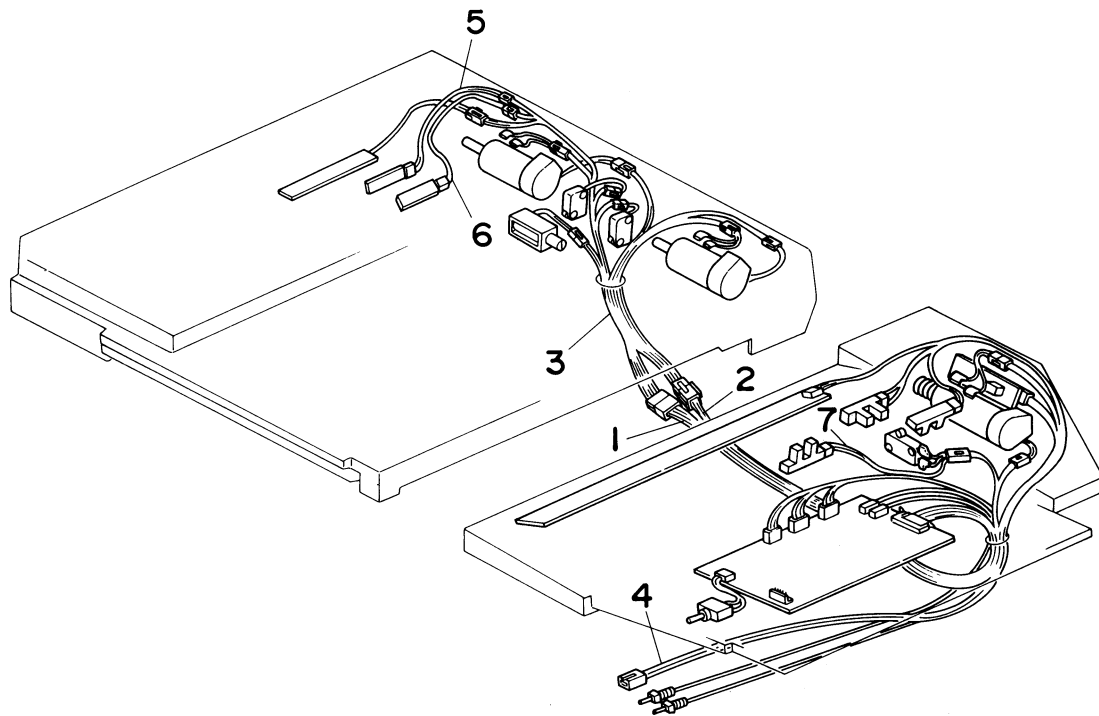


## 65. DEVELOPMENT AND OPERATION HARNESSSES

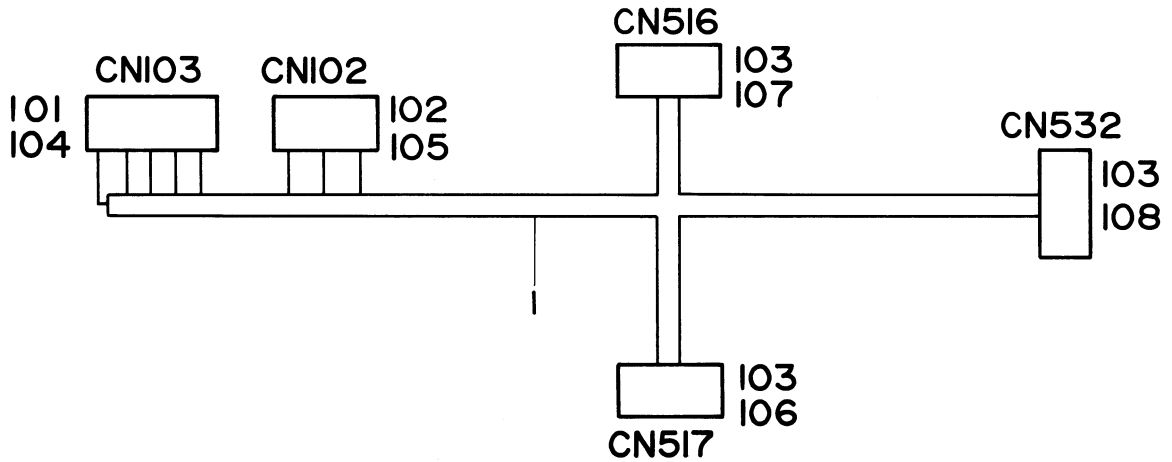
September 01, '86

Index No.	Part No.	Description	Q'ty Per Assembly
1	5446 5196	Development Harness	1
2	5219 5661	Operation Harness	1

Index No.	Part No.	Description	Q'ty Per Assembly
101	1100 1190	Socket - Mate-N-Lock	
102	1100 1204	Socket - Mate-N-Lock	
103	1100 1240	Socket - Mate-N-Lock	
104	1100 1241	Socket - Mate-N-Lock	
105	1102 1373	Connector - 3P	
106	1102 1516	Connector - 3P	
107	1102 1520	Connector - 12P	
108	1102 1628	Connector - 9P	
109	1100 1159	Socket - Mate-N-Lock	
110	1100 1269	Fastening Receptacle	
111	1102 1323	Connector - 30P	
112	1102 1732	Connector - 34P	







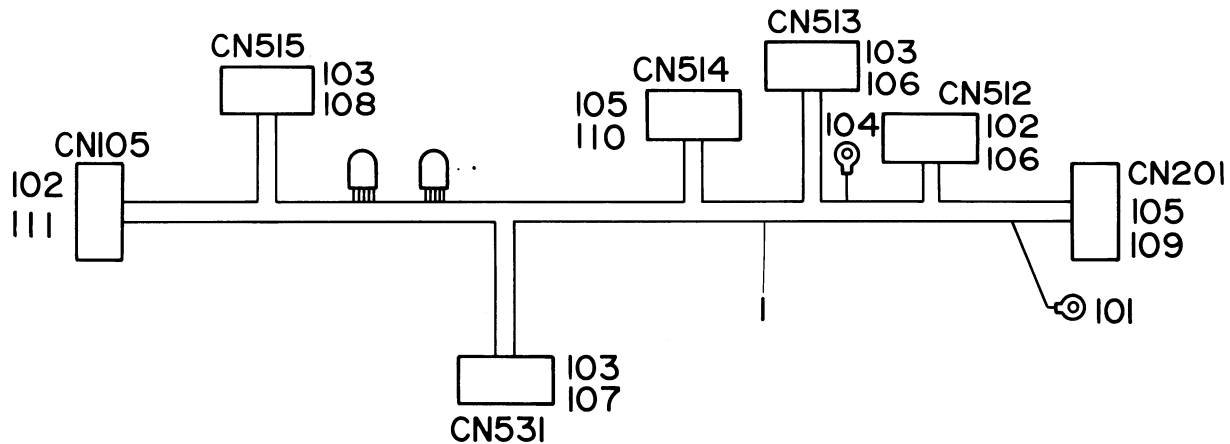
# 67. MOTOR HARNESS - DF

September 01, '86

Index No.	Part No.	Description	Q'ty Per Assembly
1	5936 5312	Motor Harness	1

Index No.	Part No.	Description	Q'ty Per Assembly
101	1100 1147	Socket - Mate-N-Lock	
102	1100 1191	Terminal	
103	1100 1240	Socket - Mate-N-Lock	
104	1102 1295	Connector - 12P	
105	1102 1354	Connector - 6P	
106	1102 1515	Connector - 2P	
107	1102 1517	Connector - 4P	
108	1102 1520	Connector - 12P	



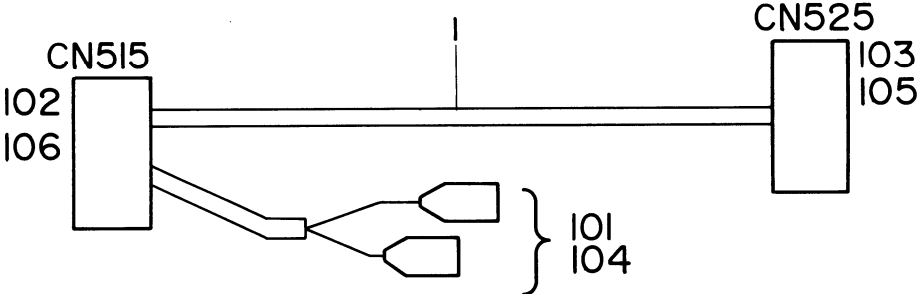


# 68. SEPARATION HARNESS - 1 - DF

September 01, '86

Index No.	Part No.	Description	Q'ty Per Assembly
1	5936 5311	Separation Harness - 1	1

Index No.	Part No.	Description	Q'ty Per Assembly
101	1100 0086	Solid Strand	
102	1100 1182	Socket - Mate-N-Lock	
103	1100 1259	Socket - Mate-N-Lock	
104	1100 1264	Fastening Receptacle	
105	1100 1274	Fastening Receptacle	
106	1102 1089	Connector - 3P	
107	1102 1094	Connector - 3P	
108	1102 1178	Connector - 5P	
109	1102 1733	Connector - 8P	
110	1102 1793	Connector - 3P	
111	1103 0659	Connector - 34P	

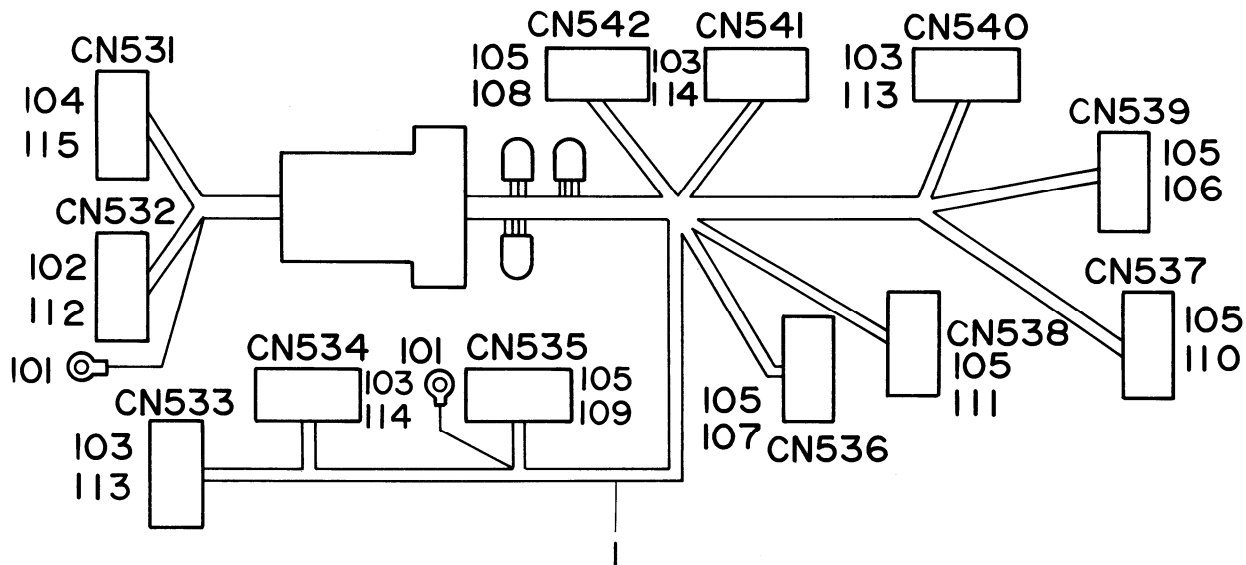


# 69. SEPARATION HARNESS – 2 – DF

September 01, '86

Index No.	Part No.	Description	Q'ty Per Assembly
1	5936 5317	Separation Harness - 2	1

Index No.	Part No.	Description	Q'ty Per Assembly
101	1100 0277	Fastening Receptacle	
102	1100 1253	Pin - Mate-N-Lock	
103	1100 1259	Socket - Mate-N-Lock	
104	1102 0796	Insulating Sleeve	
105	1102 1089	Connector - 3P	
106	1102 1753	Connector - 5P	



# 70. TRANSPORT HARNESS – DF

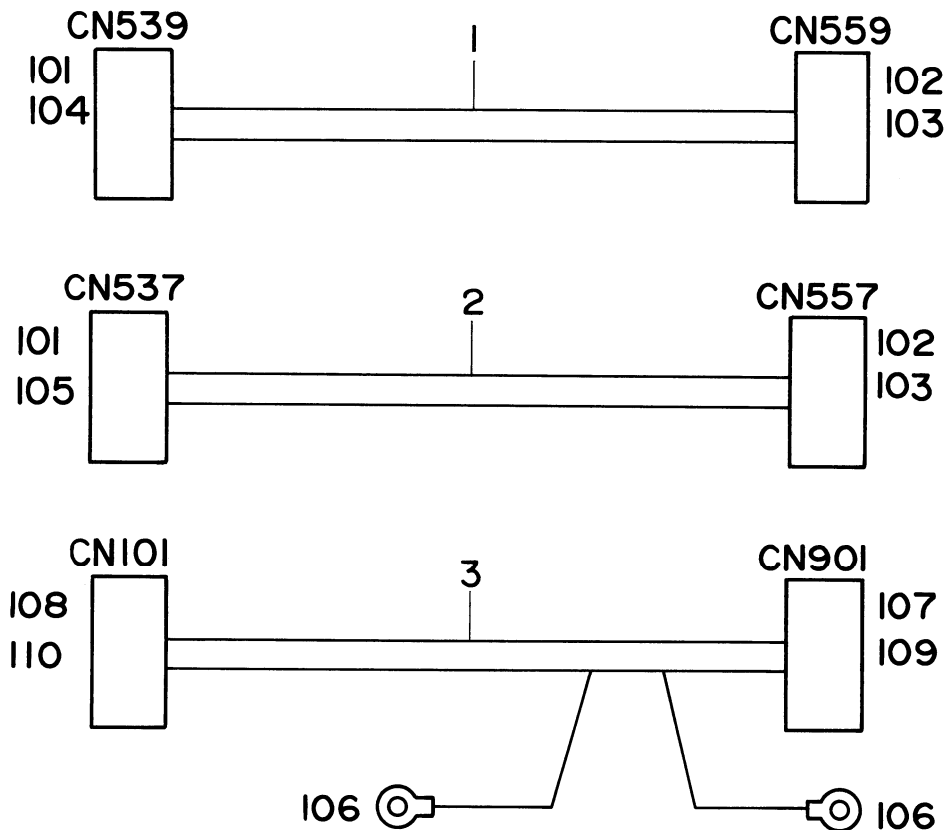
September 01, '86

Index No.	Part No.	Description	Q'ty Per Assembly
1	5936 5313	Transport Harness	1

Index No.	Part No.	Description	Q'ty Per Assembly
101	1100 0051	Connector	
102	1100 1238	Pin - Mate-N-Lock	
103	1100 1240	Socket - Mate-N-Lock	
104	1100 1253	Pin - Mate-N-Lock	
105	1100 1259	Socket - Mate-N-Lock	
106	1102 1089	Connector - 3P	
107	1102 1412	Connector - 2P	
108	1102 1419	Connector - 2P	
109	1102 1420	Connector - 2P	
110	1102 1423	Housing - 3P Black	
111	1102 1425	Connector - 3P	
112	1102 1512	Connector - 12P	
113	1102 1515	Connector - 2P	
114	1102 1517	Connector - 4P	
115	1102 1779	Connector - 12P	

71. INVERTOR REGISTRATION, INVERTOR ENTRANCE AND POWER SUPPLY  
HARNESSES - DF

September 01, '86






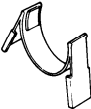
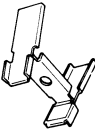
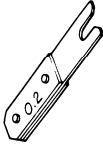


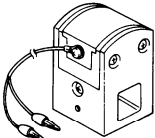


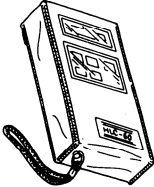







# 71. INVERTOR REGISTRATION, INVERTOR ENTRANCE AND POWER SUPPLY HARNESSES - DF

September 01, '86

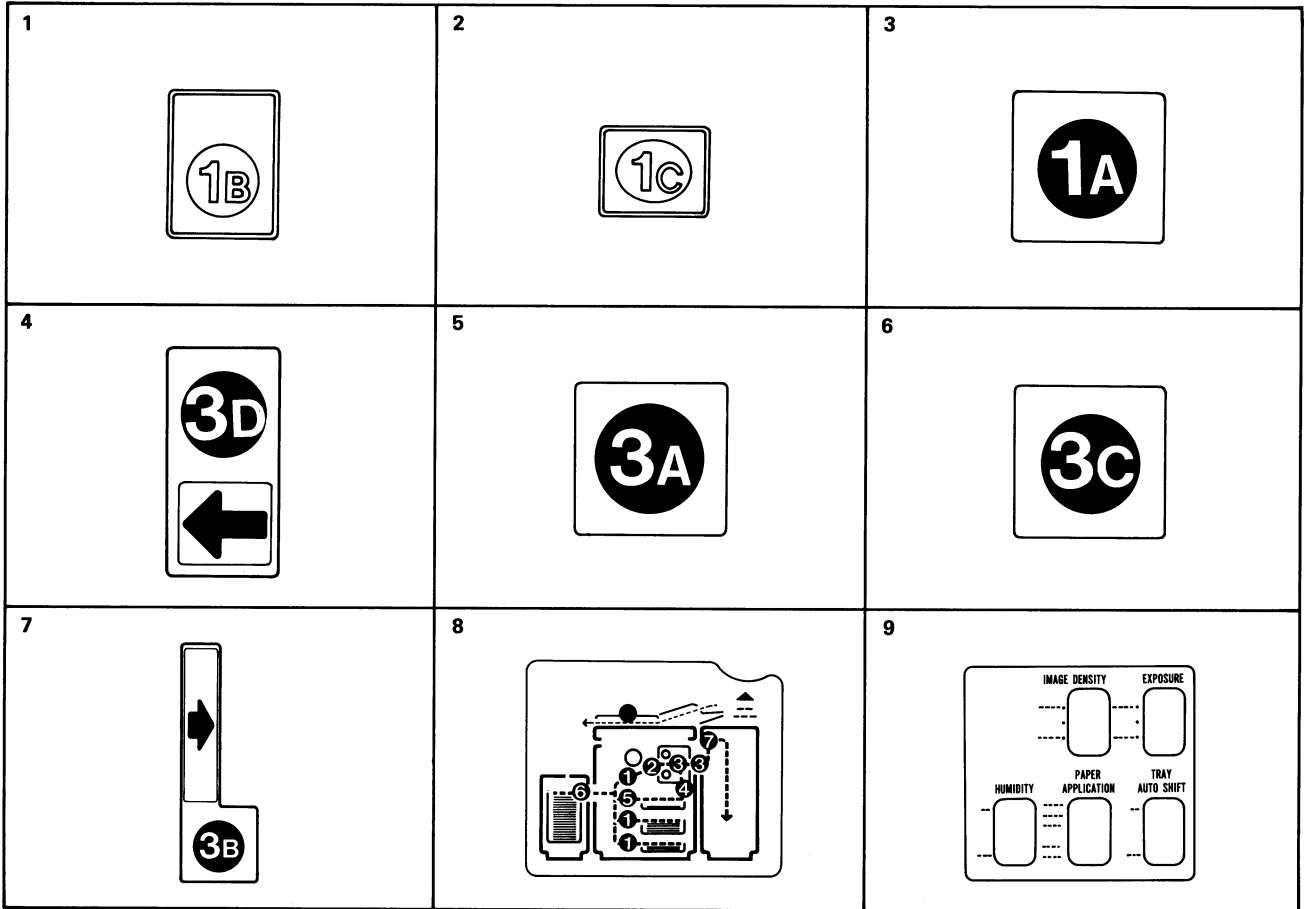
Index No.	Part No.	Description	Q'ty Per Assembly
1	5936 5316	Invertor Registration Harness - (115V)	1
1	5936 5327	Invertor Registration Harness	1
2	5936 5315	Invertor Entrance Harness	1
3	5936 5314	Power Supply Harness	1

Index No.	Part No.	Description	Q'ty Per Assembly
101	1100 1253	Pin - Mate-N-Lock	
102	1100 1259	Socket - Mate-N-Lock	
103	1102 1089	Connector - 3P	
104	1102 1802	Socket - 3P	
105	1102 1814	Connector - 3P	
106	1100 0092	Solid Strand	
107	1100 1241	Socket - Mate-N-Lock	
108	1100 1247	Terminal	
109	1102 1517	Connector - 4P	
110	1102 1831	Connector - 4P	



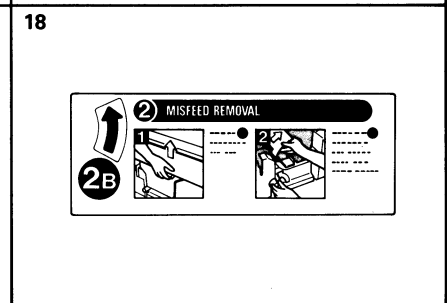
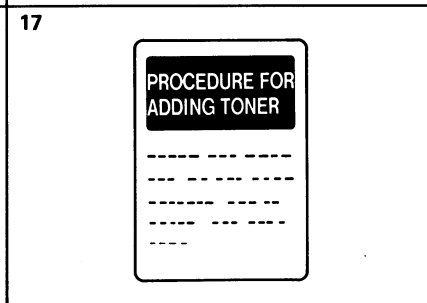
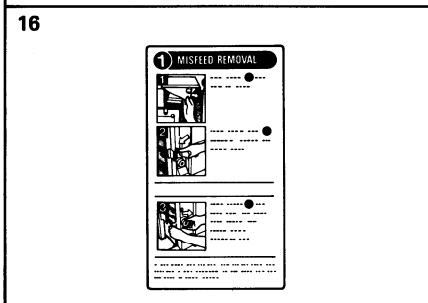
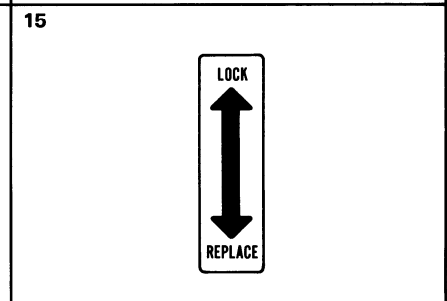
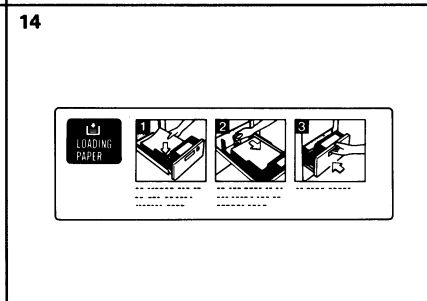
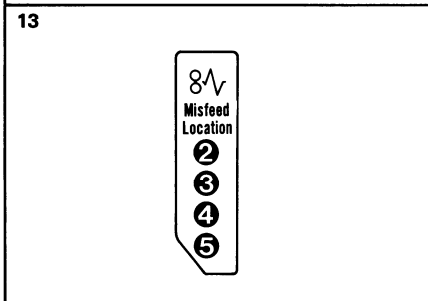
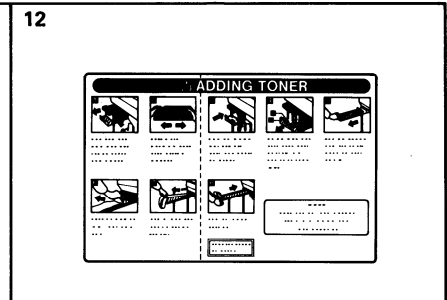
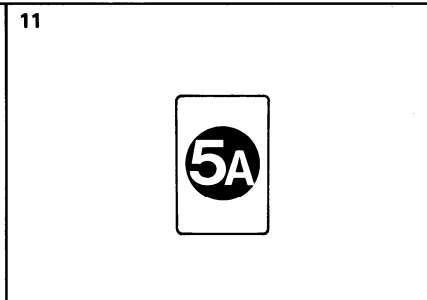

1 	2 	3 	4 	5 	6 	7 
8 	11		12 	13 	14 	15 
16 	17 	18 	19 	20 	21 	22 





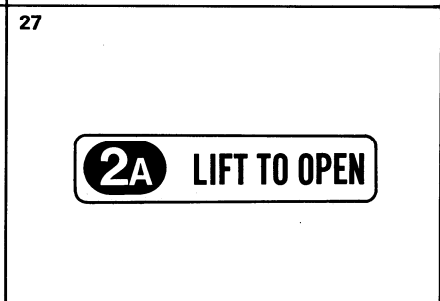

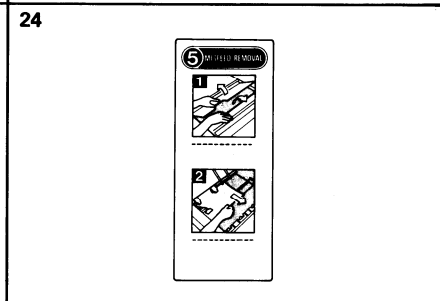
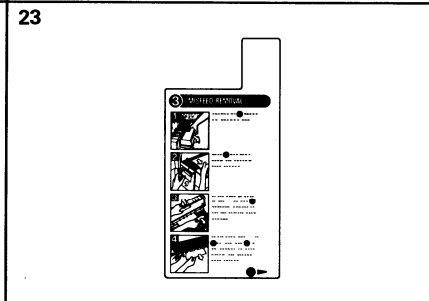
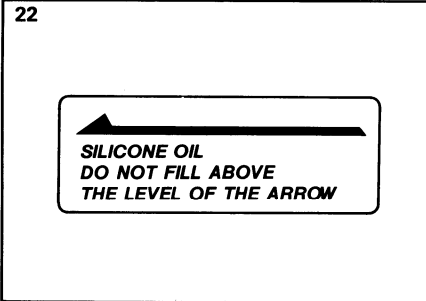
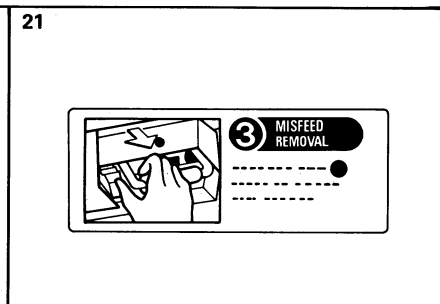


73. DECAL AND DOCUMENT



September 01, '86



73. DECAL AND DOCUMENT

September 01, '86



<p>28</p>  <p>A perspective view of a document with the text "OPERATING INSTRUCTIONS" printed on its cover.</p>	<p>29</p>  <p>A perspective view of a document with the text "INSTALLATION PROGRAMME" printed on its cover.</p>	

**30**

**1 PAPIERSTAUBBESITZIGUNG**

**2 PAPIERSTAUBBESITZIGUNG**

**3 PAPIERSTAUBBESITZIGUNG**

**4A**

VORNE  
HEBEN

↓

AUS-  
TRESCH

**5 PAPIERSTAUBBESITZIGUNG**

**PAPIER AUFFÜLLEN**

**PAPIER AUFFÜLLEN**

**SILKONOL- ODER OLBSHALTER NUR BIS ZUR PFEILMARKIERUNG AUFFÜLLEN**

**5 PAPIERSTAUBBESITZIGUNG**

**TONERZUGABE**

**VORSICHT HOCHSPANNUNG**

**VORSICHT HOCHSPANNUNG**

**VORSICHT HOCHSPANNUNG**

**VORSICHT HOCHSPANNUNG**

**BRÜCKER 31 ZIEHEN**

**ZUM ÖFFNEN ANHEBEN**

**2A**

**THERMO- SICHERUNG**  
Auslöse temperatur **169°C**

Vor dem Reinigen: Platine entnehmen und Einheit erden (Um zu verhindern, daß die CMOS IC's auf der Platine durch statische Aufladung zerstört werden.)

**VORSICHT**

**ANLEITUNG FÜR DIE TONERZUGABE**

### 73. DECAL AND DOCUMENT

September 01, '86

Index No.	Part No.	Description	Q'ty Per Assembly
1	5219 2993	Decal - 1B	1
2	5219 2994	Decal - 1C	1
3	5219 3137	Decal - 1A	1
4	5219 4237	Decal - 3D	1
5	5219 4288	Decal - 3A	1
6	5219 4289	Decal - 3C	1
7	5219 4859	Decal - 3B	1
8	5219 5926	Decal - Jam Indicator	1
9	5219 5927	Decal - Tone Switch	1
10	5219 6365	Decal - 5B	1
11	5219 6445	Decal - 5A	1
12	5219 7009	Decal - English	1
13	5219 7011	Decal - Right Door	1
14	5219 7039	Decal - English	1
15	5219 7052	Decal - English	1
16	5219 7053	Decal - English	1
17	5219 7054	Decal - English	1
18	5219 7057	Decal - English	1
19	5219 7069	Decal - 3E	1
20	5219 7071	Decal - English	1
21	5219 7078	Decal - English	1
22	5219 7079	Decal - English	1
23	5219 7081	Decal - English	1
24	5219 7097	Decal - English	1
25	5219 7099	Decal - 4A	1
26	5219 7100	Decal - English	1
27	5219 7106	Decal - 2A	1
28	5219 8706	Operating Instruction - English	1
28	5219 8708	Operating Instruction - German	1
28	5219 8709	Operating Instruction - French	1
28	5219 8710	Operating Instruction - Italian	1
28	5219 8711	Operating Instruction - Spanish	1
29	5219 8721	Installation Procedure - English	1
29	5219 8722	Installation Procedure - Multilanguage	1
30	5219 8811	Decal - Multi language - German	1

Index No.	Part No.	Description	Q'ty Per Assembly
30	5219 8812	Decal - Multilanguage - French	1
30	5219 8813	Decal - Multilanguage - Spanish	1
30	5219 8814	Decal - Multilanguage - Italian	1



# PARTS INDEX

Parts No.	Description	Page and Index No.
5219 1075	Rear Base Channel	71-23
5219 1076	Plate - Power Supply Cord	71-20
5219 1077	Harness Shielding Plate	71-2
5219 1083	Left Shielding Plate	47-12
5219 1084	Right Shielding Plate	47-11
5219 1084	Right Shielding Plate	59-50
5219 1088	Bracket - Left Rear Cover	71-25
5219 1090	Fusing Connector Bracket	71-17
5219 1091	Shielding Cover Shaft	71-13
5219 1151	Paper Feed Gear - 30T	67-24
5219 1172	Pulley - 38T	67-8
5219 1175	Fusing Drive Gear - 53T	67-9
5219 1191	Timing Belt - 230xL	67-6
5219 1192	Timing Belt - 240xL	67-7
5219 1193	Timing Belt - 332xL	67-5
5219 1210	Lock Release Wire	13-2
5219 1210	Lock Release Wire	13-26
5219 1215	Main Switch Bracket	13-22
5219 1224	Right Shielding Bracket	19-50
5219 1227	Front Left Bracket - Upper Cover	11-18
5219 1228	Rear Left Bracket - Upper Cover	11-19
5219 1232	Hand Lever Bracket	13-12
5219 1240	Right Harness Cover	73-34
5219 1352	Left Upper Cover - R,N	11-20
5219 1353	Right Upper Cover - R,N	11-21
5219 1354	Rear Upper Cover - R,N	11-22
5219 1356	Front Upper Cover - R,N	11-23
5219 1357	Platen Cover Catch	11-24
5219 1363	Seal - Operation Bottom Cover	11-28
5219 1364	Right Tray Cover	11-9
5219 1367	Upper Left Cover Ass'y - R,N	11-51
5219 1371	Pad - Upper Left Cover	11-49
5219 1374	Upper Right Cover Ass'y - R,N	11-52
5219 1378	Pad - Upper Right Cover	11-54
5219 1379	Upper Rear Cover Ass'y - R,N	11-29

Parts No.	Description	Page and Index No.
5219 1382	Pad - Upper Right Cover	11-26
5219 1389	Bottom Cover Ass'y - R,N	11-30
5219 1393	Pad - Left Bottom Cover	11-6
5219 1394	Duct - R,N	11-31
5219 1399	Right Bottom Cover Ass'y - R,N	11-32
5219 1402	Pad - Right Bottom Cover	11-11
5219 1403	Cap - N,R	11-61
5219 1409	Rear Bottom Cover Ass'y - R,N	11-33
5219 1412	Pad - Rear Bottom Cover	11-46
5219 1424	Pad - Left Door	11-36
5219 1428	Left Door Case	11-35
5219 1429	Left Hinge	11-38
5219 1444	Pad - Right Door	11-40
5219 1562	Cover - Operation Panel Key	11-48
5219 1562	Cover - Operation Panel Key	75-6
5219 1661	Main Table	11-2
5219 1666	Right Scale Clamp	11-44
5219 1675	Scanner Switch Bracket	11-47
5219 1675	Scanner Switch Bracket	15-48
5219 1677	Long Stud - Optical Unit	19-18
5219 1691	Scanner Guide Stud	15-49
5219 1693	Support Ruller Arm	15-42
5219 1701	Auto ID Cable Beacket	15-11
5219 1702	Sensor Holder	15-44
5219 1703	Sensor Head Clamp	15-46
5219 1704	Front Clamp - Auto ID Cable	15-47
5219 1711	Exposure Lamp Unit	15-3
5219 1729	Exposure Adjusting Plate	15-2
5219 1741	2nd & 3rd Bracket	15-25
5219 1744	2nd Mirror	15-18
5219 1745	3rd Mirror	15-17
5219 1761	Front Guide Rod	15-33
5219 1762	Rear Guide Rod	15-41
5219 1765	Front Drive Wire	15-37
5219 1766	Rear Drive Wire	15-34

Parts No.	Description	Page and Index No.
5219 1771	Scanner Motor Bracket	15-38
5219 1773	Scanner Motor Pulley	15-36
5219 1794	Lens Cam Plate	19-22
5219 1799	Lens Guide Rod	17-31
5219 1801	Lens Bracket	17-16
5219 1803	Front Shielding Plate - Lens	17-28
5219 1804	Rear Shielding Plate - Lens	17-17
5219 1806	Lens Lock Bracket	17-7
5219 1810	Lens Wire Clamp	17-5
5219 1815	Lens Stopper Cam	17-26
5219 1821	Lens Holder	17-20
5219 1823	Shielding Plate Guide	17-32
5219 1826	Lens Shielding Plate	17-33
5219 1829	Shielding Plate Roller	17-6
5219 1831	Lens Guide Roller	17-19
5219 1832	Fixing Plate - Lens Unit	19-32
5219 1840	Front Upper Bracket - 4th Mirror	17-8
5219 1842	Rear Upper Bracket - 4th Mirror	17-15
5219 1845	4th Mirror Clamp	17-9
5219 1847	4th Mirror	17-11
5219 1850	Pressure Pulley Bracket Ass'y	19-51
5219 1851	Front Bracket - Pressure Pulley	19-46
5219 1856	Pressure Pulley Lever	19-15
5219 1858	Front Spring - Wire Pressure	19-10
5219 1861	Rear Bracket - Pressure Pulley	19-34
5219 1868	Rear Spring - Wire Pressure	19-11
5219 1871	Lens Shielding Cover	17-1
5219 1877	Rear Shield Plate Ass'y	73-4
5219 1882	Pad - 6x10x57mm	73-33
5219 1883	Pad - 6x10x180mm	73-7
5219 1884	Pad - 6x10x85mm	73-32
5219 1885	Right Shielding	73-3
5219 1887	Pad - 4x6x166mm	73-2
5219 1890	Optics Fan Duct	73-9
5219 1911	Lens Drive Bracket	19-7

Parts No.	Description	Page and Index No.
5219 1921	Cam Follower Bracket	19-20
5219 1925	Worm Wheel	19-17
5219 1926	Gear - 30T	19-13
5219 1927	Reduction Drive Shaft	19-43
5219 1930	Reduction Drive Cam	19-42
5219 1935	Tension Pulley Lever	19-6
5219 1938	Lens Drive Wire	19-44
5219 1941	Lens Motor Bracket	19-4
5219 1942	Pulley - 12T	19-3
5219 1946	Lens Safety Sensor - Bracket	19-35
5219 1947	Timing Belt - 60xL	19-2
5219 1948	Pulley - 12T	19-14
5219 1951	Lens HP Sensor Bracket	19-12
5219 1955	Left Cam - Lens Guide	19-45
5219 1956	Right Cam - Lens Guide	19-38
5219 1957	Stepped Screw - M4	19-37
5219 1958	Spring - Lens Guide	19-5
5219 2162	Quenching Lamp Ass'y	53-78
5219 2190	Frame - Drum	53-37
5219 2200	Charge Corona Unit	53-57
5219 2201	Charge Corona Casing	53-6
5219 2213	Front End Block - Charge Corona	53-7
5219 2216	Cleaner Drive Wheel - 36T	49-54
5219 2216	Cleaner Drive Wheel - 36T	53-63
5219 2217	Clenaer Drive Pulley	49-55
5219 2217	Clenaer Drive Pulley	53-62
5219 2221	Charge Corona Cleaner	53-52
5219 2231	Rear End Block - Charge Corona	53-10
5219 2235	Guide Pin - Charge Corona	53-11
5219 2240	Charge Corona Pulley	53-66
5219 2245	Spring - Idle Pulley	49-11
5219 2246	Spring Idle Pulley - MC,TD	49-42
5219 2246	Spring Idle Pulley - MC,TD	53-65
5219 2255	Cover - Front End Block	53-8
5219 2258	Cover - Rear End Block	53-14

Parts No.	Description	Page and Index No.
5219 2260	Worm Wheel Gear	49-53
5219 2260	Worm Wheel Gear	53-51
5219 2263	Cleaner Motor Cover - Main Corona	53-67
5219 2278	Duct Fan Seal	73-20
5219 2280	Casing - CFL	53-75
5219 2283	Rear End Block - Quenching Lamp	53-68
5219 2284	Front End Blok - Quenching Lamp	53-69
5219 2285	Tab - CFL	53-77
5219 2286	Cover - Rear End Block	53-70
5219 2287	Cover - Front End Block	53-71
5219 2411	Drum Stay	55-1
5219 2418	Separation Pawl Stopper	55-20
5219 2440	Drum Inner Cover	55-19
5219 2450	Front Side Plate	53-18
5219 2460	Rear Side Plate	53-50
5219 2561	Slide Guide Plate	25-7
5219 2567	Large Cover - Support Plate	25-22
5219 2568	Small Cover - Support Plate	25-21
5219 2598	Support Bracket - Duplex Unit	25-6
5219 2621	Front Side Plate - 1000	21-27
5219 2645	Paper Tray Clamp	21-26
5219 2645	Paper Tray Clamp	23-26
5219 2686	Actuator - Tray Down Sensor	21-32
5219 2686	Acutuater - Tray Down Sensor	23-32
5219 2703	Paper Tray Cover - 1000 - R,N	21-9
5219 2709	Bracket - Paper End Sensor	21-61
5219 2709	Bracket - Paper End Sensor	23-61
5219 2746	Front Side Plate - 500	23-27
5219 2749	Paper Tray Cover - 500 - R,N	23-9
5219 2774	Sprocket - 15T	39-17
5219 2813	Sprocket - 17T	39-13
5219 2819	Sprocket - 17T	39-18
5219 2898	Holder - Paper Feed Roller	27-24
5219 2916	Actuator - Upper Volume Sensor	27-26
5219 2923	Volume Sensor Bracket	27-2

Parts No.	Description	Page and Index No.
5219 2928	Connector Bracket	27-5
5219 2931	Feed Roller	27-28
5219 2936	Pressure Roller - Separation Roller	27-18
5219 2939	Pressure Lever - Separation Roller	27-11
5219 2942	Spring - Separation Roller	27-10
5219 2945	Lower Separation Roller	27-30
5219 2952	Shaft - Reverse Gear	27-19
5219 2955	Separation Roller Guide	27-33
5219 2961	Guide Plate - Vertical Transport	37-7
5219 2971	Mylar Seal - 0.1x25x442mm	47-26
5219 2975	Stepped Screw - Safety Switch	47-17
5219 2979	Vertical Transport Roller	37-25
5219 2984	Pressure Plate - Transport Roller	37-26
5219 2986	Paper Dust Catcher	37-23
5219 2987	Vertical Transport Scraper	37-24
5219 2991	Guide Plate - Front Registration	47-14
5219 2992	Middle Cover - Paper Feed	37-16
5219 2993	Decal - 1B	159-1
5219 2993	Decal - Release Button	37-14
5219 2994	Decal - 1C	159-2
5219 2994	Decal - Transport Knob	37-15
5219 3062	Lower Casing - Developer Tank	45-40
5219 3065	Front Bottom Guide - Developer Tank	45-36
5219 3066	Rear Bottom Guide - Developer Tank	45-44
5219 3067	Seal - Lower Casing	45-38
5219 3068	Seal - 3x4x93mm	45-5
5219 3073	Front Seal - Development Sleeve	45-37
5219 3074	Rear Seal - Development Sleeve	45-16
5219 3091	Toner Supply Roller	43-34
5219 3101	Timing Belt - 140xL	43-9
5219 3111	Sensor Connector Bracket	45-52
5219 3120	Toner Recovery Cartridge	43-56
5219 3122	Seal - 2x6x111mm	43-50
5219 3126	Clamp - Toner Recovery Cartridge	43-55
5219 3137	Decal - 1A	159-3

Parts No.	Description	Page and Index No.
5219 3137	Decal - 1A	43-3
5219 3201	Development Roller	45-34
5219 3221	Back Spill Plate	45-12
5219 3226	Developer Sensor Bracket	45-14
5219 3230	Middle Casing - Developer Tank	43-39
5219 3292	Bearing Case - Development Roller	45-42
5219 3294	Bearing Case - Paddle Roller	45-32
5219 3305	Developer Agitator	43-33
5219 3308	Bearing Case - Agitator	43-54
5219 3318	Rubber Bushing - 5x9x3.7mm	43-6
5219 3320	Gear - 18T	43-10
5219 3321	Paddle Roller	45-33
5219 3326	Rubber Seal - Paddle Roller	45-41
5219 3331	Front Upper Guide - Developer Tank	43-13
5219 3331	Front Upper Guide - Developer Tank	45-20
5219 3335	Rear Upper Guide - Developer Tank	45-48
5219 3410	Development Motor Bracket	47-15
5219 3551	Cleaning Unit	57-*
5219 3560	Front Side Plate - Cleaning Unit	57-15
5219 3565	Front Side Seal - Cleaning Unit	57-67
5219 3569	Seal - 9x9x10mm	57-63
5219 3578	Rear Side Plate - Cleaning Unit	57-32
5219 3587	Rear Side Seal - Cleaning Unit	57-61
5219 3590	Cleaning Bias Terminal	57-16
5219 3593	Cleaning Unit Casing	57-21
5219 3595	Seal - 4x13x464mm	57-54
5219 3596	Insulating Tape - PCC	57-62
5219 3597	Spring - Ground	57-72
5219 3598	Cleaning Blade Holder	57-2
5219 3605	Front Seal - Blade Holder	57-3
5219 3606	Rear Seal - Blade Holder	57-4
5219 3608	Cleaning Bias Roller	57-8
5219 3609	Gear - 15T	57-23
5219 3610	Blade Pressure Lever	57-30
5219 3611	Brush Front Shaft	57-17

Parts No.	Description	Page and Index No.
5219 3613	Gear - 17T/18T	57-12
5219 3622	Blade Cleaner	57-7
5219 3625	Bias Roller Blade	57-65
5219 3631	Cleaning Brush	57-6
5219 3635	Toner Collection Coil	57-66
5219 3640	Holder	57-33
5219 3642	Brush Rear Shaft	57-28
5219 3645	Side Plate Stopper	57-34
5219 3647	Front Cleaner Bracket	57-69
5219 3648	Rear Cleaner Bracket	57-70
5219 3649	Adjusting Spring	57-71
5219 3702	Toner Recovery Bracket	57-59
5219 3706	Toner Recovery Pipe	57-43
5219 3710	Shaft - Toner Recovery	57-50
5219 3713	Bracket - Toner Recovery Pipe	57-60
5219 3717	Seal - Toner Shielding	57-73
5219 3721	Spring - Toner Recovery	57-53
5219 3722	Joint - Toner Recovery	57-55
5219 3723	Seal - Toner Shielding	57-42
5219 3726	Bias Shaft Holder	53-53
5219 3727	Bias Terminal	53-54
5219 3821	Joint	53-24
5219 3822	Pick-off Pawl	53-28
5219 3828	Rear Holder - Pick-off Pawl	53-30
5219 3829	Toner Shielding Cover	53-56
5219 3831	Guide Bracket	53-20
5219 3837	Transport Upper Guide	53-60
5219 3841	Pick-off Pawl Shaft	53-27
5219 3843	ID Sensor Bracket	53-74
5219 3846	ID Sensor Holder	53-72
5219 3860	Transfer Unit Guide	49-24
5219 3866	Front Plate - TC/SC Unit	51-22
5219 3871	Rear Plate - TC/SC Unit	51-37
5219 3876	Shaft - Lower Registration Roller	51-9
5219 3878	Registration Clutch Plate	51-34

Parts No.	Description	Page and Index No.
5219 3881	Lower Registration Guide	51-7
5219 3883	Upper Registration Guide	51-6
5219 3888	Mylar - Registration Roller Guide	51-38
5219 3889	Registration Roller	51-4
5219 3891	Power Pack Bracket	51-30
5219 3892	Fan Motor Bracket	51-16
5219 3894	Seal - Vacuum Fan Motor	51-26
5219 3895	Fan Motor Casing	51-25
5219 3913	Transport Guide Plate	49-27
5219 3919	Transport Chamber	49-29
5219 3922	Gear - 17T	49-32
5219 3925	Guide Rail - T&S Charger	49-37
5219 3928	Mylar Seal - 0.25x13x472mm	51-17
5219 3930	PTC Unit	49-56
5219 3931	PTC Casing	49-2
5219 3933	Mylar Seal - 0.3x4.5x465mm	49-63
5219 3934	Mylar Seal - 0.3x14x462mm	49-64
5219 3937	Rear End Block - PTC	49-3
5219 3938	Front End Block - PTC	49-6
5219 3941	PTC Cleaner	49-65
5219 3945	Idle Pulley - PTC	49-43
5219 3951	Front End Block Cover - PTC	49-1
5219 3952	Rear End Block Cover - PTC	49-4
5219 3953	PTC Cleaner Cover	49-40
5219 3960	TC/SC Unit	49-60
5219 3962	Casing - TD	49-20
5219 3967	Mylar Seal - 0.3x4.5x476mm	49-38
5219 3968	Mylar Seal - 0.3x18.5x480mm	49-14
5219 3970	Middle Casing - TC/SC	49-61
5219 3974	Mylar Seal - 0.3x18.5x470mm	49-62
5219 3975	Front End Block - TD	49-19
5219 3977	Rear End Block - TD	49-18
5219 3979	Stopper Bracket - TD	49-58
5219 3981	Transfer Cleaner	49-45
5219 3988	Discharger Cleaner	49-46

Parts No.	Description	Page and Index No.
5219 3990	Idle Pulley - TD	49-47
5219 3996	Front End Block Cover - TD	49-49
5219 3997	Rear End Block Cover - TD	49-50
5219 3998	Rear Shielding Plate - TD	49-59
5219 4080	Rear Side Plate - Roller Unit	61-38
5219 4089	Enter Guide Plate	61-42
5219 4096	Hot Roller	61-33
5219 4107	Rear Lamp Terminal	61-36
5219 4108	Bracket - Rear Lamp Terminal	61-34
5219 4120	Lower Enter Guide	61-55
5219 4149	Left Geat Shield Cover	61-8
5219 4237	Decal - 3D	159-4
5219 4237	Decal - 3D	61-46
5219 4242	Heat Shield Cover	61-47
5219 4243	Seal - Fusing Duct	61-53
5219 4265	Oil Tank Bracket	59-41
5219 4271	Oil Tank	59-40
5219 4273	Vinyl Tube - M3	59-13
5219 4288	Decal - 3A	159-5
5219 4288	Decal - 3A	59-32
5219 4289	Decal - 3C	159-6
5219 4289	Decal - 3C	59-26
5219 4309	Pad - Ventilation Fan	73-13
5219 4369	Front Side Plate - Fusing Unit	59-18
5219 4382	Rear Side Plate - Fusing Unit	59-59
5219 4455	Driven Transport Roller	63-5
5219 4481	Pressure Roller Pawl	65-6
5219 4497	Spring - Support Guide Plate	65-9
5219 4501	Rubber Pao	65-46
5219 4511	Pressure Cam Shaft	59-20
5219 4513	Pressure Cam	59-30
5219 4514	Fusing Unit Knob	65-47
5219 4517	Stepped Screw	65-48
5219 4527	Lower Pressure Lever	59-25
5219 4531	Spring - Pressure	59-24

Parts No.	Description	Page and Index No.
5219 4532	Pressure - Spring Holder	59-23
5219 4533	Upper Pressure Lever	59-22
5219 4534	Pressure Lever Stopper	59-21
5219 4544	Pressure Drive Shaft	59-54
5219 4560	Sprocket - 16T	65-40
5219 4573	Sprocket - 17T	65-38
5219 4574	Gear - 17T	65-32
5219 4581	Turn Solenoid	65-37
5219 4593	Fusing Transport Tightner	65-41
5219 4621	Pressure Roller	59-15
5219 4623	Pressure Roller Shaft	59-16
5219 4624	Ball Bearing - 12x20x42mm	59-39
5219 4627	Right Bracket - Accuride	59-49
5219 4639	Angle - Fusing Unit	59-51
5219 4663	Rear Side Plate - Invertor	63-64
5219 4682	Stay - Invertor	63-38
5219 4684	Exit Switch Bracket	63-35
5219 4697	Bracket - Fusing Unit Switch	63-20
5219 4740	Left Invertor Guide - 220/240V	63-22
5219 4748	Right Invertor Guide	63-23
5219 4765	Boss - Invertor Roller	63-48
5219 4771	Front Left Arm - Invertor Roller	63-6
5219 4774	Rear Left Arm - Invertor Roller	63-11
5219 4793	Invertor Solenoid	63-45
5219 4822	Invertor Gate Solenoid	63-62
5219 4826	Bracket - Knocking Roller Solenoid	63-63
5219 4859	Decal - 3B	159-7
5219 4859	Decal - 3B	63-66
5219 4860	Invertor Unit Cover	63-2
5219 4875	Upper Guide - Invertor Unit	15-43
5219 4883	Fusing Knob Shaft	65-49
5219 4884	Bracket - Fusing Knob Shaft	65-50
5219 4887	Gear - 26T	65-51
5219 4888	Gear - 22T	65-45
5219 5220	DC Drive P.C.B.	69-21

Parts No.	Description	Page and Index No.
5219 5220	DC Drive P.C.B.	89-*
5219 5230	Main P.C.B. - 115V	69-1
5219 5230	Main P.C.B. - 115V	87-*
5219 5231	ROM 0 - Main P.C.B.	87-2
5219 5232	ROM 1 - Main P.C.B. - 115V	87-3
5219 5235	Main P.C.B. - 220/240V	69-1
5219 5235	Main P.C.B. - 220/240V	87-*
5219 5237	ROM 1 - Main P.C.B. - 220/240V	87-3
5219 5240	DC/AC Invertor	19-25
5219 5300	Lens HP Sensor	19-9
5219 5305	Lamp Regulator 79.75V 50/60Hz	73-24
5219 5310	Scanner Therbo Motor - DC 37W	15-40
5219 5315	Anticondensation Heater	19-26
5219 5320	Lens Board	73-30
5219 5320	Lens/Mirror Motor P.C.B.	97-*
5219 5323	Driver - Lens Drive	97-1
5219 5330	Lens Drive Motor - DC 7.2W	19-1
5219 5340	Auto ID Cable	15-45
5219 5400	Power Pack - PTC	51-23
5219 5403	Power Pack - TC/SC	51-14
5219 5410	Quenching Lamp	53-17
5219 5420	Fusing Sensor Board	63-21
5219 5424	Fusing Lamp - 100V/1100W	61-23
5219 5425	Fusing Lamp - 100V/900W - CANADA	61-23
5219 5426	Fusing Lamp - 100V/550W	61-24
5219 5429	Corona Wire Cleaner Motor - DC 1.56W	49-51
5219 5429	Corona Wire Cleaner Motor - DC 1.56W	53-73
5219 5445	Fusing Lamp Harness	111-8
5219 5445	Fusing Lamp Harness	129-2
5219 5445	Fusing Lamp Harness	61-32
5219 5446	Invertor Harness	111-11
5219 5446	Invertor Harness	129-1
5219 5446	Invertor Harness	63-32
5219 5447	Thermofuse Harness	111-10
5219 5447	Thermofuse Harness	131-2

Parts No.	Description	Page and Index No.
5219 5447	Thermofuse Harness	61-57
5219 5450	Power Pack - Cleaning Bias	73-31
5219 5452	Power Pack - CC/PC	73-23
5219 5455	Power Pack - Pqc	19-23
5219 5460	Erase Lamp	53-5
5219 5465	Solid State Relay Ass'y	71-39
5219 5468	Oil End Sensor Harness	111-9
5219 5468	Oil End Sensor Harness	131-1
5219 5469	Fusing Unit Harness	111-12
5219 5469	Fusing Unit Harness	127-1
5219 5469	Fusing Unit Harness	59-61
5219 5475	Fusing Thermistor	61-28
5219 5480	Power Pack - Bias	45-3
5219 5482	Development Motor - AC 60W	47-22
5219 5484	Development Motor Control Board	71-6
5219 5487	Development Unit Harness	133-3
5219 5487	Development Unit Harness	135-1
5219 5487	Development Harness	45-4
5219 5487	Development Harness	45-7
5219 5490	Pick - Off Sensor	49-28
5219 5491	TC/SC Harness	111-7
5219 5491	TC/SC Harness	125-1
5219 5491	Separation & Transfer Harness	51-35
5219 5495	ID Sensor Board	53-80
5219 5500	Tray Button Switch	21-14
5219 5500	Tray Button Switch	23-14
5219 5514	Tray Harness - 115V	111-5
5219 5514	Tray Harness - 115V	121-1
5219 5514	Tray Harness - LT	21-50
5219 5514	Tray Harness - LT	23-50
5219 5515	Tray Harness - 220/240V	111-5
5219 5515	Tray Harness - 220/240V	121-1
5219 5515	Tray Harness - A4	21-50
5219 5515	Tray Harness - A4	23-50
5219 5516	Duplex Unit Harness	111-6

Parts No.	Description	Page and Index No.
5219 5516	Duplex Unit Harness	123-1
5219 5516	Duplex Unit Harness	35-28
5219 5600	Photo Coupler	11-55
5219 5600	Photo Coupler	15-29
5219 5600	Photo Coupler	19-30
5219 5600	Photo Coupler	21-33
5219 5600	Photo Coupler	23-33
5219 5600	Photo Coupler	27-1
5219 5600	Photo Coupler	31-37
5219 5600	Photo Coupler	33-5
5219 5600	Photo Coupler	35-22
5219 5600	Photo Coupler	63-33
5219 5603	AC Power Relay Harness - 115V	133-4
5219 5603	AC Power Relay Harness - 115V	137-1
5219 5603	Power Relay Harness - AC - 115V	71-19
5219 5604	AC Power Relay Harness - 220/240V	133-4
5219 5604	AC Power Relay Harness - 220/240V	137-1
5219 5604	Power Relay Harness - AC - 220/240V	71-19
5219 5605	DC Power Relay Harness	133-5
5219 5605	DC Power Relay Harness	135-2
5219 5605	Power Relay Harness - DC	71-16
5219 5620	Main Therbo Motor - DC 66W	67-17
5219 5622	Power Supply Cord - 115V	71-10
5219 5634	Motor Control Board	25-16
5219 5634	Main Motor Control P.C.B.	93-*
5219 5635	Fan Motor - AC 7/9W	47-9
5219 5640	Power Supply Unit - 115V	69-3
5219 5642	Power Supply Unit - 220/240V	69-3
5219 5646	Main Transformer Ass'y - 220/240V	25-23
5219 5648	Transformer Ass'y - 115V	25-23
5219 5653	DC Main Harness	111-1
5219 5653	DC Main Harness	113-4
5219 5653	DC Main Harness	133-1
5219 5653	DC Main Harness	71-26
5219 5653	DC Main Harness	73-25



Parts No.	Description	Page and Index No.
5219 5658	AC Main Harness	111-2
5219 5658	AC Main Harness	115-2
5219 5658	AC Main Harness	133-2
5219 5658	AC Main Harness	73-11
5219 5661	Operation Harness	133-6
5219 5661	Operation Harness	139-2
5219 5671	Dev. Trans & Heater Relay Ass'y	71-1
5219 5672	Heater Relay Board	71-3
5219 5673	Development Transformer - 100V6,15V	71-4
5219 5681	Monitor Harness	111-3
5219 5681	Monitor Harness	117-1
5219 5681	Monitor Harness	69-7
5219 5683	Monitor P.C.B.	69-8
5219 5700	LCD P.C.B. - 1 - 115V	75-2
5219 5705	LCD P.C.B. - 1 - 220/240V	75-2
5219 5713	Key P.C.B.	103-*
5219 5713	Key P.C.B.	75-8
5219 5730	LCD P.C.B. - 2	75-9
5219 5760	CPU P.C.B.	101-*
5219 5760	Operation Control P.C.B.	75-3
5219 5780	Insulating Sheet - Operation	75-7
5219 5790	ROM P.C.B. - LT/LDG English	105-*
5219 5790	ROM P.C.B. - LT/LDG English	75-4
5219 5800	ROM 1 - LT/LDG English	105-1
5219 5801	ROM 2 - LT/LDG English	105-2
5219 5802	ROM 3 - LT/LDG English	105-3
5219 5803	ROM 4 - LT/LDG English	105-4
5219 5804	ROM 5 - LT/LDG English	105-5
5219 5805	ROM 6 - LT/LDG English	105-6
5219 5806	ROM 7 - LT/LDG English	105-7
5219 5808	ROM 9 - LT/LDG English	105-8
5219 5809	ROM 10 - LT/LDG English	105-9
5219 5810	ROM 11 - LT/LDG English	105-10
5219 5811	ROM 12 - LT/LDG English	105-11
5219 5902	Power Supply Bracket	19-19

Parts No.	Description	Page and Index No.
5219 5905	Partition Plate	69-4
5219 5908	Stay - Main Motor	67-26
5219 5915	Bracket - Vertical Transport Fan	69-12
5219 5916	Cover - Vertical Transport Fan	69-13
5219 5917	Side Cover - Vertical Transport	69-14
5219 5924	Jam Indicator Bracket	69-11
5219 5925	Jam Indicator Panel - P,N,K	69-15
5219 5926	Decal - Jam Indicator	159-8
5219 5926	Decal - Jam Indicator - P,N,K	69-9
5219 5927	Decal - Tone Switch	159-9
5219 5927	Decal - Tune Switch - P,N,K	69-10
5219 5931	Rear Harness Channel	71-27
5219 5937	Bracket - Power Supply Cord - 115V	71-33
5219 5938	Fusing Unit Connector Bracket	59-57
5219 5941	Bracket - Drive Control Board	69-17
5219 5945	Development Fan Bracket	47-8
5219 5951	Duct - Rear Optics Fan	73-10
5219 5952	Spacer - Optics Cooling Fan	73-29
5219 5955	Upper Rear Channel - P.C.B	73-26
5219 5960	Transformer Relay Bracket	71-5
5219 6053	Sponge Roller - Duplex Tray	31-31
5219 6056	Lower Guide - Duplex Entrance	31-20
5219 6059	Release Plate - Duplex Unit	33-21
5219 6061	Guide Plate - Duplex Lower Entrance	33-29
5219 6064	Decal - Grip	33-6
5219 6065	Duplex Entrance Stay	31-23
5219 6066	Pad - 15x50x60mm	31-24
5219 6067	Release Lever	31-32
5219 6069	Release Spring - Duplex Unit	31-34
5219 6071	Mounting Plate - Duplex Tray Guide	35-21
5219 6081	Tray Guide Plate	35-33
5219 6084	Spacer - 0.8x6x10mm	35-68
5219 6085	Tray Support Plate	35-26
5219 6086	Sensor Shielding Bracket	35-35
5219 6087	Sensor Shielding Plate	35-32

Parts No.	Description	Page and Index No.
5219 6088	Front Support Plate - Slide Shaft	35-19
5219 6089	Guide Plate - Slide Shaft	35-17
5219 6090	Tension Pulley	35-20
5219 6094	Pad - Side Clamp	35-34
5219 6098	Slide Shaft - Duplex Tray Guide	35-18
5219 6106	Worm Wheel Shaft	35-23
5219 6107	Pulley - 52mm	35-27
5219 6112	Side Fence Drive Wire	35-47
5219 6115	Spring - Fence Drive Wire	35-36
5219 6130	Front Side Plate - Duplex Tray	29-21
5219 6150	Rear Side Plate - Duplex Tray	29-33
5219 6160	Rubber Cushion - Duplex	33-30
5219 6168	Upper Stay - Duplex Tray	29-2
5219 6182	Lift Bracket - Duplex Tray	33-24
5219 6190	Duplex Tray	33-22
5219 6201	Pulley - 23T	31-43
5219 6203	Pulley - 23T	31-42
5219 6217	Mylar - Pick-up Roller	29-37
5219 6222	Chain - Pick-up Roller	29-14
5219 6224	Guide - Pick-up Roller	29-40
5219 6228	Bracket - Pick-up Roller Chain	29-41
5219 6230	Pressure Lever - Duplex Unit	33-27
5219 6241	Lift Clutch - Duplex Tray	35-51
5219 6248	Clutch Sleeve	35-54
5219 6249	Pressure Cam - Duplex Tray	35-55
5219 6277	Click Bracket - Duplex Tray	35-50
5219 6335	Link Descend - Duplex Tray	33-12
5219 6338	Shaft Tray Release Cam	33-16
5219 6339	Handle Release Cam	33-15
5219 6342	Upper Guide - Duplex Entrance	31-40
5219 6347	Sensor Bracket - Duplex Unit	31-38
5219 6350	Duplex Entrance Actuator	31-39
5219 6353	Right Cover - Duplex Tray	31-25
5219 6355	Bracket - Separation Roller	29-38
5219 6358	Separation Roller Guide	29-39

Parts No.	Description	Page and Index No.
5219 6365	Decal - 5B	159-10
5219 6365	Decal - 5B	35-12
5219 6389	Timing Belt - 95MXL	31-44
5219 6389	Timing Belt - 95MXL	35-41
5219 6401	Left Cover - Duplex Tray	31-1
5219 6407	Lift Shaft - Paper Holding Bar	31-7
5219 6408	Lift Shaft - Paper Holding Bar	31-3
5219 6409	Shaft Paper Holding Bar	31-9
5219 6411	Paper Holding Bar	31-6
5219 6414	Decal - Left Cover	31-21
5219 6445	Decal - 5A	159-11
5219 7005	Bottom Cover - Operation Panel	11-25
5219 7006	Left Door - R,N	11-34
5219 7009	Decal - English	11-37
5219 7009	Decal - English	159-12
5219 7010	Right Door - R,N	11-39
5219 7011	Decal - Right Door	11-41
5219 7011	Decal - Right Door	159-13
5219 7016	Operation Panel - LT/LDG	75-1
5219 7017	Operation Panel Cover - 115V	75-5
5219 7024	Rear Scale - 5 1/2"x11"	11-45
5219 7025	Exposure Glass - LT	11-50
5219 7026	Right Scale - A4	11-56
5219 7037	Paper Tray - 115V	21-31
5219 7037	Paper Tray - 115V	23-31
5219 7039	Decal - English	159-14
5219 7039	Decal - English	21-2
5219 7039	Decal	23-2
5219 7050	Development Unit	43-*
5219 7051	Inner Cover - Developer	43-4
5219 7052	Decal - English	159-15
5219 7052	Decal - English	43-1
5219 7053	Decal - English	159-16
5219 7053	Decal - English	43-2
5219 7054	Decal - English	159-17

Parts No.	Description	Page and Index No.
5219 7056	Inner Cover Transfer	49-23
5219 7057	Decal - English	159-18
5219 7065	Fusing & Invertor Unit - R,S (USA)	59-*
5219 7069	Decal - 3E	159-19
5219 7069	Decal - 3E	65-17
5219 7071	Decal - English	159-20
5219 7071	Decal - English	59-55
5219 7077	Inner Cover - Fusing Unit	59-27
5219 7078	Decal - English	159-21
5219 7078	Decal - English	59-37
5219 7079	Decal - English	159-22
5219 7081	Decal - English	159-23
5219 7081	Decal - English	63-1
5219 7086	Fusing & Invertor Unit - R,S (CAN)	59-*
5219 7097	Decal - English	159-24
5219 7097	Decal - English	35-1
5219 7098	Inner Cover - Duplex Tray	29-19
5219 7099	Decal - 4A	159-25
5219 7099	Decal - English	29-36
5219 7100	Decal - English	159-26
5219 7100	Decal - English	29-20
5219 7106	Decal - Hand Lever	13-9
5219 7106	Decal - 2A	159-27
5219 7116	Operation Panel - A4/A3	75-1
5219 7117	Operation Panel Cover - 220/240V	75-5
5219 7124	Rear Scale - A5xA3	11-45
5219 7125	Exposure Glass - A4	11-50
5219 7126	Right Scale - LT	11-56
5219 7137	Paper Tray - 220/240V	21-31
5219 7137	Paper Tray - 220/240V	23-31
5219 7165	Fusing & Invertor Unit - 220/240V	59-*
5219 7903	Connector Bracket - Duplex Tray	71-18
5219 7906	Left Shielding Plate	13-13
5219 7913	Thermostat Bracket	11-58
5219 7923	Toner Cartridge Cover	43-59

Parts No.	Description	Page and Index No.
5219 7930	Hot Roller Unit	61-65
5219 7931	Hot Roller Unit - R,S (CAN)	61-65
5219 7941	Left Invertor Guide - 115V	63-22
5219 8706	Operating Instruction - English	159-28
5219 8708	Operating Instruction - German	159-28
5219 8709	Operating Instruction - French	159-28
5219 8710	Operating Instruction - Italian	159-28
5219 8711	Operating Instruction - Spanish	159-28
5219 8721	Installation Procedure - English	159-29
5219 8722	Installation Procedure - Multilanguage	159-29
5219 8811	Decal - Multilanguage - German	159-30
5219 8812	Decal - Multilanguage - French	159-30
5219 8813	Decal - Multilanguage - Spanish	159-30
5219 8814	Decal - Multilanguage - Italian	159-30
5219 9001	Thickness Gauge - 0.9mm	153-9
5219 9005	Lens Positioning Pin	153-10
5219 9101	Corona Wire - 10pcs/set	49-5
5219 9101	Corona Wire - 10pcs/set	53-9
5219 9101	Corona Wire - 10pcs/set	57-64
5219 9102	Transport Belt - 4pcs/set	49-25
5219 9103	Corona Wire Cleaner - 12pcs/set	49-41
5219 9103	Corona Wire Cleaner - 12pcs/set	53-61
5219 9104	Transfer Casing Cleaner - 2pcs/set	49-57
5219 9105	CC Cleaner Wire - 10pcs/set	53-64
5219 9106	PTC Cleaner Wire - 10pcs/set	49-44
5219 9107	TC/SC Cleaner Wire - 10pcs/set	49-48
5219 9804	Special Tool Set	153-11

Parts No.	Description	Page and Index No.
A400 5701	Fider Connector 2P	25-19
5053 0223	Bushing - 8mm	21-57
5053 0223	Bushing - 8mm	23-57
5053 0223	Bushing - 8mm	29-8
5053 0223	Bushing - 8mm	31-41
5053 0223	Bushing - 8mm	33-13
5053 0223	Bushing - 8mm	35-59
5053 0223	Bushing - 8mm	39-15
5053 0223	Bushing - 8mm	39-2
5053 0223	Bushing - 8mm	63-13
5053 0223	Bushing - 8mm	65-28
5053 0223	Bushing - 8mm	79-26
5053 0419	Bushing - 10mm	21-23
5053 0419	Bushing - 10mm	23-23
5053 0447	Bushing - 6x10x6mm	27-12
5053 0447	Bushing - 6x10x6mm	29-22
5053 0447	Bushing - 6x10x6mm	35-60
5053 0447	Bushing - 6x10x6mm	57-68
5053 0447	Bushing - 6x10x6mm	59-8
5053 0447	Bushing - 6x10x6mm	63-15
5053 0447	Bushing - 6x10x6mm	65-14
5053 0449	Collar - Shaft Fixing	29-32
5053 0449	Collar - Shaft Fixing	35-15
5053 0449	Collar - Shaft Fixing	47-7
5053 0465	Spring Clutch	35-64
5054 0443	Plate - Magnet Catch	55-22
5054 0444	Magnet	55-23
5054 0536	Magnet Catch Ass'y	81-15
5056 0181	Stepped Screw - M4	61-1
5201 1775	Pulley	15-31
5201 1775	Pulley	19-36
5201 1796	Stepped Screw - M4	31-33
5201 1796	Stepped Screw - M4	37-21
5205 3090	Developer Knob	45-28
5205 5251	LED Sensor Type - T	77-9

Parts No.	Description	Page and Index No.
5205 5251	LED Sensor Type - T	79-15
5205 5258	Silicone Oil Sensor	59-62
5215 5260	Fiber Input Connector	87-1
5216 4198	Stepped Screw - Guide Plate	83-2
5222 1450	Receiving Tray - RICOH	11-43
5301 1662	Hexagon Bolt	11-53
5304 1639	Bushing - 8mm	49-31
5304 1639	Bushing - 8mm	51-10
5324 1658	Bushing - 4x8x4.5mm	63-65
5400 3376	Spring Clutch	63-44
5401 3731	Stepped Screw - M4	11-12
5401 3731	Stepped Screw - M4	11-57
5401 3731	Stepped Screw - M4	71-21
5403 1030	Tension Spring	21-15
5403 1030	Tension Spring	23-15
5403 1606	Cushion Rubber - Glass	35-62
5403 2016	Tension Sprocket (11T) - Paper Feed	35-48
5403 2016	Tension Sprocket (11T) - Paper Feed	63-58
5403 2048	Bushing - 4mm	35-67
5403 2048	Bushing - 4mm	83-28
5403 2075	Stepped Screw	59-12
5403 2075	Stepped Screw	81-26
5403 4334	Connector Ass'y - 115V	71-9
5403 6118	Stepped Screw - Tmasformer	19-28
5403 6246	Stepped Screw - Cleaning	31-35
5403 6246	Stepped Screw - Cleaning	37-22
5408 1012	Stepped Screw - M5	25-24
5408 1541	Cushion - Mirror	17-10
5408 2035	Stepped Screw - M4	11-60
5408 2035	Stepped Screw - M4	17-29
5408 2035	Stepped Screw - M4	77-51
5408 5160	Short Connector	113-3
5408 7501	Cleaning Lever Spring	17-4
5408 7968	Power Supply Cord - 220/240V	71-10
5409 2935	Core - Feed Out Roller	65-21

Parts No.	Description	Page and Index No.
5409 2936	Spring Plate - Feed Out Roller	65-22
5409 3030	Spring - Cleaning Roller	13-21
5409 3030	Spring - Cleaning Roller	13-3
5410 1184	Securing Screw - M5	15-39
5410 1184	Securing Screw - M5	19-33
5410 1291	Pin - Return Lever	81-49
5410 1291	Pin - Return Lever	83-4
5410 1291	Pin - Return Lever	85-90
5410 5061	Terminal - 220V	71-9
5413 1746	Spring - Slider Drive Lever	35-66
5413 2298	Stepped Screw - M4	77-48
5413 2298	Stepped Screw - M4	85-89
5413 2866	Spring - Registration Roller	59-28
5413 3903	Pin - Transfer Guide Plate	19-16
5414 3327	Ball Bearing - Fusing and Invertor	59-10
5414 3370	Stud Screw	15-28
5415 1053	Caster	11-16
5415 1142	Stand	11-14
5415 2642	Lock Arm	21-52
5415 2642	Lock Arm	23-52
5415 4056	Shaft Holder	59-31
5415 4125	Nylon Clip	57-76
5415 4125	Nylon Clip	59-64
5415 4125	Nylon Clip	61-25
5415 4310	Valve - Oil Pump	59-2
5419 5714	Stepped Screw - M4	47-13
5420 3239	Spring - Conveyor Roller	45-29
5420 4860	Bushing - 8mm	81-24
5420 4867	Decal - Thermofuse 169°C	61-56
5420 5490	Vacuum Fan Motor Ass'y	51-31
5420 9504	Thermo Meter - HLC	153-15
5420 9505	Probe - HLC - 30	153-16
5420 9507	Digital Multimeter - BECKMAN	153-17
5420 9508	Test Lead Kit	153-18
5420 9550	Silicone Oil	153-19

Parts No.	Description	Page and Index No.
5422 1094	Angle - Cord Clamp (39)	31-36
5422 1094	Angle - Cord Clamp (39)	37-18
5422 1399	Bracket - Power Supply Cord - 220V	71-33
5424 1472	Cover - Key Counter	13-23
5424 2625	Spring - Connector	71-15
5424 2632	Pad - Tray	21-29
5424 2632	Pad - Tray	23-29
5424 2722	Knob - Registration Roller	51-3
5424 3229	Seal - Roller	43-32
5424 3878	Collar - Transport Tank	71-35
5424 4123	Spring - Solenoid	63-46
5424 4307	Cam - Oil Pump	59-9
5428 5152	Fan Motor - DC24V	53-48
5429 3108	Sopnge Roller Shaft	31-12
5429 3109	Pulley	31-13
5429 3110	Sponge Roller - Duplex Tray	31-11
5429 3111	Idle Roller - Turn Belt	31-45
5429 3148	Spring - Release Lever	31-2
5429 3148	Spring - Release Lever	43-41
5429 3148	Spring - Release Lever	51-19
5429 7069	Pick-up Roller	27-25
5429 7069	Pick-up Roller	29-13
5432 3265	Spring - Lock Lever	63-14
5432 4117	Insulator - A	61-37
5432 4118	Insulator - B	61-35
5433 2919	Stop Collar - Clutch	79-7
5439 5520	Temperature Fuse	61-60
5439 9015	Total Counter	69-19
5442 1659	Stepped Screw - M4	35-61
5442 2596	Collar - Guide Roller Gear	17-18
5442 3097	Clutch Drum - Developer Knob	45-30
5442 3114	Adjusting Plate - Magnet Angle	45-23
5442 4163	Knob - Fusing Unit	39-4
5442 5822	Connector Holder - Eraser	113-1
5442 5838	Angle - Cord Clamp 50	29-35

Parts No.	Description	Page and Index No.
5442 5838	Angle - Cord Clamp 50	49-52
5442 5839	Angle - Cord	29-34
5442 9101	Setting Powder	153-14
5442 9103	Launa Oil 40	153-22
5443 2668	Bushing	79-11
5443 2668	Bushing	79-46
5446 1069	Edging - B	71-28
5446 1070	Upper Left Frame	73-28
5446 1071	Upper Right Frame	73-27
5446 1077	Shaft Clamp	73-12
5446 1079	Platen Cover Supporter	11-5
5446 1086	Leveling Foot Guide	11-15
5446 1087	Gas Spring - 15KG	13-18
5446 1088	Gas Spring Supporter	13-4
5446 1094	Connector Bracket - 500	71-22
5446 1098	Rubber Cushion	71-30
5446 1100	Spring - Shielding Cover	71-32
5446 1101	Upper Cover - Belt Supporter	67-1
5446 1102	Bottom Cover - Belt Supporter	67-19
5446 1103	Main Motor Bracket	67-18
5446 1104	Fusing Connector Cover	71-31
5446 1113	Pulley - 35T/41T	67-21
5446 1116	Pulley - 35T	67-3
5446 1120	Drum Drive Gear - 82T	67-4
5446 1125	Pulley - 18T/30T	67-22
5446 1134	Bearing Case	67-23
5446 1135	Cam Follower Supporter	71-36
5446 1138	Cam Follower - Shielding Cover	71-34
5446 1146	Coupled Gear - 24T/30T	47-18
5446 1147	Spring - Regist Drive	47-24
5446 1148	Pulley - 20T	47-23
5446 1159	Fusing Connector Cover	71-29
5446 1160	Pulley - 18T	67-11
5446 1165	Fusing Drive Bracket	67-16
5446 1169	Stud - Fusing Drive Bracket	67-10

Parts No.	Description	Page and Index No.
5446 1170	Timing Belt Tightener - Regist	67-25
5446 1175	Timing Belt Tightener - Fusing Unit	67-12
5446 1181	Regist Drive Shaft	47-25
5446 1200	Left Lock Pin	13-8
5446 1201	Right Lock Pin	13-25
5446 1211	Hand Lever - Lock Release	13-10
5446 1214	Hand Lever Shaft	13-11
5446 1222	Left Lever - Lock Release	13-1
5446 1223	Right Lever - Lock Release	13-19
5446 1225	Safety Switch Bracket	13-5
5446 1239	Plate Nut - Key Counter	13-20
5446 1259	Door Switch Lever	13-16
5446 1260	Door Switch Pin	13-15
5446 1363	Decal - Main Switch	11-10
5446 1399	Pad - 8x120x135mm	11-17
5446 1399	Pad - 8x120x135mm	11-27
5446 1431	Right Hinge	11-13
5446 1451	Grip - Left Front Cover	11-7
5446 1466	Right Door Stopper	11-8
5446 1665	Rubber Pad - Exposure Glass	11-1
5446 1666	Stud - Main Table	19-21
5446 1668	Scanner Stopper Bracket	11-4
5446 1669	Scanner Stopper	11-3
5446 1681	1st Mirror Bracket	15-9
5446 1686	Upper Roller - Scanner Guide	15-5
5446 1687	Lower Roller - Scanner Guide	15-6
5446 1688	Scanner Guide Stud	15-50
5446 1689	1st Mirror	15-35
5446 1690	1st Mirror Clamp	15-10
5446 1692	Exposure Damper	15-4
5446 1695	Scanner Indication Plate	15-14
5446 1696	Front Wire Clamp	15-7
5446 1697	Rear Wire Clamp	15-8
5446 1698	Pad - Guide Rod	15-12
5446 1710	Mounting Screw - Exposure Bracket	15-1

Parts No.	Description	Page and Index No.
5446 1710	Mounting Screw - Exposure Bracket	17-2
5446 1722	Exposure Connector Bracket	73-5
5446 1724	Shielding Plate - Exposure Unit	15-53
5446 1737	Upper Clamp - 2nd Mirror	15-21
5446 1738	Lower Clamp - 2nd Mirror	15-20
5446 1739	Front Clamp - 3rd Mirror	15-16
5446 1740	Rear Clamp - 3rd Mirror	15-24
5446 1743	Screw - 3rd Mirror Clamp	15-19
5446 1745	Wire Pulley - 2nd Scanner	15-23
5446 1747	Scanner Adjusting Plate	15-26
5446 1748	3rd Mirror Stopper	15-15
5446 1753	Shock Absorbing Scanner	15-32
5446 1754	Guide Rod Stopper	15-30
5446 1758	Scanner Pulley Stud	15-51
5446 1793	Lower Lens Guide Rod	17-14
5446 1796	Lens Guide Shaft	17-34
5446 1808	Lens Wire Clamp	17-3
5446 1814	Pressure Roller Lever	17-24
5446 1816	Pressure Lever Shaft	17-25
5446 1817	Lens Guide Roller	17-23
5446 1818	Spring - Lens Guide	17-22
5446 1819	Groove Cam Shaft	17-21
5446 1827	Adjusting Screw - Exposure	17-30
5446 1834	Front Bottom Bracket - 4th Mirror	17-12
5446 1835	Rear Bottom Bracket - 4th Mirror	17-13
5446 1855	Shift Mirror Shaft	19-41
5446 1857	Collar - Wire Pressure Spring	19-31
5446 1858	Spring - Shift Mirror	19-29
5446 1859	Front Pulley - Shift Mirror	19-27
5446 1861	Wire Clamp	19-24
5446 1863	Mirror Adjusting Wire	19-47
5446 1864	Mirror Adjusting Nut	19-49
5446 1865	Bushing - 5x9x5.5mm	19-48
5446 1866	Rear Pulley - Shift Mirror	19-40
5446 1869	Drum Shielding Plate	53-42

Parts No.	Description	Page and Index No.
5446 1870	Drum Shielding Plate	53-39
5446 1875	Seal - 11x11x528mm	53-38
5446 1876	Seal - 10x13x18mm	53-40
5446 1878	Seal - 13x23x34mm	53-44
5446 1879	Seal - 8x18x35mm	53-43
5446 1881	Toner Shield Glass	53-2
5446 1882	Holder - Toner Shield Glass	53-3
5446 1884	Seal - 2x5x490mm	53-4
5446 1885	Clamp - Toner Shield Glass	53-1
5446 1895	Left Shielding Plate	73-6
5446 1899	Seal - 4x6x173mm	73-38
5446 1961	Thermostat Bracket - Anticondensation	19-8
5446 1963	Antistatic Brush	53-41
5446 1981	Lens - 4.5/260	17-27
5446 2174	Charge Corona Guide	53-36
5446 2180	Main Corona Duct	53-32
5446 2181	Seal - 3x4x65mm	53-33
5446 2182	Duct Clamp	53-31
5446 2183	Guide Pin - 8	53-35
5446 2184	Guide Pin - 12	53-34
5446 2194	Seal - 2x6x118mm	53-59
5446 2224	Corona Wire Hook	53-12
5446 2232	Thermistor Holder	53-15
5446 2242	Toner Cleaning Brush	53-55
5446 2260	Seal - Fan Motor	53-46
5446 2262	Fan Motor Bracket	53-47
5446 2266	Fan Motor Duct	73-21
5446 2270	Filter - Fan Motor	73-19
5446 2272	Seal - Duct Bracket	73-22
5446 2354	Drum Support Shaft	55-11
5446 2360	Heater Connector Bracket	55-10
5446 2361	Bushing - Drum Shaft	55-14
5446 2362	Drum Heater Stopper	55-13
5446 2364	Rear Flange - Drum Heater	55-15
5446 2368	Front Flange - Drum Heater	55-8

Parts No.	Description	Page and Index No.
5446 2375	Drum Rear Flange	55-16
5446 2380	Drum Ring Gear	55-17
5446 2381	Drum Shaft Collar	55-18
5446 2395	Drum Front Collar	55-6
5446 2415	Fixing Knob - Drum Screw	55-2
5446 2421	Spring Stopper	55-5
5446 2422	Spring Cover	55-4
5446 2423	Spring - Drum Shaft	55-3
5446 2433	Plate Spring - Magnet Catch	55-24
5446 2445	Guide Pin - 37	53-19
5446 2461	Drum Drive Bracket	67-2
5446 2480	Holder Bracket - Side Plate	67-20
5446 2488	SE. Drum Guide	69-16
5446 2492	Drum Guide Bracket	69-5
5446 2560	Cushion - Paper Tray	25-10
5446 2566	Detent Arm	25-13
5446 2567	Detent Arm Shaft	25-12
5446 2569	Spring - Detent	25-14
5446 2571	Right Slide Guide	25-5
5446 2575	Righ Bracket - Slide Guide	25-9
5446 2586	Duplex Slide Guide	25-2
5446 2605	Base - Paper Tray	21-51
5446 2605	Base - Paper Tray	23-51
5446 2620	Idler Pulley - 20	21-19
5446 2620	Idler Pulley - 20	23-19
5446 2621	Idler Pulley - 16	21-20
5446 2621	Idler Pulley - 16	23-20
5446 2625	Gear - 18T	21-22
5446 2625	Gear - 18T	23-22
5446 2630	Front Wire Tightener	21-11
5446 2630	Front Wire Tightener	23-11
5446 2638	Decal - Paper Lower Limit	21-24
5446 2638	Decal - Paper Lower Limit	23-24
5446 2639	Tray Slide Clamp	21-25
5446 2639	Tray Slide Clamp	23-25

Parts No.	Description	Page and Index No.
5446 2641	Rear Side Plate - 1000	21-47
5446 2645	Rear Wire Tightener	21-45
5446 2645	Rear Wire Tightener	23-45
5446 2647	Actuator - Paper Size Sensor - 115V	21-41
5446 2647	Actuator - Paper Size Sensor - 115V	23-41
5446 2651	Side Guide - 1000	21-39
5446 2655	Actuator - Paper Size Sensor - 220V	21-41
5446 2655	Actuator - Paper Size Sensor - 220V	23-41
5446 2660	Lock Lever - 1000	21-36
5446 2662	Lock Lever Pin	21-38
5446 2662	Lock Lever Pin	23-38
5446 2663	Spring - Lock Lever	21-35
5446 2663	Spring - Lock Lever	23-35
5446 2664	Side Guide - Shaft	21-40
5446 2664	Side Guide - Shaft	23-40
5446 2666	Front Stopper - Paper Tray	21-16
5446 2666	Front Stopper - Paper Tray	23-16
5446 2667	Rear Stopper - Paper Tray	21-44
5446 2667	Rear Stopper - Paper Tray	23-44
5446 2670	Drive Shaft - Paper Tray	21-42
5446 2670	Drive Shaft - Paper Tray	23-42
5446 2671	Drive Pulley - Paper Tray	21-18
5446 2671	Drive Pulley - Paper Tray	23-18
5446 2675	Paper Tray Shaft	21-37
5446 2675	Paper Tray Shaft	23-37
5446 2677	Bushing - Paper Tray	21-21
5446 2677	Bushing - Paper Tray	23-21
5446 2686	Paper End Feeler	21-34
5446 2686	Paper End Feeler	23-34
5446 2688	Side Guide Grip	21-30
5446 2688	Side Guide Grip	23-30
5446 2690	Front Wire - 1000	21-17
5446 2691	Rear Wire - 1000	21-46
5446 2696	Bracket - Paper Tray Motor	21-59
5446 2696	Bracket - Paper Tray Motor	23-59



Parts No.	Description	Page and Index No.
5446 2697	Worm Gear	21-58
5446 2697	Worm Gear	23-58
5446 2700	Drive Gear Shaft	21-56
5446 2700	Drive Gear Shaft	23-56
5446 2702	Gear - 22T	21-60
5446 2702	Gear - 22T	23-60
5446 2703	Rear Cover - Paper Tray	21-43
5446 2703	Rear Cover - Paper Tray	23-43
5446 2706	Reverse Gear Plate	21-8
5446 2706	Reverse Gear Plate	23-8
5446 2712	Spring - Reverse Gear	21-6
5446 2712	Spring - Reverse Gear	23-6
5446 2713	Gear - 16T/30T	21-5
5446 2713	Gear - 16T/30T	23-5
5446 2714	Gear - 16T/44T	21-7
5446 2714	Gear - 16T/44T	23-7
5446 2715	Paper Tray Stopper	21-28
5446 2715	Paper Tray Stopper	23-28
5446 2718	Balancer - Bracket	21-49
5446 2718	Balancer - Bracket	23-49
5446 2722	Shutter - Paper Tray Cover	21-13
5446 2722	Shutter - Paper Tray Cover	23-13
5446 2723	Shutter Shaft	21-10
5446 2723	Shutter Shaft	23-10
5446 2724	Spring - Shutter	21-12
5446 2724	Spring - Shutter	23-12
5446 2726	Upper Cover - Paper Tray 1000	21-1
5446 2728	Gear - 36T	21-3
5446 2728	Gear - 36T	23-3
5446 2729	Gear - 50T	21-4
5446 2729	Gear - 50T	23-4
5446 2741	Rear Side Plate - 500	23-47
5446 2746	Side Guide - 500	23-39
5446 2750	Lock Lever - 500	23-36
5446 2752	Front Wire - 500	23-17

Parts No.	Description	Page and Index No.
5446 2753	Rear Wire - 500	23-46
5446 2758	Upper Cover - Paper Tray 500	23-1
5446 2761	Front Side Plate - Paper Feed	39-1
5446 2761	Front Side Plate - Paper Feed	41-9
5446 2768	Rear Side Plate - Paper Feed	39-10
5446 2768	Rear Side Plate - Paper Feed	41-11
5446 2778	Transprot Guide Plate	39-5
5446 2783	Mylar - Vertical Transport	39-6
5446 2784	Channel - Transport Harness	41-7
5446 2786	Upper Transport Roller	39-22
5446 2790	Lower Transport Roller	39-24
5446 2792	Middle Transport Roller	39-25
5446 2794	Transport Driven Roller	39-23
5446 2798	Shaft Guide - Transport Roller	37-3
5446 2798	Shaft Guide - Transport Roller	39-7
5446 2798	Shaft Guide - Transport Roller	51-12
5446 2799	Spring - Transport Roller	39-8
5446 2800	Pressure Plate - Transport Roller	39-9
5446 2802	Gear - 30T	39-12
5446 2804	Gear - 30T	39-14
5446 2807	Gear - 20T	39-19
5446 2808	Gear - 30T	39-16
5446 2813	Upper Guide Plate - Duplex	41-1
5446 2817	Lower Guide Plate - Duplex	41-4
5446 2822	Support Plate - Paper Sensor	41-2
5446 2824	Screw - Duplex Guide Plate	41-10
5446 2827	Upper Guide - Paper Transport	41-5
5446 2831	Lower Guide - Paper Transport	41-6
5446 2836	Lever - Chain Tightener	39-21
5446 2838	Spring - Chain Tightener	39-20
5446 2839	Chain Tighter Stopper	39-26
5446 2840	Bracket - Duplex Guide Rail	37-13
5446 2841	Connector Bracket - 1000	41-13
5446 2843	Gear - 40T	39-11
5446 2844	Gear - 20T	39-3

Parts No.	Description	Page and Index No.
5446 2846	Release Spring - Vertical Transport	37-20
5446 2848	Release Lever	37-19
5446 2853	Harness Guard	37-17
5446 2861	Housing - Separation Roller	27-16
5446 2862	Gear - 36T	27-8
5446 2863	Screw - Separation Roller	27-9
5446 2864	Shaft - Gear 36T	27-7
5446 2865	Guide Screw - 6mm	27-14
5446 2865	Guide Screw - 6mm	81-22
5446 2874	Positioning Arm	27-34
5446 2875	Stopper - Separation Roller	27-20
5446 2878	Gear - 18T	27-15
5446 2886	Shaft - Upper Separation Roller	27-17
5446 2891	Paper Feed Gear - 22T	27-23
5446 2891	Paper Feed Gear - 22T	29-10
5446 2895	Gear - 20T	27-21
5446 2895	Gear - 20T	29-6
5446 2901	Collar - 8mm	27-27
5446 2910	Upper Guide - Separation Roller	27-29
5446 2924	Mylar - Separation Guide	27-32
5446 2933	Pressure Spring - Paper Feed Rpller	27-3
5446 2936	Bracket - Left Slide Rail	25-3
5446 2937	Upper Guide - Paper Feed	25-1
5446 2941	Left Bracket - Slide Guide	25-4
5446 2946	Harness Cover	41-8
5446 2956	Mylar - Vertical Tranaport Guide	37-8
5446 2959	Front Guide - Vertical Tranaport	37-6
5446 2966	Rear Guide - Vertical Transport	37-9
5446 2969	Vertical Drive Roller	37-4
5446 2971	Pressure Plate - Vertical Transport	37-1
5446 2972	Spring - Vertical Transport Lever	37-2
5446 2974	Decal - Vertical Transport Lever	37-5
5446 2977	Magnet Catch Cover	55-21
5446 2980	Paper Feed Guide	37-10
5446 2984	Front Guide Bracket	37-11

Parts No.	Description	Page and Index No.
5446 2985	Rear Guide Bracket	37-12
5446 2996	Paper End Feeler - 8-1/2" 220V	21-63
5446 2996	Paper End Feeler - 8-1/2" 220V	23-63
5446 3052	Left Casing - Developer Tank	43-29
5446 3053	Seal - 3x4x140mm	43-23
5446 3054	Seal - 3x7x466mm	43-24
5446 3055	Spring Plate - Hopper A	43-27
5446 3056	Clamp Plate - Spring Plate	43-26
5446 3057	Seal - 2x5x466mm	43-30
5446 3058	Seal - 3x8x466mm	43-25
5446 3059	Seal - 2x11x30mm	43-22
5446 3060	Seal - 2x3x466mm	45-39
5446 3064	Seal - 5x10x110mm	43-15
5446 3064	Seal - 5x10x110mm	43-5
5446 3064	Seal - 5x10x110mm	45-25
5446 3075	Seal - 5x8x115mm	45-49
5446 3100	Toner Agitator	43-31
5446 3105	Transport Auger	45-26
5446 3121	Transport Auger Guide	45-45
5446 3124	Pre - Doctor	45-47
5446 3129	Guide Screw - Auger	45-27
5446 3129	Guide Screw - Auger	65-53
5446 3135	Cap - F Sensor	43-36
5446 3136	Developer Guide Plate	45-13
5446 3140	Seal - 3x4x75mm	43-38
5446 3141	Seal - 3x5x466mm	43-49
5446 3152	Cam Gear & Pulley - 43T/15T	43-11
5446 3157	Pulley - 29T	43-8
5446 3158	Gear - 16T	45-22
5446 3160	Belt Front Tightener	43-14
5446 3171	Lock Blacket - Toner Cartridge	43-17
5446 3175	Insulating Mylar	43-21
5446 3181	Release Lever Knob	43-18
5446 3191	Lock Lever - Toner Cartridge	43-20
5446 3192	Spring - Lock Lever	43-19

Parts No.	Description	Page and Index No.
5446 3195	Toner Crtridge Detector Plate - R	43-58
5446 3211	Bracket - Bias Power Supply	45-6
5446 3214	Cover - Bias Power Source	45-1
5446 3219	Insulating Mylar - Power Source	45-17
5446 3219	Insulating Mylar - Power Source	45-2
5446 3220	Bracket - Power Supply Connector	45-18
5446 3223	Connector Holder Plate	45-50
5446 3264	Bearing Case - Sleeve	45-15
5446 3265	Gear - 40T	45-10
5446 3281	Gear - 31T	45-31
5446 3354	Upper Cover - Developer Tank	43-47
5446 3359	Damper - Developer Tank	43-48
5446 3361	Front Seal - Developer Shield Plate	45-35
5446 3362	Rear Seal - Developer Shield Plate	45-8
5446 3363	Developer Shield Plate	45-43
5446 3365	Doctor Blade	45-19
5446 3366	Knocking Solenoid Cover	43-57
5446 3368	Knocking Solenoid	43-40
5446 3375	Seal - Hopper	43-44
5446 3377	Hopper - Developer	43-43
5446 3378	Cap - Hopper	43-42
5446 3379	Seal - 1x9x81mm	43-45
5446 3381	Developer Tank Grip	43-7
5446 3382	Development Drive Cover	43-51
5446 3386	Left Guide Channel	47-5
5446 3390	Left Guide Rail - Developer	47-3
5446 3396	Right Guide Channel	47-6
5446 3415	Right Guide Rail - Developer	47-4
5446 3441	Rear Shaft Holder	47-19
5446 3447	Development Motor Plate	47-21
5446 3455	Gear - 23T	47-16
5446 3460	Gear - 39T	47-20
5446 3473	Timing Belt - Paddle	45-9
5446 3474	Mylar - Receptacle	47-1
5446 3475	Developer Receptacle	47-2

Parts No.	Description	Page and Index No.
5446 3476	Rear Tightener - Belt	45-46
5446 3478	Pulley - 32T	45-11
5446 3479	Pulley - 30T	45-24
5446 3492	Felt Seal - 2x5x12mm	45-53
5446 3497	Felt Seal - 3x7x15mm	43-12
5446 3562	Front Seal - Drum Guide	57-14
5446 3565	Coupled Gear - 35T/42T	57-13
5446 3572	Gear - 20T	57-11
5446 3584	Rear Seal - Drum Guide	57-31
5446 3592	Seal - 1x9x9mm	57-10
5446 3607	Blade Swing Pin	57-18
5446 3608	Cleaning Blade - Adjusting Plate	57-29
5446 3619	Toner Receiving Pipe	57-37
5446 3620	Spring - Toner Receiving	57-36
5446 3625	Front End Block - PCC	57-20
5446 3627	Rear End Block - PCC	57-25
5446 3628	PCC Tad	57-26
5446 3630	Front End Block Cover - PCC	57-19
5446 3631	Rear End Block Cover - PCC	57-24
5446 3645	Cleaning Blade	57-5
5446 3648	Stepped Screw - M4	57-1
5446 3655	Spring - Blade Release	57-27
5446 3661	Cleaning Solenoid Bracket	57-74
5446 3665	Cleaning Solenoid Lever	57-38
5446 3668	Spring - Cleaning Solenoid Plunger	57-39
5446 3670	Stopper - Cleaning Solenoid Plunger	57-40
5446 3675	Pressure Solenoid	57-41
5446 3676	Spring - Blade Pressure	57-75
5446 3702	Seal - 4x12x35mm	57-58
5446 3706	Sprocket - 13T	57-56
5446 3707	Bushing - 6x10x6mm	57-48
5446 3710	Drive Shaft - Toner Recovery	57-47
5446 3711	Gear - 47T	57-46
5446 3712	Bevel Gear - 14T	57-51
5446 3728	Vinyl Tube - M14	57-45

Parts No.	Description	Page and Index No.
5446 3729	Band - Vinyl Tube	57-44
5446 3731	Pipe Holder - Toner Recovery	57-52
5446 3735	Spring - Drive	57-57
5446 3736	Drawer - Toner Recovery	57-49
5446 3740	Receptacle Housing - Corona	53-45
5446 3819	Front Holder - Pick-off Pawl Shaft	53-23
5446 3822	Spring - Pick-off Pawl	53-22
5446 3829	Release Arm - Pick-off Pawl	53-21
5446 3835	Spring - Pick-off Pawl	53-25
5446 3836	Adjusting Screw - Pick-off Pawl	53-26
5446 3839	Bracket - Pick-off Pawl Solenoid	51-21
5446 3842	Lever - Pick-off Pawl Solenoid	51-18
5446 3845	Pick-off Pawl Solenoid	51-20
5446 3853	Toner Catch Mylar	53-79
5446 3866	T&S Connector Bracket	51-36
5446 3878	Registration Roller Collar	51-8
5446 3884	Spring - Registration Roller	51-13
5446 3886	Shaft Holder Bracket	51-11
5446 3888	Receptacle - T&S Charger	49-36
5446 3909	Regist Guide Supporter	51-32
5446 3911	Regist Roller Cover	51-2
5446 3914	PTC Terminal	49-8
5446 3915	Front End Block Cover - PTC	49-9
5446 3927	Vacuum Fan Casing	51-29
5446 3929	Ozone Filter	51-28
5446 3934	Vacuum Fan Motor Cover	51-27
5446 3939	Connector Cover	51-24
5446 3942	Spring - Charge Wire PTC	49-7
5446 3944	Spring - Charge Wire PCC	49-12
5446 3944	Spring - Charge Wire PCC	53-13
5446 3944	Spring - Charge Wire PCC	57-24
5446 3956	Transfer Terminal	49-15
5446 3957	Spring - Terminal	49-17
5446 3958	Cable Cover	51-15
5446 3961	Separation Terminal	49-16

Parts No.	Description	Page and Index No.
5446 3962	Mylar - Transfer Entrance	49-10
5446 3967	Front Guide - T&S Charger	49-21
5446 3968	Rear Guide - T&S Charger	49-22
5446 3980	Drive Transport Shaft	49-30
5446 3981	Drive Transport Shaft	49-26
5446 3983	Transport Gear Bracket	49-33
5446 3984	Shaft - Transport Drive Gear	49-34
5446 3985	Gear - 35T	49-35
5446 3989	Spring - Gear Bracket	49-39
5446 3990	Connector Bracket - 24	71-24
5446 4061	Front Side Plate - Roller Unit	61-26
5446 4078	Stay - Fusing Roller	61-27
5446 4090	Ball Bearing - 30x55x13mm	61-61
5446 4091	Spring - Fusing Unit Drive	61-39
5446 4092	Gear - 50T	61-40
5446 4093	Stopper - Fusing Drive Spring	61-58
5446 4100	Front Lamp Terminal	61-21
5446 4103	Pressure Spring - Heater	61-20
5446 4104	Long Stud - Heater	61-22
5446 4113	Cleaning Roller	61-43
5446 4116	Bushing - 4x7x11mm	61-41
5446 4126	Oil Supply Bracket	61-9
5446 4137	Left Heat Shield - Fusing	61-18
5446 4138	Clamp - Left Heat Shield	61-19
5446 4146	Oil Sump	61-14
5446 4156	Oil Seal Actuator	61-12
5446 4157	Oil Seal Valve	61-11
5446 4160	Spring - Oil Seal	61-13
5446 4161	Bracket - Nipple	61-10
5446 4165	Spring - Blade	61-5
5446 4174	Front Plate - Oil Recovery	61-7
5446 4175	Rear Plate - Oil Recovery	61-17
5446 4181	Bracket - Oil Supply Felt	61-4
5446 4185	Oil Supply Felt	61-3
5446 4190	Clamp - Oil Supply Felt	61-2

Parts No.	Description	Page and Index No.
5446 4192	Cleaning Blade Bracket	61-6
5446 4193	Cleaning Blade - Fusing	61-16
5446 4195	Clamp - Fusing Cleaning Blade	61-15
5446 4211	Spring - Heat Shield Cover	61-48
5446 4222	Upper Heat Shield - Fusing	61-54
5446 4223	Left Clamp - Heat Shield	61-62
5446 4224	Right Clamp - Heat Shield	61-63
5446 4228	Base - Fusing Heat Shield	61-64
5446 4230	Shaft - Hot Roller Stripper	61-50
5446 4235	Spring - Hot Roller Stripper	61-49
5446 4236	Clamp - Hot Roller Stripper	61-45
5446 4237	Cover - Hot Roller Stripper	61-52
5446 4264	Oil Connector Cap	59-36
5446 4278	Bushing - Silicone Oil Sensor	59-63
5446 4296	Ventilation Fan Duct	73-17
5446 4297	Small Pad - Ventilation Fan	73-18
5446 4298	Bracket - Ventilation Fan	73-14
5446 4301	Ozone Filter - Fusing	73-16
5446 4311	Oil Pump Bracket	59-5
5446 4320	Link - Pump Drive	59-7
5446 4324	Plate Spring - Oil Pump	59-11
5446 4325	Oil Pump Actuator	59-6
5446 4326	Vinyl Tube - M3	59-1
5446 4330	Pump Drive Plate	65-27
5446 4346	Oil Pan	59-35
5446 4354	Large Cushion - Oil Pan	59-33
5446 4355	Small Cushion - Oil Pan	59-34
5446 4370	Lower Stay - Fusing Unit	59-19
5446 4371	Middle Stay - Fusing Unit	65-16
5446 4390	Front Grip - Fusing Unit	59-17
5446 4393	Front Lever - Pressure Pawl	65-3
5446 4401	Cushion - Left Support Guide	65-5
5446 4402	Spring - Pressure Pawl Lever	65-4
5446 4406	Rear Lever - Pressure Pawl	65-7
5446 4411	Drive Transport Roller	65-11

Parts No.	Description	Page and Index No.
5446 4415	Left Transport Guide	65-12
5446 4420	Turn Plate	65-19
5446 4425	Spring - Front Transport Guide	65-18
5446 4426	Spring - Rear Transport Guide	65-20
5446 4436	Right Transport Guide	65-13
5446 4445	Driven Transport Roller	65-15
5446 4450	Lower Exit Roller Ass'y	65-42
5446 4451	Lower Shaft - Exit Roller	65-25
5446 4453	Core - Lower Exit Roller	65-24
5446 4458	Gear & Sprocket - 16T/19T	65-39
5446 4459	Lower Exit Roller	65-23
5446 4461	Lower Exit Guide	65-26
5446 4465	Drive Invertor Roller	65-10
5446 4475	Guide Screw - Pressure Pawl	65-29
5446 4481	Support Plate - Pressure Pawl	65-8
5446 4486	Support Guide Stud	65-30
5446 4486	Support Guide Stud	77-44
5446 4488	Cushion - Right Support Guide	65-43
5446 4491	Fusing Transport Roller - Lower	65-2
5446 4494	Rear Fusing Guide	65-1
5446 4533	Gear - 32T	59-53
5446 4536	Pressure Drive Bracket	59-52
5446 4540	Tightener - Pressure Solenoid	63-59
5446 4559	Bracket Pressure Clutch	59-56
5446 4561	Gear & Sprocket - 14T/16T	65-33
5446 4567	Sprocket - 22T	65-34
5446 4576	Turn Plate Lever	65-36
5446 4577	Spring - Turn Plate	65-35
5446 4581	Rear Grip - Fusing Unit	59-60
5446 4582	Spring - Fusing Transport Tightener	65-31
5446 4590	Shielding Cam Bracket	59-58
5446 4596	Fusing Release Handle	59-29
5446 4606	Upper Stay - Fusing Unit	59-14
5446 4616	Accuride	59-43
5446 4620	Right Support - Accuride	59-44

Parts No.	Description	Page and Index No.
5446 4623	Left Bracket - Accuride	59-48
5446 4625	Left Support - Accuride	59-42
5446 4640	Front Connection Plate - Fusing	63-18
5446 4641	Rear Connection Plate - Fusing	63-61
5446 4644	Front Side Plate - Invertor	63-16
5446 4680	Exit Switch Actuator	63-19
5446 4702	Right Arm Shaft - Invertor Roller	63-28
5446 4703	Front Right Arm - Invertor Roller	63-27
5446 4706	Rear Right Arm - Invertor Roller	63-37
5446 4708	Shaft Guide - Invertor Roller	63-8
5446 4709	Spring - Invertor Roller	63-7
5446 4710	Right Invertor Roller	63-31
5446 4722	Left Invertor Roller	63-9
5446 4749	Upper Invertor Roller	63-10
5446 4751	Gear - 23T	63-55
5446 4752	Sprocket & Gear - 20T/37T	63-56
5446 4762	Invertor Clutch Bracket	63-50
5446 4771	Clutch Gear - 23T	63-47
5446 4773	Sleeve - Clutch	63-43
5446 4774	Clutch - Drum	63-42
5446 4777	Clutch Shaft - Invertor Roller	63-41
5446 4807	Knocking Roller Shaft	63-67
5446 4810	Guide - Knocking Roller Shaft	63-25
5446 4817	Return Pinch Roller	63-24
5446 4818	Plate Spring - Knocking Roller	63-26
5446 4820	Support Guide Lever	63-52
5446 4823	Spring - Knocking Roller Solenoid	63-51
5446 4830	Shaft - Invertor Release Lever	63-3
5446 4831	Invertor Release Lever	63-4
5446 4834	Front Lock Lever - Invertor	63-12
5446 4835	Rear Lock Lever - Invertor	63-54
5446 4840	Sprocket & Gear - 13T/23T	63-60
5446 4843	Invertor Harness Guide	63-53
5446 4852	Upper Guide - Paper Exit	63-40
5446 4853	Upper Roller - Paper Exit	63-39

Parts No.	Description	Page and Index No.
5446 4856	Antistatic Brush	63-36
5446 4869	Inner Cover - Fusing Switch	63-17
5446 5109	Scanner Control Board	73-1
5446 5109	Scanner Motor Control P.C.B.	91-*
5446 5110	Scanner Countol Board	73-103
5446 5123	Bracket - Scanner Control Board	73-39
5446 5165	Paper Feed Harness	111-4
5446 5165	Paper Feed Harness	119-1
5446 5165	Paper Feed Harness	41-12
5446 5176	Grounding Wire - Developer Unit	43-16
5446 5176	Grounding Wire - Developer Unit	45-21
5446 5179	Grounding Wire - 220V	71-37
5446 5190	Exposure Lamp Support Harness	71-38
5446 5191	Drum Heater Support Harness	55-12
5446 5193	Drum Heater Joint Harness	55-25
5446 5196	Development Harness	133-7
5446 5196	Development Harness	139-1
5446 5238	Rear Regist Sensor Board	51-5
5446 5239	Paper Feed Sensor Board	27-4
5446 5240	Duplex Sensor Board	41-3
5446 5266	Paper Size Sensor Board	21-54
5446 5266	Paper Size Sensor Board	23-54
5446 5268	Tay Lower Limit Sensor	21-62
5446 5268	Tay Lower Limit Sensor	23-62
5446 5293	Rush Current P.C.B. - 220/240V	69-6
5446 5302	Drum Thermistor Board	53-16
5446 5308	Relay Board	71-7
5446 5401	Optics Cooling Fan - AC18/16W - 220V	73-8
5446 5403	Cooling Fan Motor - AC12/11W - 220V	69-18
5446 5403	Cooling Fan Motor - AC12/11W - 220V	73-15
5446 5411	Tray Drive Motor - 60Hz	21-55
5446 5411	Tray Drive Motor - 60Hz	23-55
5446 5412	Tray Drive Motor - 50Hz	21-55
5446 5412	Tray Drive Motor - 50Hz	23-55
5446 5442	Magnetic Clutch - 10KGF.CM 32T	43-52

Parts No.	Description	Page and Index No.
5446 5445	Magnetic Clutch - 5KGF.CM 20T	27-6
5446 5445	Magnetic Clutch - 5KGF.CM 20T	29-31
5446 5448	Magnetic Clutch - 5KGF.CM 36T	51-33
5446 5456	Thermostat - 50°C	53-58
5446 5458	Anticondensation Thermostat - 220V	19-52
5446 5460	AC Drive Unit	25-18
5446 5460	AC Drive P.C.B.	95-*
5446 5463	Dehumidity Heater	21-48
5446 5463	Dehumidity Heater	23-48
5446 5482	Drum Heater	55-9
5446 5526	Duplex Tray Motor	35-30
5446 5556	Temperature Fuse	61-29
5446 5811	Bracket - Power Supply Unit	71-11
5446 5815	Relay Bracket	71-12
5446 5817	Bracket - Relay Board	71-8
5446 5825	Harness Stud	47-10
5446 5832	Connector Guide Pin	71-14
5446 5833	Connector Holder	113-2
5446 5834	Connector Holder - CFL	115-1
5446 5852	Bracket - AC Main Drive	25-15
5446 5853	Insulator - AC Drive	25-17
5446 6091	Bracket - Worm Reducer	35-31
5446 6097	Duplex Worm Wheel	35-25
5446 6099	Duplex Worm Gear	35-24
5446 6101	Base - Lower Separation Roller	29-29
5446 6105	Holder - Lower Separation Roller	29-30
5446 6110	Shaft - Lower Separation Roller	29-28
5446 6111	Pressure Arm - Lower Separation Roller	29-27
5446 6161	Shaft - Lower Separation Roller	29-23
5446 6162	Separation Roller - Duplex	29-24
5446 6164	Housing - Lower Separation Roller	29-25
5446 6167	Lower Sparation Guide	29-17
5446 6168	Spring - Duplex Pressure	29-26
5446 6171	Upper Bottom Shaft - Duplex Tray	33-23
5446 6175	Duplex Tray Shaft	33-25

Parts No.	Description	Page and Index No.
5446 6176	Shaft Guide - Duplex Tray	33-19
5446 6177	Spring - Duplex Tray Drive	33-28
5446 6186	Lower Roller - Duplex Entrance	31-19
5446 6188	Pulley - Drive Roller	31-30
5446 6189	Gear - 22T	31-26
5446 6201	Shaft - Upper Separation Roller	29-16
5446 6206	Holder - Duplex Paper Feed Roller	29-12
5446 6210	Upper Separation Roller	29-15
5446 6214	Shaft Holder - Pick-up Roller	29-11
5446 6219	Rubber Cushion - Duplex	33-20
5446 6225	Gear - 26T	35-52
5446 6236	Drive Clutch - Pressure Cam	35-53
5446 6240	Lift Clutch Shaft	35-56
5446 6241	Gear - 16T/44T	35-49
5446 6243	Gear - 30T	35-40
5446 6244	Gear - 45T	35-46
5446 6245	Chain Tightener Duplex Tray	35-58
5446 6248	Stud - Duplex Chain Tightener	35-57
5446 6250	Spring - Drive Chain	35-38
5446 6251	Spring - Tray Pressure	33-26
5446 6253	Spring - Input Gear	35-43
5446 6259	Pressure Sulenoid	35-63
5446 6274	Feeler Mounting Bracket	33-2
5446 6282	Guide - Duplex Tray Shaft	33-18
5446 6283	Tray Operation Arm	33-11
5446 6291	Position Roller Arm	31-17
5446 6295	Guide - Position Roller Arm	31-29
5446 6300	Pulley Gear - 16T	31-15
5446 6302	Turn Belt - 2x135mm	31-14
5446 6304	Pulley - 34	31-27
5446 6306	Mylar - Position Roller Arm	31-18
5446 6307	Gear - 16T	31-16
5446 6308	Paper Holding Bar - Short	31-10
5446 6310	Turn Belt - 3x500mm	31-28
5446 6311	Descent Lever - Duplex Tray	33-10

Parts No.	Description	Page and Index No.
5446 6320	Separation Solenoid	33-1
5446 6325	Bracket - Duplex Down Shaft	33-14
5446 6333	Spring - Release Cam	33-17
5446 6334	Front Spring - Tray Pressure	33-7
5446 6335	Invertor Plate Link	33-9
5446 6338	Link Plate - Tray Operation	33-8
5446 6339	Upper Separation Guide	29-1
5446 6344	Rear Cover - Duplex Unit	35-45
5446 6345	Front Guide - Pick-up Roller	29-3
5446 6346	Rear Guide - Pick-up Roller	29-4
5446 6348	Bracket - Duplex Unit Connector	35-29
5446 6351	Cover - Puxep Entrance Guide	35-8
5446 6352	Front Side Plate - Entrance Guide	35-3
5446 6355	Rear Side Plate - Entrance Guide	35-10
5446 6361	Upper Guide - Duplex Small Size	35-9
5446 6362	Antistatic Brush - Discharge Roller	35-2
5446 6362	Antistatic Brush - Discharge Roller	59-47
5446 6363	Front Plate - Discharge Roller	35-13
5446 6364	Rear Plate - Discharge Roller	35-37
5446 6365	Spring - Discharge Roller	35-14
5446 6366	Gear - 20T	35-42
5446 6367	Lower Guide - Duplex Separation	35-7
5446 6368	Sponge Roller - Duplex Entrance	35-6
5446 6370	Upper Roller - Duplex Entrance	35-11
5446 6373	Spring - Separation Guide	35-5
5446 6374	Gear & Pulley - 18T/24T	35-39
5446 6376	Idler Gear - 20T	35-44
5446 6381	Separation Plate Shaft	35-16
5446 6385	Duplex Separation Arm	35-4
5446 6386	Spring - Separation Arm	29-5
5446 6386	Spring - Separation Arm	29-7
5446 6389	Entrance Guide Cover	35-65
5446 6399	Lift Arm - Paper Holding Bar	31-8
5446 6400	Rear Lift Arm - Paper Holding Bar	31-4
5446 6401	Paper Holding Bar - Long	31-5

Parts No.	Description	Page and Index No.
5446 6405	Feeler - Paper Volume Sensor	33-4
5446 6407	Actuator - Paper Volume Sensor	33-3
5446 6410	Click Arm Bracket	67-15
5446 6415	Click Arm - Duplex Unit	67-13
5446 6417	Spring - Duplex Unit	67-14
5446 6420	Right Entrance Guide - Duplex	59-46
5446 6425	Left Entrance Guide - Duplex	59-45
5446 6433	Duplex Tray Handle	29-18
5446 8854	Decal - Toner Tank	43-46
5446 8868	Decal - High Temperature	61-44
5446 9008	Seal - Cleaning Entrance	57-9
5446 9116	Scanner Drive Pulley Pin	153-1
5446 9117	Stopper Pin	153-2
5446 9118	Cam Positioning Pin	153-3
5446 9119	Scanner Drive Pulley Clamp	153-4
5446 9122	Wire Clamp	153-5
5446 9137	Thickness Gauge - 1.60mm	153-7
5446 9138	Thickness Gauge - 1.75mm	153-8
5446 9140	Thickness Gauge - 0.2mm	153-6
5446 9510	SE. Drum	55-7
5446 9516	Test Chart - OS-UA-3 - 10pcs/set	153-13
5446 9517	Test Chart - OS-UA-3 - 100pcs/set	153-13
5446 9520	Hot Roller Stripper - 10pcs/set	61-51
5446 9610	Corona Current Measuring Shoe	153-12
5447 2769	Stepped Screw	81-25
5447 3200	Bushing - 6mm	45-51
5447 4229	Sleeve - Oil Pump	59-4
5447 4241	Tube Clamp	59-3
5447 4242	Oil Bottle Cap	59-38
5447 9078	Heat Resisting Grease MT-78	153-20
5840 2416	Bushing - Pinch Roller	77-49
5840 2444	Stepped Screw - Guide Plate	13-14
5840 3022	Stopper Screw - M3	61-59
5866 1077	Damper - Frame	83-32
5866 1562	Bushing - 6mm With This Flange	85-57



Parts No.	Description	Page and Index No.
5866 1677	Belt Roller Gear - 17T	27-22
5866 1677	Belt Roller Gear - 17T	29-9
5866 1862	Antistatic Brush	85-1
5875 1521	Shoulder Screw - M4	65-44
5875 2088	Shoulder Screw - M4	81-27
5875 2088	Shoulder Screw - M4	85-55
5886 1183	Pad - 0.5x12x40mm	77-17
5886 1184	Pad - 0.5x7x10mm	77-15
5886 1186	Side Guide Block	77-18
5886 1187	Guide Block	77-50
5886 1188	Plate Spring - Side Guide	77-20
5886 1189	Side Guide Bracket	77-19
5886 1192	Mylar - Spring Plate	77-11
5886 1195	Side Guide	77-14
5886 1197	Pad - 0.5x34x62mm	77-16
5886 1306	Blade Pressure Pin	77-31
5886 1307	Blade Pressure	77-7
5886 1309	Blade Pressure Spring - 500	77-30
5886 1310	Cam Follower - Entrance Mylar	77-4
5886 1311	Entrance Mylar	77-6
5886 1312	Frame Stopper Pin	77-2
5886 1313	Torsion Spring - Entrance Pressure	77-32
5886 1315	Spring - Separation Release	77-3
5886 1337	Blade Stopper	77-33
5886 1344	Plate - Separation Blade	77-21
5886 2053	Transport Arm	83-36
5886 2057	Stay - Arm Supporter	83-41
5886 2061	Shaft - Plate Spring Bridge	83-46
5886 2062	Plate Spring Bridge	83-34
5886 2065	Friction Pad	83-24
5886 2069	Plate - Brake	83-25
5886 2071	Bracket Collar	83-38
5886 2074	Arm Stopper Angle	83-33
5886 2089	Seal - 15.5x24x390mm	83-19
5886 2090	Bushing - 26x29x13mm	83-23

Parts No.	Description	Page and Index No.
5886 2097	Arm Support Shaft	83-20
5886 2105	Spring - Brake	83-27
5886 2128	Spring - Arm	83-16
5886 2135	Lower Cover Bracket	85-39
5886 2139	Harness Guard	83-14
5886 2157	Guard - Antistatic Brush	85-96
5886 2159	Side Frame	83-37
5886 2166	Front Guide	83-35
5886 2167	Guide Spacer	83-45
5886 2175	Rear Frame Bracket	83-11
5886 2190	Stopper Shaft	81-44
5886 2191	Belt Unit Stopper	81-45
5886 2192	Grip Stopper	81-46
5886 2195	Spring - Grip Stopper	81-47
5886 2333	Seal - 5x15x24mm	81-17
5886 3114	Roller Cover	83-22
5886 5301	Cover - Paper Pass Sensor	83-42
5886 5510	Photo Sensor	109-1
5894 2229	Solenoid Pin	85-20
5894 2275	Cam Spring	57-35
5894 2540	Arm Screw	85-91
5918 5701	IC - HCTL-1	107-1
5918 5702	IC - HCTL-2	107-2
5918 5711	Fiber Output Connector	107-3
5918 5711	Fiber Output Connector	87-4
5918 5712	Fiber Input Connector	107-4
5918 5712	Fiber Input Connector	87-5
5918 5722	Photo Sensor	85-70
5936 1120	Front Side Plate	77-29
5936 1125	Rear Side Plate	77-10
5936 1135	Stay - Separation Roller	77-47
5936 1136	Plate Nut - M3	77-46
5936 1141	Extraction Roller - Separation	79-37
5936 1142	Cam - Extraction Roller	79-24
5936 1143	Gear - 29T	79-22

Parts No.	Description	Page and Index No.
5936 1144	Cam - Pressure Release	79-39
5936 1145	Position Encoder	79-23
5936 1152	Shaft - Lower Pull-out Roller	79-34
5936 1153	Lower Pull-out Roller	79-44
5936 1154	Bushing - Spring Pressure	79-33
5936 1155	Bushing - 8mm	79-20
5936 1156	Pull-out Roller	79-41
5936 1157	Gear - 311	79-17
5936 1159	Front Side Spring Holder	77-36
5936 1161	Rear Side Spring Holder	79-48
5936 1162	Relay Roller Spring	77-37
5936 1162	Relay Roller Spring	79-21
5936 1163	Rear Spring - Pull-out Roller	79-49
5936 1182	Guide Plate - Paper Size Detection	79-4
5936 1210	Separation Blade Frame	77-34
5936 1216	Mylar - Entrance Guide	77-8
5936 1217	Original Detection Feeler	77-5
5936 1218	Entrance Guide - Pull-out Roller	77-28
5936 1231	Blade Bracket	77-27
5936 1234	Blade Fixing Screw	77-42
5936 1238	Separation Blade	77-26
5936 1239	Blade Holder	77-25
5936 1250	Separation Stopper Collar	77-12
5936 1310	Cam Follower	79-27
5936 1313	Spring - Cam Follower	79-47
5936 1315	Idler Gear - 29T	79-18
5936 1316	Bracket - Separation Unit Drive	79-16
5936 1317	Coupled Gear - 29T/43T	79-19
5936 1320	Separation Motor Bracket	79-8
5936 1321	Idler Gear Shaft - Pull-out Roller	79-42
5936 1322	Idler Gear 22T	79-45
5936 1323	Shaft - Separation Unit Drive	79-12
5936 1324	Gear - 22T	79-6
5936 1324	Gear - 22T	85-63
5936 1326	Gear - 23T	79-13

Parts No.	Description	Page and Index No.
5936 1327	Spacer 13mm	79-38
5936 1328	Gear 8T	79-5
5936 1352	Indicator Bracket	79-31
5936 1412	Shaft - Separation Roller	79-36
5936 1511	Rear Cover - Separation Unit - RICOH	79-29
5936 1512	Indicator Panel - R,N,K	79-28
5936 1520	Front Cover - Separation Unit - RICOH	79-40
5936 1525	Top Cover - Separation Unit - RICOH	77-1
5936 1530	Left Cover - Separation Unit - R	79-1
5936 1540	Chassis - Controller	77-22
5936 1545	Separation Seal Bracket	77-45
5936 1550	Seal - Paper Size Detection	77-35
5936 2151	Arm Unit Bracket	83-21
5936 2160	Heat Spring	83-26
5936 2202	Rear Frame - Transport Unit	83-12
5936 2202	Rear Frame - Transport Unit	85-41
5936 2205	Left Side Shield - Transport	85-14
5936 2206	Right Side Shield - Transport	85-92
5936 2207	Harness Bracket	85-27
5936 2221	Safety SW. Bracket - Transport Unit	85-23
5936 2222	Safety Switch Plate	85-24
5936 2223	Safety SW. Feeler - Transport Unit	85-22
5936 2226	Spacer - Switch	85-26
5936 2231	Safety Switch Bracket	85-42
5936 2232	Plate Nut - Safety Switch	85-45
5936 2233	Safety Switch Actuator	85-43
5936 2240	Belt Stopper	81-1
5936 2242	Harness Guard	85-15
5936 2243	Spring - Invertor Bracket	85-94
5936 2244	Shaft - Invertor Bracket	85-95
5936 2245	Bracket - Invertor Bracket	85-93
5936 2246	Rear Bracket - Antistatic Bar	85-66
5936 2251	Front Frame - Transport Unit	81-12
5936 2251	Front Frame - Transport Unit	83-39
5936 2255	Front Bracket - Antistatic Brush	85-3

Parts No.	Description	Page and Index No.
5936 2261	Exit Roller	85-4
5936 2262	Pulley - 20T	85-34
5936 2262	Pulley - 20T	85-62
5936 2263	Busing - Exit Roller	85-80
5936 2271	Tensioner Bracket	85-16
5936 2274	Idle Pulley - 16T	85-17
5936 2275	Idle Pulley - 14T	85-76
5936 2281	Exit Roller Guide	85-2
5936 2292	Spacer - Arm	83-44
5936 2293	Arm Guide Pin	83-40
5936 2303	Bevel Gear - 20T	81-41
5936 2303	Bevel Gear - 20T	85-50
5936 2305	Bevel Gear - 41T	81-35
5936 2305	Bevel Gear - 41T	85-47
5936 2308	Transmission Bracket - Belt Drive	81-33
5936 2309	Motor Bracket	81-40
5936 2309	Motor Bracket	85-49
5936 2310	Belt Drive Shaft - 5mm	81-43
5936 2311	Belt Drive Shaft - 6mm	81-34
5936 2312	Gear - 15T	81-42
5936 2312	Gear - 15T	85-58
5936 2313	Pulley - 10T	81-4
5936 2316	Gear - 27T	81-31
5936 2317	Timing Belt - 150XL	81-29
5936 2318	Motor Support Bracket	81-36
5936 2318	Motor Support Bracket	85-46
5936 2319	Collar - Vibration Damper	79-10
5936 2319	Collar - Vibration Damper	81-38
5936 2319	Collar - Vibration Damper	85-51
5936 2320	Rubber Ring - Vibration Damper	79-43
5936 2320	Rubber Ring - Vibration Damper	81-32
5936 2320	Rubber Ring - Vibration Damper	85-82
5936 2321	Rubber Bushing - Vibration Damper	79-9
5936 2321	Rubber Bushing - Vibration Damper	81-37
5936 2321	Rubber Bushing - Vibration Damper	85-52

Parts No.	Description	Page and Index No.
5936 2402	Pressure Plate	81-18
5936 2403	Channel - Pressure Plate	81-6
5936 2404	Left Support - Belt Unit	81-23
5936 2405	Right Support - Belt Unit	81-5
5936 2421	Driven Roller Channel	81-8
5936 2425	Driven Roller - Belt	81-10
5936 2426	Tensioner Bracket	81-7
5936 2430	Spring - Tensioner	81-11
5936 2432	Transport Belt Stopper	81-13
5936 2437	Press Roller - Belt Unit	81-9
5936 2438	Bushing - Press Roller	81-3
5936 2439	Drive Roller	81-21
5936 2441	Sleeve - Drive Roller	81-48
5936 2451	Hinge - Grip	81-16
5936 2460	Original Feed Belt	81-28
5936 2470	Spring - Lift	81-2
5936 2503	Invertor Drive Shaft	85-56
5936 2506	Gear - 15T	85-59
5936 2514	Joint - Invertor Drive	85-61
5936 2516	Support Plate - Invertor Drive	85-79
5936 2518	Idle Gear - 22T	85-60
5936 2524	Exit Drive Shaft	85-78
5936 2525	Timing Belt - 123xL	85-19
5936 2531	Pull-out Roller	85-69
5936 2532	Pulley - 16T	85-36
5936 2542	Turn Pulley	85-74
5936 2543	Shaft - Turn Pulley	85-73
5936 2544	Pulley - 35T	85-37
5936 2545	Flange - Pulley 35T	85-38
5936 2551	Invertor Roller Ass'y	85-5
5936 2553	Collar - Invertor Roller	85-6
5936 2556	Parallel Pin - 3x10mm	85-88
5936 2561	Intermediate Guide - Upper	85-8
5936 2562	Intermediate Guide - Lower	85-10
5936 2563	Channel - Intermediate Guide	85-9

Parts No.	Description	Page and Index No.
5936 2565	Timing Belt - 155xL	85-28
5936 2567	Timing Pulley - 16T	85-35
5936 2571	Idle Pulley - Belt Tensioner	85-18
5936 2572	Belt Tensioner Bracket	85-32
5936 2575	Spring - Belt Tensioner	85-33
5936 2581	Entrance Guide - Original Invertor	85-12
5936 2582	Lower Exit Guide - Original Invertor	85-67
5936 2583	Channel - Entrance Guide	85-13
5936 2585	Entrance Guide Pin	85-75
5936 2591	Guide - Original Invertor Exit	85-81
5936 2592	Mylar Guide - Invertor Exit	85-84
5936 2601	Exit Guide - Original Invertor	85-86
5936 2602	Base Plate - Original Invertor	85-72
5936 2605	Invertor Exit Roller	85-71
5936 2611	Original Invertor Gate	85-68
5936 2612	Invertor Gate Lever	85-30
5936 2615	Invertor Gate Link	85-29
5936 2617	Spring - Invertor Gate	85-31
5936 2711	Original Invertor Cover - RICOH	83-1
5936 2713	Mylar Seal - 0.05x40x40mm	85-87
5936 2720	Invertor Reverse Roller	83-8
5936 2722	Channel - Exit Guide	83-7
5936 2723	Reverse Guide - Invertor Exit	83-9
5936 2730	Guide Roller Ass'y - Invertor Cover	83-6
5936 2740	Wire - Invertor Cover	83-3
5936 2750	Front Captive Plate - Invertor	83-5
5936 2751	Rear Captive Plate - Invertor	83-47
5936 2752	Nut Plate - Captive Plate	83-48
5936 2760	Rear Cover - Transport Unit	85-40
5936 2771	Magnet - Invertor Cover	85-53
5936 2772	Magnet Holder Plate	85-64
5936 2773	Magnet Holder Shaft	85-65
5936 2781	Left Plate - Arm Lift	83-31
5936 2783	Right Plate - Arm Lift	83-30
5936 2786	Lift Support Bracket	83-17

Parts No.	Description	Page and Index No.
5936 2787	Guide Shaft	83-15
5936 2788	Spring Holder	83-49
5936 2790	Spring - Arm Lift	83-29
5936 2791	Lift Arm Shaft	83-18
5936 2800	Top Cover - Transport Unit - RICOH	83-10
5936 2810	Grip - Tmasport Unit Cover - RICOH	81-14
5936 2911	Transport Entrance Guide	11-59
5936 5102	Size/Regisration Sensor PCB - 115V	109-*
5936 5102	Original Size Sensor Board - 115V	79-2
5936 5103	Size/Regisration Sensor PCB - 220/240V	109-*
5936 5103	Original Size Sensor Board - 220/240V	79-2
5936 5110	Exit Sensor Board	83-43
5936 5201	DF Main P.C.B.	107-*
5936 5201	Main Control Board	77-23
5936 5211	CPU1 - Main Control (HM482764G-3	107-5
5936 5221	CPU2 - Main Control (HM482764G-3)	107-6
5936 5231	Indicator Board	79-30
5936 5311	Separation Harness - 1	141-1
5936 5311	Separation Harness - 1	145-1
5936 5311	Separation Harness	73-35
5936 5311	Separation Harness	77-13
5936 5311	Separation Harness	79-3
5936 5312	Motor Harness	141-2
5936 5312	Motor Harness	143-1
5936 5312	Motor Harness	73-37
5936 5312	Motor Harness	77-41
5936 5313	Transport Harness	141-3
5936 5313	Transport Harness	149-1
5936 5313	Transport Unit Harness	83-13
5936 5314	Power Supply Harness	141-4
5936 5314	Power Supply Harness	151-3
5936 5314	Power Supply Harness	73-36
5936 5314	Power Supply Harness	77-40
5936 5315	Invertor Entrance Harness	141-5
5936 5315	Invertor Entrance Harness	151-2

Parts No.	Description	Page and Index No.
5936 5315	Invertor Entrance Relay Harness	85-11
5936 5316	Invertor Registration Harness - (115V)	141-6
5936 5316	Invertor Registration Harness - (115V)	151-1
5936 5317	Separation Harness - 2	141-7
5936 5317	Separation Harness - 2	147-1
5936 5318	Grounding Wire	79-25
5936 5318	Grounding Wire	85-77
5936 5321	Optic Fiber Cable - Signal	77-38
5936 5327	Invertor Registration Harness	141-6
5936 5327	Invertor Registration Harness	151-1
5936 5331	Invertor Solenoid	85-21
5936 5341	Safety Switch - Transprot Unit	85-25
5936 5345	Safety Switch - Invertor Unit	85-44
5936 5347	Thin Original Feed Switch - 115V	77-39
5936 5348	Thin Original Feed Switch - 220/240V	77-39
5936 5501	Transport Drive Motor - DC 21W	79-14
5936 5501	Transport Drive Motor - DC 21W	81-39
5936 5501	Transport Drive Motor - DC 21W	85-48
5936 7001	Paper Feed Table - America	77-24
5936 7001	Feed-in Table - LT	79-32
5936 7101	Paper Feed Table - 220/240V	77-24
5936 7101	Feed-in Table - A4	79-32
5936 7901	Decal - English	77-43
5936 9101	Separation Roller - 4pcs/set	79-35
5936 9102	Turn Roller Ring (8pcs/set)	85-83
5936 9103	Invertor Roller Ring (22pcs/set)	85-7
5937 4911	Cable Connector Bracket	25-20
5937 4912	Cable Connector Clamp	25-11
5937 5770	Fiber Cable - Signal	25-8
5938 2630	Pad - Open Section	69-20
6754 3278	Stepped Screw - M4	43-28
6813 5101	Timer P.C.B.	69-2
6815 5101	Timer P.C.B.	99-*
6815 5110	ROM 1 - A4 English	105-1
6815 5111	ROM 2 - A4 English	105-2

Parts No.	Description	Page and Index No.
6815 5112	ROM 3 - A4 English	105-3
6815 5113	ROM 4 - A4 English	105-4
6815 5114	ROM 5 - A4 English	105-5
6815 5115	ROM 6 - A4 English	105-6
6815 5116	ROM 7 - A4 English	105-7
6815 5118	ROM 9 - A4 English	105-8
6815 5119	ROM 10 - A4 English	105-9
6815 5120	ROM 11 - A4 English	105-10
6815 5121	ROM 12 - A4 English	105-11
6815 5310	ROM 1 - German	105-1
6815 5311	ROM 2 - German	105-2
6815 5312	ROM 3 - German	105-3
6815 5313	ROM 4 - German	105-4
6815 5314	ROM 5 - German	105-5
6815 5315	ROM 6 - German	105-6
6815 5316	ROM 7 - German	105-7
6815 5318	ROM 9 - German	105-8
6815 5319	ROM 10 - German	105-9
6815 5320	ROM 11 - German	105-10
6815 5321	ROM 12 - German	105-11
6815 5510	ROM 1 - French	105-1
6815 5511	ROM 2 - French	105-2
6815 5512	ROM 3 - French	105-3
6815 5513	ROM 4 - French	105-4
6815 5514	ROM 5 - French	105-5
6815 5515	ROM 6 - French	105-6
6815 5516	ROM 7 - French	105-7
6815 5518	ROM 9 - French	105-8
6815 5519	ROM 10 - French	105-9
6815 5520	ROM 11 - French	105-10
6815 5521	ROM 12 - French	105-11
6815 5710	ROM 1 - Italian	105-1
6815 5711	ROM 2 - Italian	105-2
6815 5712	ROM 3 - Italian	105-3
6815 5713	ROM 4 - Italian	105-4

Parts No.	Description	Page and Index No.
6815 5714	ROM 5 - Italian	105-5
6815 5715	ROM 6 - Italian	105-6
6815 5716	ROM 7 - Italian	105-7
6815 5718	ROM 9 - Italian	105-8
6815 5719	ROM 10 - Italian	105-9
6815 5720	ROM 11 - Italian	105-10
6815 5721	ROM 12 - Italian	105-11

Parts No.	Description	Page and Index No.
0312 5040W	Philips Pan Head Screw - M2.5x4	53-115
0313 0040W	Philips Pan Head Screw - M3x4	77-101
0313 0040W	Philips Pan Head Screw - M3x4	79-101
0313 0040W	Philips Pan Head Screw - M3x4	81-101
0313 0040W	Philips Pan Head Screw - M3x4	83-101
0313 0040W	Philips Pan Head Screw - M3x4	85-101
0313 0050W	Philips Pan Head Screw - M3x5	19-113
0313 0050W	Philips Pan Head Screw - M3x5	27-108
0313 0050W	Philips Pan Head Screw - M3x5	35-108
0313 0050W	Philips Pan Head Screw - M3x5	63-112
0313 0050W	Philips Pan Head Screw - M3x5	73-105
0313 0060G	Philips Pan Head Screw - M3x6	45-104
0313 0060M	Philips Pan Head Screw - M3x6	79-121
0313 0060W	Philips Pan Head Screw - M3x6	107-161
0313 0060W	Philips Pan Head Screw - M3x6	25-107
0313 0060W	Philips Pan Head Screw - M3x6	53-108
0313 0060W	Philips Pan Head Screw - M3x6	77-102
0313 0060W	Philips Pan Head Screw - M3x6	79-102
0313 0060W	Philips Pan Head Screw - M3x6	81-102
0313 0060W	Philips Pan Head Screw - M3x6	83-102
0313 0060W	Philips Pan Head Screw - M3x6	85-102
0313 0080W	Philips Pan Head Screw - M3x8	63-109
0313 0080W	Philips Pan Head Screw - M3x8	77-103
0313 0080W	Philips Pan Head Screw - M3x8	79-103
0313 0080W	Philips Pan Head Screw - M3x8	79-118
0313 0080W	Philips Pan Head Screw - M3x8	81-103
0313 0080W	Philips Pan Head Screw - M3x8	83-103
0313 0080W	Philips Pan Head Screw - M3x8	85-103
0313 0100W	Philips Pan Head Screw - M3x10	45-103
0313 0100W	Philips Pan Head Screw - M3x10	61-105
0313 0120W	Philips Pan Head Screw - M3x12	77-114
0313 0120W	Philips Pan Head Screw - M3x12	77-116
0313 0300W	Philips Pan Head Screw - M3x30	47-120
0313 0350W	Philips Pan Head Screw - M3x35 (220V)	85-129
0314 0040W	Philips Pan Head Screw - M4x4	11-107

Parts No.	Description	Page and Index No.
0314 0040W	Philips Pan Head Screw - M4x4	77-104
0314 0040W	Philips Pan Head Screw - M4x4	79-104
0314 0040W	Philips Pan Head Screw - M4x4	81-104
0314 0040W	Philips Pan Head Screw - M4x4	83-104
0314 0040W	Philips Pan Head Screw - M4x4	85-104
0314 0050W	Philips Pan Head Screw - M4x5	35-109
0314 0050W	Philips Pan Head Screw - M4x5	73-108
0314 0050W	Philips Pan Head Screw - M4x5	81-113
0314 0050W	Philips Pan Head Screw - M4x5	83-118
0314 0060	Philips Pan Head Screw - M4x6	79-105
0314 0060M	Philips Pan Head Screw - M4x6	81-122
0314 0060M	Philips Pan Head Screw - M4x6	85-117
0314 0060W	Philips Pan Head Screw - M4x6	11-101
0314 0060W	Philips Pan Head Screw - M4x6	13-112
0314 0060W	Philips Pan Head Screw - M4x6	15-101
0314 0060W	Philips Pan Head Screw - M4x6	17-106
0314 0060W	Philips Pan Head Screw - M4x6	19-112
0314 0060W	Philips Pan Head Screw - M4x6	21-109
0314 0060W	Philips Pan Head Screw - M4x6	23-109
0314 0060W	Philips Pan Head Screw - M4x6	25-102
0314 0060W	Philips Pan Head Screw - M4x6	25-108
0314 0060W	Philips Pan Head Screw - M4x6	27-101
0314 0060W	Philips Pan Head Screw - M4x6	31-106
0314 0060W	Philips Pan Head Screw - M4x6	33-109
0314 0060W	Philips Pan Head Screw - M4x6	35-110
0314 0060W	Philips Pan Head Screw - M4x6	43-110
0314 0060W	Philips Pan Head Screw - M4x6	49-101
0314 0060W	Philips Pan Head Screw - M4x6	51-104
0314 0060W	Philips Pan Head Screw - M4x6	53-101
0314 0060W	Philips Pan Head Screw - M4x6	57-105
0314 0060W	Philips Pan Head Screw - M4x6	65-103
0314 0060W	Philips Pan Head Screw - M4x6	71-104
0314 0060W	Philips Pan Head Screw - M4x6	73-102
0314 0060W	Philips Pan Head Screw - M4x6	77-105
0314 0060W	Philips Pan Head Screw - M4x6	81-105

Parts No.	Description	Page and Index No.
0314 0060W	Philips Pan Head Screw - M4x6	83-105
0314 0060W	Philips Pan Head Screw - M4x6	85-105
0314 0080M	Philips Pan Head Screw - M4x8	45-121
0314 0080M	Philips Pan Head Screw - M4x8	47-109
0314 0080M	Philips Pan Head Screw - M4x8	51-107
0314 0080M	Philips Pan Head Screw - M4x8	71-111
0314 0080M	Philips Pan Head Screw - M4x8	73-112
0314 0080W	Philips Pan Head Screw - M4x8	11-108
0314 0080W	Philips Pan Head Screw - M4x8	37-104
0314 0080W	Philips Pan Head Screw - M4x8	53-116
0314 0080W	Philips Pan Head Screw - M4x8	77-106
0314 0080W	Philips Pan Head Screw - M4x8	79-106
0314 0080W	Philips Pan Head Screw - M4x8	81-106
0314 0080W	Philips Pan Head Screw - M4x8	83-106
0314 0080W	Philips Pan Head Screw - M4x8	85-106
0314 0100W	Philips Pan Head Screw - M4x10	11-110
0314 0100W	Philips Pan Head Screw - M4x10	19-124
0314 0100W	Philips Pan Head Screw - M4x10	21-114
0314 0100W	Philips Pan Head Screw - M4x10	21-121
0314 0100W	Philips Pan Head Screw - M4x10	23-114
0314 0100W	Philips Pan Head Screw - M4x10	23-121
0314 0100W	Philips Pan Head Screw - M4x10	27-111
0314 0100W	Philips Pan Head Screw - M4x10	29-108
0314 0100W	Philips Pan Head Screw - M4x10	31-110
0314 0100W	Philips Pan Head Screw - M4x10	35-105
0314 0100W	Philips Pan Head Screw - M4x10	45-122
0314 0100W	Philips Pan Head Screw - M4x10	47-107
0314 0100W	Philips Pan Head Screw - M4x10	51-116
0314 0100W	Philips Pan Head Screw - M4x10	55-103
0314 0100W	Philips Pan Head Screw - M4x10	59-105
0314 0120W	Philips Pan Head Screw - M4x12	43-111
0314 0120W	Philips Pan Head Screw - M4x12	45-117
0314 0120W	Philips Pan Head Screw - M4x12	79-113
0314 0140M	Philips Pan Head Screw - M4x14	45-113
0314 0140W	Philips Pan Head Screw - M4x14	11-105

Parts No.	Description	Page and Index No.
0314 0140W	Philips Pan Head Screw - M4x14	43-106
0314 0140W	Philips Pan Head Screw - M4x14	45-111
0314 0140W	Philips Pan Head Screw - M4x14	57-112
0314 0140W	Philips Pan Head Screw - M4x14	61-111
0314 0150W	Philips Pan Head Screw - M4x15	77-122
0314 0160W	Philips Pan Head Screw - M4x16	15-105
0314 0200W	Philips Pan Head Screw - M4x20	15-107
0314 0200W	Philips Pan Head Screw - M4x20	17-110
0314 0250W	Philips Pan Head Screw - M4x25	63-105
0314 0350W	Philips Pan Head Screw - M4x35	51-112
0314 0450W	Philips Pan Head Screw - M4x45	47-102
0314 0450W	Philips Pan Head Screw - M4x45	69-105
0314 0550W	Philips Pan Head Screw - M4x55	83-114
0315 0080W	Philips Pan Head Screw - M5x8	21-123
0315 0080W	Philips Pan Head Screw - M5x8	23-123
0315 0080W	Philips Pan Head Screw - M5x8	47-111
0315 0100W	Philips Pan Head Screw - M5x10	19-104
0323 0060W	Philips Sunken Head Screw - M3x6	107-162
0323 0060W	Philips Sunken Head Screw - M3x6	77-107
0323 0060W	Philips Sunken Head Screw - M3x6	79-107
0323 0060W	Philips Sunken Head Screw - M3x6	81-107
0323 0060W	Philips Sunken Head Screw - M3x6	81-115
0323 0060W	Philips Sunken Head Screw - M3x6	83-107
0323 0060W	Philips Sunken Head Screw - M3x6	83-119
0323 0060W	Philips Sunken Head Screw - M3x6	85-120
0323 0080W	Philips Sunken Head Screw - M3x8	13-114
0323 0080W	Philips Sunken Head Screw - M3x8	77-118
0323 0080W	Philips Sunken Head Screw - M3x8	79-120
0323 0080W	Philips Sunken Head Screw - M3x8	81-119
0323 0080W	Philips Sunken Head Screw - M3x8	83-124
0323 0080W	Philips Sunken Head Screw - M3x8	85-116
0324 0060W	Philips Sunken Head Screw - M4x6	53-111
0324 0060W	Philips Sunken Head Screw - M4x6	77-108
0324 0060W	Philips Sunken Head Screw - M4x6	79-108
0324 0060W	Philips Sunken Head Screw - M4x6	81-108

Parts No.	Description	Page and Index No.
0324 0060W	Philips Sunken Head Screw - M4x6	83-108
0324 0060W	Philips Sunken Head Screw - M4x6	85-108
0324 0080W	Philips Sunken Head Screw - M4x8	11-112
0324 0080W	Philips Sunken Head Screw - M4x8	61-108
0324 0080W	Philips Sunken Head Screw - M4x8	63-117
0324 0080W	Philips Sunken Head Screw - M4x8	83-116
0324 0100F	Philips Sunken Head Screw - M4x10	11-104
0344 0060D	Philips Truss Head Screw - M4x6	21-101
0344 0060D	Philips Truss Head Screw - M4x6	23-101
0344 0060F	Philips Truss Head Screw - M4x6	77-113
0344 0060F	Philips Truss Head Screw - M4x6	79-127
0344 0080D	Philips Truss Head Screw - M4x8	61-102
0344 0080D	Philips Truss Head Screw - M4x8	63-101
0344 0080D	Philips Truss Head Screw - M4x8	83-122
0344 0080F	Philips Truss Head Screw - M4x8	11-102
0344 0080F	Philips Truss Head Screw - M4x8	69-104
0344 0160F	Tapping Truss Head Screw - M4x16	11-103
0353 0060F	Philips Truss Head Screw - M3x6	83-123
0354 0060W	Philips Truss Head Screw - M4x6	35-114
0354 0060W	Philips Truss Head Screw - M4x6	61-116
0354 0100W	Philips Pan Head Screw - M4x10	11-109
0434 0080W	Tapping Screw - M4x8	11-113
0434 0080W	Tapping Screw - M4x8	13-104
0434 0080W	Tapping Screw - M4x8	17-111
0434 0080W	Tapping Screw - M4x8	19-101
0434 0080W	Tapping Screw - M4x8	21-115
0434 0080W	Tapping Screw - M4x8	23-115
0434 0080W	Tapping Screw - M4x8	25-101
0434 0080W	Tapping Screw - M4x8	27-102
0434 0080W	Tapping Screw - M4x8	29-101
0434 0080W	Tapping Screw - M4x8	31-107
0434 0080W	Tapping Screw - M4x8	33-101
0434 0080W	Tapping Screw - M4x8	35-101
0434 0080W	Tapping Screw - M4x8	37-101
0434 0080W	Tapping Screw - M4x8	39-103



Parts No.	Description	Page and Index No.
0434 0080W	Tapping Screw - M4x8	41-101
0434 0080W	Tapping Screw - M4x8	43-102
0434 0080W	Tapping Screw - M4x8	45-101
0434 0080W	Tapping Screw - M4x8	47-101
0434 0080W	Tapping Screw - M4x8	49-106
0434 0080W	Tapping Screw - M4x8	51-101
0434 0080W	Tapping Screw - M4x8	53-103
0434 0080W	Tapping Screw - M4x8	55-102
0434 0080W	Tapping Screw - M4x8	57-107
0434 0080W	Tapping Screw - M4x8	59-102
0434 0080W	Tapping Screw - M4x8	61-101
0434 0080W	Tapping Screw - M4x8	63-102
0434 0080W	Tapping Screw - M4x8	65-102
0434 0080W	Tapping Screw - M4x8	67-102
0434 0080W	Tapping Screw - M4x8	67-111
0434 0080W	Tapping Screw - M4x8	69-103
0434 0080W	Tapping Screw - M4x8	71-109
0434 0080W	Tapping Screw - M4x8	71-116
0434 0080W	Tapping Screw - M4x8	73-104
0434 0140W	Tapping Screw - M4x14	57-104
0535 0200E	Hexagon Headless Set Screw - M5x20	67-117
0573 0030E	Hexagon Headless Set Screw - M3x3	53-107
0573 0030E	Hexagon Headless Set Screw - M3x3	81-118
0573 0030E	Hexagon Headless Set Screw - M3x3	85-114
0574 0040E	Hexagon Headless Set Screw - M4x4	79-124
0574 0050E	Hexagon Headless Set Screw - M4x5	19-102
0574 0050E	Hexagon Headless Set Screw - M4x5	27-106
0574 0050E	Hexagon Headless Set Screw - M4x5	29-102
0574 0050E	Hexagon Headless Set Screw - M4x5	35-103
0574 0050E	Hexagon Headless Set Screw - M4x5	51-117
0574 0050E	Hexagon Headless Set Screw - M4x5	57-109
0574 0050E	Hexagon Headless Set Screw - M4x5	63-111
0574 0050E	Hexagon Headless Set Screw - M4x5	81-117
0574 0050E	Hexagon Headless Set Screw - M4x5	85-115
0575 0050E	Hexagon Headless Set Screw - M5x5	19-117

Parts No.	Description	Page and Index No.
0575 0050E	Hexagon Headless Set Screw - M5x5	21-110
0575 0050E	Hexagon Headless Set Screw - M5x5	23-110
0575 0050E	Hexagon Headless Set Screw - M5x5	43-112
0575 0050E	Hexagon Headless Set Screw - M5x5	47-108
0575 0050E	Hexagon Headless Set Screw - M5x5	67-108
0575 0060E	Hexagon Headless Set Screw - M5x6	67-105
0575 0080E	Hexagon Headless Set Screw - M5x8	17-107
0576 0060E	Hexagon Headless Set Screw - M6x6	19-122
0584 0200W	Bolt - M4x20	59-106
0584 0200W	Bolt - M4x20	59-114
0585 0100W	Bolt - M5x10	47-114
0594 0080E	Bolt - M4x8mm	15-103
0594 0080E	Bolt - M4x8mm	17-103
0594 0080E	Bolt - M4x8mm	67-115
0632 0080	Parallel Pin - M2x8	81-123
0632 0080	Parallel Pin - M2x8	85-130
0632 0100	Parallel Pin - M2x10	79-125
0632 0100	Parallel Pin - M2x10	81-125
0632 0100	Parallel Pin - M2x10	85-118
0632 0120	Parallel Pin - M2x12	79-117
0633 0120	Parallel Pin - M3x12	85-113
0700 0030B	Flat Washer - M3	73-118
0700 0040W	Flat Washer - M4	17-101
0700 0040W	Flat Washer - M4	61-114
0701 0040W	Flat Washer - M4	81-114
0701 0050E	Flat Washer - M5	47-115
0704 0040C	Toothed Washer - M4	79-122
0706 0040	Toothed Washer - M4	71-112
0710 0030B	Hexagon Nut - M3	73-117
0710 0040W	Hexagon Nut - M4	59-107
0710 0040W	Hexagon Nut - M4	77-123
0710 0040W	Hexagon Nut - M4	83-115
0710 0050W	Hexagon Nut - M5	19-120
0710 0050W	Hexagon Nut - M5	67-107
0712 0030M	Hexagon Nut - M3	61-113

Parts No.	Description	Page and Index No.
0720 0025E	Retaining Ring - M2.5	85-127
0720 0030E	Retaining Ring - M3	13-107
0720 0030E	Retaining Ring - M3	15-102
0720 0030E	Retaining Ring - M3	17-102
0720 0030E	Retaining Ring - M3	21-105
0720 0030E	Retaining Ring - M3	23-105
0720 0030E	Retaining Ring - M3	29-109
0720 0030E	Retaining Ring - M3	31-101
0720 0030E	Retaining Ring - M3	37-109
0720 0030E	Retaining Ring - M3	43-114
0720 0030E	Retaining Ring - M3	49-109
0720 0030E	Retaining Ring - M3	55-108
0720 0030E	Retaining Ring - M3	57-108
0720 0030E	Retaining Ring - M3	59-104
0720 0030E	Retaining Ring - M3	59-110
0720 0030E	Retaining Ring - M3	61-104
0720 0030E	Retaining Ring - M3	63-106
0720 0030E	Retaining Ring - M3	63-110
0720 0030E	Retaining Ring - M3	77-109
0720 0030E	Retaining Ring - M3	79-109
0720 0030E	Retaining Ring - M3	81-109
0720 0030E	Retaining Ring - M3	85-109
0720 0030E	Retaining Ring - M3	83-109
0720 0040E	Retaining Ring - M4	13-101
0720 0040E	Retaining Ring - M4	15-108
0720 0040E	Retaining Ring - M4	17-104
0720 0040E	Retaining Ring - M4	17-112
0720 0040E	Retaining Ring - M4	19-107
0720 0040E	Retaining Ring - M4	21-106
0720 0040E	Retaining Ring - M4	23-106
0720 0040E	Retaining Ring - M4	25-106
0720 0040E	Retaining Ring - M4	27-109
0720 0040E	Retaining Ring - M4	29-103
0720 0040E	Retaining Ring - M4	31-102
0720 0040E	Retaining Ring - M4	33-103

Parts No.	Description	Page and Index No.
0720 0040E	Retaining Ring - M4	35-104
0720 0040E	Retaining Ring - M4	39-105
0720 0040E	Retaining Ring - M4	43-108
0720 0040E	Retaining Ring - M4	45-114
0720 0040E	Retaining Ring - M4	51-110
0720 0040E	Retaining Ring - M4	53-109
0720 0040E	Retaining Ring - M4	57-102
0720 0040E	Retaining Ring - M4	59-101
0720 0040E	Retaining Ring - M4	63-103
0720 0040E	Retaining Ring - M4	65-101
0720 0040E	Retaining Ring - M4	67-113
0720 0040E	Retaining Ring - M4	71-102
0720 0040E	Retaining Ring - M4	77-110
0720 0040E	Retaining Ring - M4	79-110
0720 0040E	Retaining Ring - M4	81-110
0720 0040E	Retaining Ring - M4	83-110
0720 0040E	Retaining Ring - M4	85-110
0720 0050E	Retaining Ring - M5	53-110
0720 0050E	Retaining Ring - M5	67-114
0720 0050E	Retaining Ring - M5	77-111
0720 0050E	Retaining Ring - M5	79-111
0720 0050E	Retaining Ring - M5	81-111
0720 0050E	Retaining Ring - M5	83-111
0720 0050E	Retaining Ring - M5	85-111
0720 0060E	Retaining Ring - M6	13-106
0720 0060E	Retaining Ring - M6	19-118
0720 0060E	Retaining Ring - M6	21-102
0720 0060E	Retaining Ring - M6	23-102
0720 0060E	Retaining Ring - M6	25-104
0720 0060E	Retaining Ring - M6	27-110
0720 0060E	Retaining Ring - M6	29-104
0720 0060E	Retaining Ring - M6	31-109
0720 0060E	Retaining Ring - M6	33-107
0720 0060E	Retaining Ring - M6	35-102
0720 0060E	Retaining Ring - M6	39-101

Parts No.	Description	Page and Index No.
0720 0060E	Retaining Ring - M6	43-103
0720 0060E	Retaining Ring - M6	45-118
0720 0060E	Retaining Ring - M6	47-105
0720 0060E	Retaining Ring - M6	49-108
0720 0060E	Retaining Ring - M6	51-103
0720 0060E	Retaining Ring - M6	57-101
0720 0060E	Retaining Ring - M6	59-108
0720 0060E	Retaining Ring - M6	61-112
0720 0060E	Retaining Ring - M6	63-104
0720 0060E	Retaining Ring - M6	65-105
0720 0060E	Retaining Ring - M6	67-112
0720 0060E	Retaining Ring - M6	77-112
0720 0060E	Retaining Ring - M6	79-112
0720 0060E	Retaining Ring - M6	81-112
0720 0060E	Retaining Ring - M6	83-112
0720 0060E	Retaining Ring - M6	85-112
0720 0070E	Retaining Ring - M7	51-106
0720 0070E	Retaining Ring - M7	79-126
0720 0080E	Retaining Ring - M8	19-110
0720 0080E	Retaining Ring - M8	37-102
0720 0080E	Retaining Ring - M8	47-117
0720 0080E	Retaining Ring - M8	51-105
0720 0080E	Retaining Ring - M8	59-111
0720 0100E	Retaining Ring - M10	59-103
0725 0120E	Retaining Ring C - M12	31-104
0725 0150E	Retaining Ring C - M15	45-120
0725 0200E	Retaining Ring C - M20	55-104
0725 0300E	Retaining Ring C - M30	61-107
0740 3505	Bearing	17-113
0740 3906	Bearing	57-113
0741 3005	Ball Bearing - 5x14x5mm	81-116
0741 3005	Ball Bearing - 5x14x5mm	81-120
0741 3005	Ball Bearing - 5x14x5mm	85-119
0741 3505	Ball Bearing - 5x10x4mm	85-124
0741 3808	Ball Bearing - 8x16x5mm	79-116

Parts No.	Description	Page and Index No.
0741 3808	Ball Bearing - 8x16x5mm	81-124
0741 3905	Ball Bearing - 5x13x14mm	79-119
0741 3906	Busing - 6mm	81-121
0741 3906	Busing - 6mm	85-125
0742 3210	Ball Bearing - 10x30x9mm	67-109
0742 3808	Ball Bearing - 8x16mm	85-122
0742 3906	Ball Bearing - 6mm	79-114
0801 1185	Philips Truss Head Screw - M4x8	11-111
0801 1185	Philips Truss Head Screw - M4x8	25-110
0801 1239	Screw - Inner Cover	29-105
0801 1239	Screw - Inner Cover	43-101
0801 1239	Screw - Inner Cover	49-110
0801 1239	Screw - Inner Cover	55-109
0802 5060	Tapping Screw - M4x12	21-112
0802 5060	Tapping Screw - M4x12	23-112
0803 0018	Knob Screw	17-105
0803 0018	Knob Screw	37-108
0803 0020	Stepped Screw	19-103
0803 0020	Stepped Screw	53-104
0803 0028	Brass Screw	67-104
0804 6074	Hexagon Bolt - M4x8	19-115
0804 6089	Screw - M4x8	61-115
0805 0070	Retaining Ring C - M8	55-107
0805 3033	Ball Bearing - 4x8x3mm	17-108
0805 3041	Ball Bearing - 5x10x4mm	59-109
0805 3058	Ball Bearing - 8x16x4mm	43-105
0805 3069	Ball Bearing - 4x14x5mm	19-119
0805 3087	Ball Bearing - 10x26x8mm	67-116
0805 3109	Ball Bearing - 10x19x7mm	19-111
0805 3204	Ball Bearing - 8x16x5mm	49-107
0805 3270	Ball Bearing - 8x16x5mm	25-105
0805 3291	Ball Bearing - 8x16x5mm	19-116
0805 3291	Ball Bearing - 8x16x5mm	27-107
0805 3291	Ball Bearing - 8x16x5mm	39-102
0805 3291	Ball Bearing - 8x16x5mm	47-106

Parts No.	Description	Page and Index No.
0805 3291	Ball Bearing - 8x16x5mm	51-102
0805 3291	Ball Bearing - 8x16x5mm	63-113
0805 3291	Ball Bearing - 8x16x5mm	65-106
0805 3300	Ball Bearing - 8x22x7mm	67-106
0805 3304	Bushing - 8x16x5mm	29-106
0805 3304	Bushing - 8x16x5mm	31-108
0805 3307	Ball Bearing - 8x14x4mm	47-104
0805 3307	Ball Bearing - 8x14x4mm	47-112
0805 3370	Ball Bearing - 6x19x6mm	43-113
0805 3370	Ball Bearing - 6x19x6mm	45-115
0805 3371	Ball Bearing - 8x22x7mm	43-104
0805 3371	Ball Bearing - 8x22x7mm	45-116
0805 3372	Ball Bearing - 15x32x9mm	45-119
0805 3407	Bushing - 4x9x4mm	31-103
0807 4005	Washer - 5.1x8x0.2mm	13-102
0807 4005	Washer - 5.1x8x0.2mm	13-110
0807 5011	Washer - 8.1x14x0.5mm	21-103
0807 5011	Washer - 8.1x14x0.5mm	23-103
0807 5073	Washer - 10.3x20x1mm	47-118
0807 7096	Washer - 15.4x21x0.5mm	45-123
0808 0001	O Ring - 13.8mm	57-110
0910 0044	Hook Link Chain - 44P	57-111
0916 0064	Bushed Roller Chain - 64P	63-116
0916 0086	Bushed Roller Chain - 86P	65-107
0916 0148	Bushed Roller Chain - 148P	39-104
0930 0400	Parallel Key	21-122
0930 0400	Parallel Key	23-122
0930 0403	Parallel Key	47-116
0930 0404	Parallel Key	47-113
0930 0404	Parallel Key	61-110
0930 0406	Parallel Key	67-119
0950 3006M	Philips Screw With Lock Washer - M3x6	61-106
0950 3014B	Philips Screw With Lock Washer - M3x14	73-116
0951 3005W	Philips Screw With Flat Washer - M3x5	43-109
0951 3006W	Philips Screw With Flat Washer - M3x6	13-113

Parts No.	Description	Page and Index No.
0951 3006W	Philips Screw With Flat Washer - M3x6	49-104
0951 3006W	Philips Screw With Flat Washer - M3x6	53-105
0951 3006W	Philips Screw With Flat Washer - M3x6	57-106
0951 3006W	Philips Screw With Flat Washer - M3x6	65-104
0951 3006W	Philips Screw With Flat Washer - M3x6	77-117
0951 3006W	Philips Screw With Flat Washer - M3x6	79-115
0951 3006W	Philips Screw With Flat Washer - M3x6	79-123
0951 3008W	Philips Screw With Flat Washer - M3x8	35-106
0951 3008W	Philips Screw With Flat Washer - M3x8	51-113
0951 4006W	Philips Screw With Flat Washer - M4x6	15-106
0951 4006W	Philips Screw With Flat Washer - M4x6	17-109
0951 4006W	Philips Screw With Flat Washer - M4x6	19-105
0951 4006W	Philips Screw With Flat Washer - M4x6	21-107
0951 4006W	Philips Screw With Flat Washer - M4x6	23-107
0951 4006W	Philips Screw With Flat Washer - M4x6	49-103
0951 4006W	Philips Screw With Flat Washer - M4x6	53-106
0951 4006W	Philips Screw With Flat Washer - M4x6	85-126
0951 4008W	Philips Screw With Flat Washer - M4x8	11-106
0951 4008W	Philips Screw With Flat Washer - M4x8	15-104
0951 4008W	Philips Screw With Flat Washer - M4x8	19-108
0951 4008W	Philips Screw With Flat Washer - M4x8	21-104
0951 4008W	Philips Screw With Flat Washer - M4x8	21-124
0951 4008W	Philips Screw With Flat Washer - M4x8	23-104
0951 4008W	Philips Screw With Flat Washer - M4x8	23-124
0951 4008W	Philips Screw With Flat Washer - M4x8	33-106
0951 4008W	Philips Screw With Flat Washer - M4x8	37-103
0951 4008W	Philips Screw With Flat Washer - M4x8	39-106
0951 4008W	Philips Screw With Flat Washer - M4x8	43-107
0951 4008W	Philips Screw With Flat Washer - M4x8	45-112
0951 4008W	Philips Screw With Flat Washer - M4x8	47-103
0951 4008W	Philips Screw With Flat Washer - M4x8	49-105
0951 4008W	Philips Screw With Flat Washer - M4x8	55-106
0951 4008W	Philips Screw With Flat Washer - M4x8	61-109
0951 4008W	Philips Screw With Flat Washer - M4x8	67-101
0951 4008W	Philips Screw With Flat Washer - M4x8	69-101

Parts No.	Description	Page and Index No.
0951 4008W	Philips Screw With Flat Washer - M4x8	73-111
0951 4008W	Philips Screw With Flat Washer - M4x8	83-117
0951 4008W	Philips Screw With Flat Washer - M4x8	83-121
0951 4008W	Philips Screw With Flat Washer - M4x8	85-123
0951 4010	Philips Screw With Flat Washer - M4x10	51-118
0951 4010W	Philips Screw With Flat Washer - M4x10	37-107
0951 4010W	Philips Screw With Flat Washer - M4x10	67-110
0951 4010W	Philips Screw With Flat Washer - M4x10	77-124
0951 4010W	Philips Screw With Flat Washer - M4x10	83-120
0951 4012W	Philips Screw With Flat Washer - M4x12	25-103
0951 4035W	Philips Screw With Flat Washer - M4x35	19-106
0951 5008W	Philips Screw With Flat Washer - M5x8	13-105
0951 5008W	Philips Screw With Flat Washer - M5x8	13-115
0951 5010W	Philips Screw With Flat Washer - M5x10	25-109
0951 5010W	Philips Screw With Flat Washer - M5x10	67-118
0964 4008W	Tapping Screw With Flat Washer - M4x8	45-124
0965 4008W	Tapping Screw With Flat Washer - M4x8	51-120
0971 4006A	Philips Polycarbonate Screw - M4x6	49-102
0971 4006A	Philips Polycarbonate Screw - M4x6	53-102
0971 4006A	Philips Polycarbonate Screw - M4x6	57-103
0972 4006A	Philips Polycarbonate Screw - M4x6	53-117
1004 0145	Insulating Sheet	73-115
1005 0335	Earth Mark	45-102
1005 0335	Earth Mark	47-110
1005 0335	Earth Mark	51-115
1005 0335	Earth Mark	71-113
1005 0335	Earth Mark	73-107
1005 0385	Edging - D	73-114
1005 0767	Heat Sink	107-160
1100 0051	Connector	149-101
1100 0080	Solid Strand	129-111
1100 0080	Solid Strand	131-105
1100 0086	Solid Strand	145-101
1100 0090	Solid Strand	129-112
1100 0092	Solid Strand	151-106

Parts No.	Description	Page and Index No.
1100 0243	Fastening Tab (115V)	115-101
1100 0270	Fastening Receptacle	113-101
1100 0270	Fastening Receptacle	123-101
1100 0272	Fastening Receptacle	115-102
1100 0275	Fastening Receptacle (115V)	115-103
1100 0276	Fastening Receptacle	137-101
1100 0277	Fastening Receptacle	147-101
1100 0300	Solid Strand	135-117
1100 0844	Socket - Mate-N-Lock	113-102
1100 0882	Socket - Mate-N-Lock	115-104
1100 0916	Pin - Mate-N-Lock	115-105
1100 0916	Pin - Mate-N-Lock	127-101
1100 0916	Pin - Mate-N-Lock	137-102
1100 1041	Pin - Mate-N-Lock	115-106
1100 1042	Socket - Mate-N-Lock	125-101
1100 1042	Socket - Mate-N-Lock	137-103
1100 1043	Pin - Mate-N-Lock	129-113
1100 1043	Pin - Mate-N-Lock	137-104
1100 1061	Pin - Mate-N-Lock	113-103
1100 1061	Pin - Mate-N-Lock	115-107
1100 1061	Pin - Mate-N-Lock	137-105
1100 1062	Socket - Mate-N-Lock	115-108
1100 1062	Socket - Mate-N-Lock	137-106
1100 1117	Fastening Receptacle	137-107
1100 1147	Socket - Mate-N-Lock	113-104
1100 1147	Socket - Mate-N-Lock	143-101
1100 1155	Contact	127-115
1100 1155	Contact	129-115
1100 1155	Contact	135-112
1100 1159	Socket - Mate-N-Lock	113-105
1100 1159	Socket - Mate-N-Lock	117-101
1100 1159	Socket - Mate-N-Lock	119-101
1100 1159	Socket - Mate-N-Lock	123-102
1100 1159	Socket - Mate-N-Lock	125-102
1100 1159	Socket - Mate-N-Lock	129-101

Parts No.	Description	Page and Index No.
1100 1159	Socket - Mate-N-Lock	135-101
1100 1159	Socket - Mate-N-Lock	139-109
1100 1166	Socket - Mate-N-Lock	135-102
1100 1168	Fastening Receptacle	115-109
1100 1169	Fastening Receptacle	113-106
1100 1169	Fastening Receptacle	117-102
1100 1169	Fastening Receptacle	129-102
1100 1170	Fastening Receptacle	115-110
1100 1170	Fastening Receptacle	137-108
1100 1171	Fastening Receptacle	115-111
1100 1172	Fastening Receptacle	113-107
1100 1172	Fastening Receptacle	127-102
1100 1172	Fastening Receptacle	129-103
1100 1182	Socket - Mate-N-Lock	145-102
1100 1190	Socket - Mate-N-Lock	113-108
1100 1190	Socket - Mate-N-Lock	115-112
1100 1190	Socket - Mate-N-Lock	137-109
1100 1190	Socket - Mate-N-Lock	139-101
1100 1191	Terminal	143-102
1100 1200	Terminal	113-109
1100 1204	Socket - Mate-N-Lock	121-101
1100 1204	Socket - Mate-N-Lock	139-102
1100 1238	Pin - Mate-N-Lock	115-113
1100 1238	Pin - Mate-N-Lock	117-103
1100 1238	Pin - Mate-N-Lock	119-102
1100 1238	Pin - Mate-N-Lock	129-104
1100 1238	Pin - Mate-N-Lock	131-101
1100 1238	Pin - Mate-N-Lock	135-113
1100 1238	Pin - Mate-N-Lock	149-102
1100 1239	Pin - Mate-N-Lock	113-110
1100 1239	Pin - Mate-N-Lock	115-114
1100 1239	Pin - Mate-N-Lock	117-104
1100 1240	Socket - Mate-N-Lock	113-111
1100 1240	Socket - Mate-N-Lock	117-105
1100 1240	Socket - Mate-N-Lock	125-103

Parts No.	Description	Page and Index No.
1100 1240	Socket - Mate-N-Lock	127-103
1100 1240	Socket - Mate-N-Lock	135-103
1100 1240	Socket - Mate-N-Lock	139-103
1100 1240	Socket - Mate-N-Lock	143-103
1100 1240	Socket - Mate-N-Lock	149-103
1100 1241	Socket - Mate-N-Lock	113-112
1100 1241	Socket - Mate-N-Lock	115-115
1100 1241	Socket - Mate-N-Lock	121-102
1100 1241	Socket - Mate-N-Lock	137-110
1100 1241	Socket - Mate-N-Lock	139-104
1100 1241	Socket - Mate-N-Lock	151-107
1100 1247	Terminal	113-113
1100 1247	Terminal	151-108
1100 1253	Pin - Mate-N-Lock	147-102
1100 1253	Pin - Mate-N-Lock	149-104
1100 1253	Pin - Mate-N-Lock	151-101
1100 1259	Socket - Mate-N-Lock	113-114
1100 1259	Socket - Mate-N-Lock	121-103
1100 1259	Socket - Mate-N-Lock	123-103
1100 1259	Socket - Mate-N-Lock	129-105
1100 1259	Socket - Mate-N-Lock	131-102
1100 1259	Socket - Mate-N-Lock	145-103
1100 1259	Socket - Mate-N-Lock	147-103
1100 1259	Socket - Mate-N-Lock	149-105
1100 1259	Socket - Mate-N-Lock	151-102
1100 1264	Fastening Receptacle	113-115
1100 1264	Fastening Receptacle	121-104
1100 1264	Fastening Receptacle	123-104
1100 1264	Fastening Receptacle	127-104
1100 1264	Fastening Receptacle	135-104
1100 1264	Fastening Receptacle	145-104
1100 1266	Socket - Mate-N-Lock	113-116
1100 1266	Socket - Mate-N-Lock	121-105
1100 1266	Socket - Mate-N-Lock	123-105
1100 1266	Socket - Mate-N-Lock	125-104

Parts No.	Description	Page and Index No.
1100 1266	Socket - Mate-N-Lock	127-105
1100 1266	Socket - Mate-N-Lock	135-105
1100 1266	Socket - Mate-N-Lock	45-127
1100 1266	Socket - Mate-N-Lock	59-122
1100 1267	Socket - Mate-N-Lock	113-117
1100 1267	Socket - Mate-N-Lock	127-106
1100 1267	Socket - Mate-N-Lock	135-106
1100 1267	Socket - Mate-N-Lock	45-128
1100 1267	Socket - Mate-N-Lock	59-121
1100 1269	Fastening Receptacle	113-118
1100 1269	Fastening Receptacle	139-110
1100 1270	Fastening Receptacle	113-119
1100 1271	Fastening Receptacle	113-120
1100 1274	Fastening Receptacle	145-105
1100 1276	Socket - Mate-N-Lock	113-121
1100 1276	Socket - Mate-N-Lock	121-106
1100 1276	Socket - Mate-N-Lock	123-106
1100 1276	Socket - Mate-N-Lock	127-107
1100 1327	Contact	113-122
1100 1328	Contact	113-123
1100 1328	Contact	125-105
1100 1329	Socket Contact	113-124
1101 0244	Terminal	115-116
1102 0101	Connector - 2P - 115V	115-117
1102 0102	Connector - 2P - 115V	115-118
1102 0185	Connector - 4P	113-125
1102 0690	Insulating Sleeve	113-126
1102 0690	Insulating Sleeve	115-119
1102 0690	Insulating Sleeve	137-111
1102 0717	Closed Terminal	123-107
1102 0777	Connector - 4P	113-127
1102 0777	Connector - 4P	127-108
1102 0782	Pin Housing - Mate-N-Lock	115-120
1102 0782	Pin Housing - Mate-N-Lock	129-114
1102 0782	Pin Housing - Mate-N-Lock	137-112

Parts No.	Description	Page and Index No.
1102 0796	Insulating Sleeve	147-104
1102 0845	Terminal - 3P	93-101
1102 0903	Terminal - 4P	91-102
1102 0905	Terminal - 5P	91-103
1102 0919	Connector - 12P	107-101
1102 0958	Connector - 2P	91-104
1102 0959	Terminal - 3P	91-105
1102 0959	Terminal - 3P	93-102
1102 0962	Terminal - 6P	107-102
1102 0983	Connector - 2P	115-121
1102 0983	Connector - 2P	125-106
1102 0987	Connector - 6P	115-122
1102 0988	Connector - 6P	137-113
1102 0989	Connector - 9P	115-123
1102 0990	Connector - 9P	137-114
1102 1089	Connector - 3P	113-128
1102 1089	Connector - 3P	121-107
1102 1089	Connector - 3P	123-108
1102 1089	Connector - 3P	129-106
1102 1089	Connector - 3P	131-103
1102 1089	Connector - 3P	145-106
1102 1089	Connector - 3P	147-105
1102 1089	Connector - 3P	149-106
1102 1089	Connector - 3P	151-103
1102 1094	Connector - 3P	145-107
1102 1103	Pin Terminal - 11P	95-101
1102 1127	Connector	115-124
1102 1178	Connector - 5P	145-108
1102 1213	Connector - 4P	113-129
1102 1286	Connector	127-116
1102 1286	Connector	129-116
1102 1286	Connector	135-114
1102 1295	Connector - 12P	143-104
1102 1306	Connector - 3P	113-130
1102 1306	Connector - 3P	119-103

Parts No.	Description	Page and Index No.
1102 1306	Connector - 3P	123-109
1102 1306	Connector - 3P	125-107
1102 1306	Connector - 3P	129-107
1102 1307	Connector - 4P	113-131
1102 1307	Connector - 4P	119-104
1102 1307	Connector - 4P	125-108
1102 1308	Connector - 6P	119-105
1102 1309	Connector - 8P	117-106
1102 1310	Connector - 10P	113-132
1102 1322	Connector - 20P	113-133
1102 1323	Connector - 30P	139-111
1102 1324	Connector - 40P	113-134
1102 1326	Connector - 3P	119-106
1102 1330	Connector - 2P	135-107
1102 1351	Connector - 3P	113-135
1102 1354	Connector - 6P	113-136
1102 1354	Connector - 6P	143-105
1102 1373	Connector - 3P	115-125
1102 1373	Connector - 3P	139-105
1102 1375	Connector - 4P	115-126
1102 1379	Connector - 9P	113-137
1102 1381	Connector - 11P	113-138
1102 1381	Connector - 11P	115-127
1102 1396	Connector - 2P	113-139
1102 1404	Receptacle Housing	113-140
1102 1404	Receptacle Housing	115-128
1102 1404	Receptacle Housing	127-109
1102 1404	Receptacle Housing	129-108
1102 1404	Receptacle Housing	137-115
1102 1408	Connector - 1P	113-141
1102 1408	Connector - 1P	115-129
1102 1408	Connector - 1P	129-109
1102 1412	Connector - 2P	149-107
1102 1419	Connector - 2P	149-108
1102 1420	Connector - 2P	149-109

Parts No.	Description	Page and Index No.
1102 1423	Housing - 3P Black	149-110
1102 1425	Connector - 3P	149-111
1102 1426	Connector - 3P	121-108
1102 1483	Connector - 2P	113-142
1102 1492	Connector - 6P	123-110
1102 1505	Connector - 4P	125-109
1102 1507	Connector - 2P	117-107
1102 1507	Connector - 2P	55-105
1102 1508	Connector - 3P	113-143
1102 1508	Connector - 3P	127-110
1102 1509	Connector - 4P	113-144
1102 1509	Connector - 4P	117-108
1102 1510	Connector - 6P	113-145
1102 1511	Connector - 9P	117-109
1102 1511	Connector - 9P	127-111
1102 1511	Connector - 9P	135-115
1102 1512	Connector - 12P	135-108
1102 1512	Connector - 12P	137-116
1102 1512	Connector - 12P	149-112
1102 1513	Connector - 15P	117-110
1102 1513	Connector - 15P	119-107
1102 1515	Connector - 2P	113-146
1102 1515	Connector - 2P	115-130
1102 1515	Connector - 2P	121-109
1102 1515	Connector - 2P	143-106
1102 1515	Connector - 2P	149-113
1102 1516	Connector - 3P	113-147
1102 1516	Connector - 3P	115-131
1102 1516	Connector - 3P	121-110
1102 1516	Connector - 3P	131-106
1102 1516	Connector - 3P	139-106
1102 1517	Connector - 4P	117-115
1102 1517	Connector - 4P	143-107
1102 1517	Connector - 4P	149-114
1102 1517	Connector - 4P	151-109



Parts No.	Description	Page and Index No.
1102 1518	Connector - 6P	113-148
1102 1518	Connector - 6P	115-132
1102 1518	Connector - 6P	137-117
1102 1519	Connector - 9P	113-149
1102 1519	Connector - 9P	129-110
1102 1520	Connector - 12P	113-150
1102 1520	Connector - 12P	115-133
1102 1520	Connector - 12P	125-110
1102 1520	Connector - 12P	139-107
1102 1520	Connector - 12P	143-108
1102 1521	Connector - 15P	113-151
1102 1522	Connector - 2P	117-111
1102 1524	Connector - 2P (RED)	127-112
1102 1525	Connector - 4P	127-113
1102 1527	Connector - 6P	113-152
1102 1533	Connector - 3P	131-104
1102 1535	Connector - 6P	115-134
1102 1559	Connector - 2P (BLACK)	115-135
1102 1578	Connector - 6P	137-118
1102 1628	Connector - 9P	139-108
1102 1632	Connector - 4P	121-111
1102 1679	Connector - 3P	125-111
1102 1679	Connector - 3P	135-109
1102 1680	Connector - 36P	113-153
1102 1683	Connector - 12P	113-154
1102 1715	Connector - 26P	113-155
1102 1722	Connector - 16P	135-110
1102 1722	Connector - 16P	45-126
1102 1722	Connector - 16P	59-120
1102 1723	Connector - 16P	113-156
1102 1724	Connector - 24P	121-112
1102 1724	Connector - 24P	125-112
1102 1725	Connector - 24P	113-157
1102 1729	Connector - 6P	121-113
1102 1732	Connector - 34P	139-112

Parts No.	Description	Page and Index No.
1102 1733	Connector - 8P	145-109
1102 1740	Connector - 7P	113-158
1102 1741	Connector - 9P	113-159
1102 1753	Connector - 5P	147-106
1102 1771	Connector - 4P	115-136
1102 1779	Connector - 12P	149-115
1102 1793	Connector - 3P	145-110
1102 1802	Socket - 3P	151-104
1102 1814	Connector - 3P	151-105
1102 1831	Connector - 4P	113-160
1102 1831	Connector - 4P	151-110
1102 1842	Insulating Sleeve	135-116
1102 1842	Insulating Sleeve	137-119
1102 1912	Connector - 4P	113-161
1102 1952	Connector - 2P	113-162
1102 1952	Connector - 2P	125-113
1102 1983	Socket Housing - 3P	113-163
1102 1984	Socket Housing - 4P	113-164
1102 1985	Socket Housing - 5P	113-165
1102 1986	Socket Housing - 6P	113-167
1102 1987	Pin Housing - Mate-N-Lock - 6P	113-168
1102 2271	Connector - 20P	87-101
1103 0441	Connector - 3P	101-101
1103 0604	Connector - 11P	95-102
1103 0616	Connector - 20P	91-106
1103 0619	Connector - 20P	87-102
1103 0620	Connector - 30P	87-103
1103 0621	Connector - 40P	87-104
1103 0621	Connector - 40P	89-101
1103 0635	Connector - 10P	87-105
1103 0635	Connector - 10P	89-102
1103 0659	Connector - 34P	145-111
1103 0779	Connector - 2P	107-103
1103 0857	Connector - 26P	87-106
1103 0881	Connector - 4P	107-104

Parts No.	Description	Page and Index No.
1103 1004	Connector - 6P	69-109
1103 1098	Connector - 9P	93-103
1103 1188	Connector - 34P	101-102
1103 1371	Connector - 34P	107-105
1103 1480	Connector - 2P	113-169
1103 1481	Connector - 20P	123-111
1103 1481	Connector - 20P	127-114
1103 1551	Connector - 8P	109-101
1103 1592	Connector - 36P	87-107
1103 1592	Connector - 36P	89-103
1103 1732	Connector - 10P	107-106
1103 1770	Wafer - 4P	101-103
1103 1772	Pin Header - 6P	97-101
1103 1773	Pin Header - 7P	97-102
1103 1878	Connector - 2P	99-101
1103 3029	Connector - 2P	99-102
1103 3036	Connector - 26P	99-103
1103 3037	Connector - 26P	87-108
1104 0224	Relay Bracket	71-103
1104 0271	LSI Socket - 28P	105-101
1104 0271	LSI Socket - 28P	107-107
1104 0273	Fuse Holder	107-108
1104 0292	Fuse Clip	91-107
1104 0292	Fuse Clip	93-104
1104 0328	Connector - 24P	87-109
1104 0332	IC Socket - 28P	87-110
1105 0005	Nylon Clip - 3N	19-123
1105 0005	Nylon Clip - 3N	21-117
1105 0005	Nylon Clip - 3N	23-117
1105 0005	Nylon Clip - 3N	27-103
1105 0005	Nylon Clip - 3N	33-108
1105 0005	Nylon Clip - 3N	63-107
1105 0005	Nylon Clip - 3N	67-103
1105 0008	Nylon Clip - 2N	21-113
1105 0008	Nylon Clip - 2N	23-113

Parts No.	Description	Page and Index No.
1105 0008	Nylon Clip - 2N	33-102
1105 0008	Nylon Clip - 2N	37-105
1105 0008	Nylon Clip - 2N	41-102
1105 0008	Nylon Clip - 2N	45-107
1105 0008	Nylon Clip - 2N	49-111
1105 0008	Nylon Clip - 2N	51-114
1105 0008	Nylon Clip - 2N	53-113
1105 0008	Nylon Clip - 2N	63-114
1105 0009	Nylon Clip - 5N	21-119
1105 0009	Nylon Clip - 5N	23-119
1105 0009	Nylon Clip - 5N	59-123
1105 0009	Nylon Clip - 5N	63-108
1105 0009	Nylon Clip - 5N	71-114
1105 0012	Nylon Clip - 10N	21-120
1105 0012	Nylon Clip - 10N	23-120
1105 0016	Nylon Clip - 4N	21-118
1105 0016	Nylon Clip - 4N	23-118
1105 0016	Nylon Clip - 4N	27-104
1105 0016	Nylon Clip - 4N	35-111
1105 0016	Nylon Clip - 4N	37-106
1105 0016	Nylon Clip - 4N	51-109
1105 0016	Nylon Clip - 4N	79-129
1105 0045	Binder - CV-60	29-107
1105 0090	Cable Clip - 7mm	19-109
1105 0090	Cable Clip - 7mm	21-108
1105 0090	Cable Clip - 7mm	21-116
1105 0090	Cable Clip - 7mm	23-108
1105 0090	Cable Clip - 7mm	23-116
1105 0090	Cable Clip - 7mm	35-113
1105 0090	Cable Clip - 7mm	41-104
1105 0090	Cable Clip - 7mm	59-124
1105 0091	Cable Clip - 16mm	45-110
1105 0091	Cable Clip - 16mm	47-119
1105 0091	Cable Clip - 16mm	71-110
1105 0091	Cable Clip - 16mm	73-106

Parts No.	Description	Page and Index No.
1105 0099	Wire Saddle	85-128
1105 0160	Clamp	69-108
1105 0161	Locking Support	73-101
1105 0162	Locking Support	19-121
1105 0192	Locking Support	77-121
1106 0180	Snap Bush - 3.3mm	83-113
1106 0193	Bushing - 7.9mm	79-128
1106 0193	Bushing - 7.9mm	85-121
1106 0200	Bushing - 19.44mm	21-111
1106 0200	Bushing - 19.44mm	23-111
1106 0200	Bushing - 19.44mm	73-109
1106 0241	Bushing - 6.7mm	27-105
1106 0241	Bushing - 6.7mm	45-109
1106 0241	Bushing - 6.7mm	53-112
1106 0241	Bushing - 6.7mm	63-115
1106 0241	Bushing - 6.7mm	71-106
1106 0241	Bushing - 6.7mm	73-110
1106 0336	Nylon Stud	51-108
1106 0336	Nylon Stud	71-101
1106 0367	Nylon Stud	69-106
1106 0394	Locking Support	77-120
1106 0411	Bushing - 11.5mm	35-107
1106 0411	Bushing - 11.5mm	51-111
1106 0442	Cord Stopper - 220/240V	71-115
1106 0457	Cord Stopper - 115V	71-115
1107 0353	Fuse - 10A	69-102
1107 0367	Fuse - 5A	91-108
1107 0367	Fuse - 5A	93-105
1107 0375	Circuit Breaker - 10A (220V)	71-105
1107 0413	Fuse - 3A (220V)	107-109
1107 0413	Fuse - 3A (220V)	77-119
1107 0524	Circuit Breaker - 25A (115V)	71-105
1204 0883	Dip Switch	107-110
1204 1086	Thermostat - 17.C	19-114
1204 1148	Microswitch	77-115

Parts NO.	Description	Page and Index No.
1204 1173	Dip Switch - DSS404	87-111
1204 1190	Switch	103-101
1204 1225	Switch	117-112
1204 1231	Switch - F84A-A130	13-108
1204 1315	Thermostat - 50.C/220V (CANADA)	19-125
1204 1347	Push Switch	103-102
1204 1373	Push Switch	13-111
1204 1385	Push Switch	107-111
1204 1476	Switch	117-113
1204 1503	Push Switch	13-103
1204 2126	Cap - AT-444	117-114
1206 0032	Battery - BR2325 - 1HC	99-104
1208 0466	Solid State Relay - 120V	71-117
1208 0479	Power Relay - DC24V	71-107
1208 1019	Relay - DC24V	91-109
1208 1028	Solid State Relay - G3L-102PL	95-103
1208 1044	Power Relay - 220V	69-110
1400 0072	Transistor - 2SC372Y	99-105
1400 0082	Transistor - 2SC945	93-106
1400 0114	Transistor - 2SC372GTM	87-112
1400 0135	Transistor - 25AS1015-Y	99-106
1400 0234	Transistor - 2SA673	87-113
1400 0234	Transistor - 2SA673	89-104
1400 0270	Transistor - 2SC2003	93-107
1400 0291	Transistor - 2SA1020	101-104
1400 0291	Transistor - 2SA1020	89-105
1400 0296	Transistor - 2SC2655-Y	99-107
1400 0300	Transistor - 2SA673AK	91-110
1400 0301	Transistor - 2SC1213AK	91-111
1400 0324	Transistor - 2SC458	101-105
1401 0030	Transistor - 2SC1061	91-112
1401 0152	Transistor - 2SB674	93-108
1401 0192	IC - $\mu$ PA2003C	101-106
1401 0192	IC - $\mu$ PA2003C	87-114
1401 0192	IC - $\mu$ PA2003C	89-106

Parts No.	Description	Page and Index No.
1401 0208	Transistor - 2SC2581	91-113
1401 0208	Transistor - 2SC2581	93-109
1401 0218	Transistor - 2SB856	91-114
1401 0266	Transistor - 2SD1260	89-107
1401 0269	Transistor - 2SA1106	91-115
1401 0273	IC - $\alpha$ PA2001C	87-115
1401 0273	IC - $\alpha$ PA2001C	89-108
1401 0288	Transistor - 2SD1260A-P.Q	89-109
1401 0329	IC - MP4503	107-112
1401 0611	Diode - 1S1588	101-107
1401 0611	Diode - 1S1588	103-103
1401 0611	Diode - 1S1588	87-116
1401 0611	Diode - 1S1588	89-110
1401 0611	Diode - 1S1588	91-116
1401 0611	Diode - 1S1588	99-108
1401 0612	Diode - 1S1585	93-110
1401 0615	Diode - 1S1586	89-111
1401 0728	Zener Diode - Z1047	127-117
1401 0728	Zener Diode - Z1047	129-117
1401 0728	Zener Diode - Z1047	135-111
1401 0815	Diode - 1S1588:IR	97-103
1401 0818	Diode Array - MA425	87-117
1401 0819	Diode - 1GH62	91-117
1401 0832	Diode - DSA1A1	107-113
1401 0832	Diode - DSA1A1	99-109
1402 0110	Diode - 1.1A 200V	93-111
1402 0247	Diode - W06B	87-118
1402 0247	Diode - W06B	89-112
1402 0269	Zener Dopde - RD39FC	89-113
1402 0353	Zener Diode - RD8.2F-B	87-119
1402 0407	Zener Diode - HZ-6B3	93-112
1402 0452	Zener Diode - RD18FB	87-120
1402 0452	Zener Diode - RD18FB	91-118
1402 0454	Zener Diode - RD7.5FB	91-119
1402 0551	Diode Array - DAN403	87-121

Parts No.	Description	Page and Index No.
1403 0069	LED - GL-32AR	93-113
1403 0240	Packed LED	103-106
1403 0308	LED - TLR-102A	107-114
1403 0308	LED - TLR-102A	21-125
1403 0308	LED - TLR-102A	23-125
1407 0508	IC - HD74LS04N	101-108
1407 0508	IC - HD74LS04N	93-114
1407 0520	IC - HD74LS00	101-109
1407 0520	IC - HD74LS00	91-120
1407 0539	IC - SN74LS04	107-115
1407 0577	IC - SN7406N	93-115
1407 0604	IC - TC4049P	107-116
1407 0605	IC - TC4050BP	101-110
1407 0605	IC - TC4050BP	93-116
1407 0614	IC - SN74LS74N	93-117
1407 0616	IC - HD74LS03P	91-121
1407 0616	IC - HD74LS03P	93-118
1407 0621	IC - SN74LS08N	101-111
1407 0621	IC - SN74LS08N	87-122
1407 0639	IC - TC4009UBP	87-123
1407 0639	IC - TC4009UBP	91-122
1407 0640	IC - TC4010BP	101-112
1407 0640	IC - TC4010BP	87-124
1407 0640	IC - TC4010BP	91-123
1407 0710	IC - SN74LS107N	101-113
1407 0755	IC - HC4044	91-124
1407 0755	IC - HC4044	93-119
1407 0758	IC - HA17902P	89-114
1407 0814	IC - SN74LS139N	101-114
1407 0814	IC - SN74LS139N	87-125
1407 0816	IC - SN74LS157N	97-104
1407 0838	IC - SN74LS266N	101-115
1407 0972	IC - HD74LS42P	101-116
1407 0972	IC - HD74LS42P	87-126
1407 0974	IC - HD74LS32P	101-117

Parts No.	Description	Page and Index No.
1407 0974	IC - HD74LS32P	87-127
1407 0974	IC - HD74LS32P	97-105
1407 0975	IC - HD7407P	107-117
1407 0975	IC - HD7407P	87-128
1407 0975	IC - HD7407P	97-106
1407 1015	IC - $\mu$ PD8251AC	87-129
1407 1016	IC - $\mu$ PD8255AC-5	107-118
1407 1023	IC - HD74LS14	101-118
1407 1023	IC - HD74LS14	87-130
1407 1023	IC - HD74LS14	97-107
1407 1026	IC - SN74LS373N	101-119
1407 1026	IC - SN74LS373N	107-119
1407 1026	IC - SN74LS373N	87-131
1407 1081	IC - HD7406P	87-132
1407 1083	IC - HD74LS138P	101-120
1407 1090	IC - HD74LS74AP	97-108
1407 1094	IC - HD74LS93P	107-120
1407 1100	IC - Cmos-HM6116P-3	101-121
1407 1151	IC - D-8085AC-2	87-133
1407 1154	IC - $\mu$ PD8279C-5	101-122
1407 1154	IC - $\mu$ PD8279C-5	87-134
1407 1331	IC - UD74LS154	101-123
1407 1331	IC - UD74LS154	87-135
1407 1333	IC - HD74LS245P	87-136
1407 1334	IC - $\mu$ PD7810G	107-121
1407 1348	IC - TD62304P	107-122
1407 1482	RAM - TC5565 PL-15	101-124
1407 1511	LSI - UPD 8259 AC-2	101-125
1407 1534	IC - MPD8253C-2	101-126
1407 1534	IC - MPD8253C-2	87-137
1407 1552	LSI - HD 61830 (Lctc)	101-127
1407 1602	IC - RP5C15	99-110
1407 1794	IC - I/O,UFD2855AC-2	101-128
1407 1794	IC - I/O,UFD2855AC-2	87-138
1407 1854	CPU - MPD8088D	101-129

Parts No.	Description	Page and Index No.
1407 1855	LSI - UPB8284AD	101-130
1407 1861	RAM - MK48Z02-25	87-139
1408 0052	IC - M51841P	91-125
1408 0076	IC - $\mu$ PC14132	107-123
1408 0099	IC - HA17901P	107-124
1408 0099	IC - HA17901P	87-140
1408 0099	IC - HA17901P	89-115
1408 0099	IC - HA17901P	91-126
1408 0133	IC - HI-201-5	91-127
1408 0170	IC - TA75902P	91-128
1408 0188	IC - ICL8211CPA	87-141
1408 0192	IC - AD537JH	91-129
1408 0192	IC - AD537JH	93-120
1408 0229	IC - MBS4052	87-142
1408 0233	IC - HA17903PS	87-143
1408 0233	IC - HA17903PS	89-116
1408 0237	IC - HA17904PS	89-117
1408 0300	IC - AN7805	91-130
1408 0304	IC - HA17084P	93-121
1408 0316	IC - $\mu$ PC7905HTHREE Fermal	101-131
1408 0393	IC - HA17408P	91-131
1408 0408	IC - PST518A	107-125
1408 0413	IC - TL092CP	87-144
1503 0029	Oscillator - HC-18/U 10MHz	87-145
1503 0070	Ceramic Oscillator - 10MHz	107-126
1503 0095	Oscillator - P3 32.768KHz	99-111
1600 0159	Resistor - 0.20HM 2T $\pm$ 10%	91-132
1600 0266	Resistor - 330HM 5T $\pm$ 1%	107-127
1600 0387	Resistor - 330HM 1T $\pm$ 5%	91-133
1600 0451	Resistor - 1000HM 1T $\pm$ 10%	91-134
1600 0550	Resistor - 390HM 1T $\pm$ 10%	91-135
1600 0560	Cement RES. 2200HM $\pm$ 10% 5W	89-118
1600 0563	Resistor - 7.50HM 2T $\pm$ 5%	95-104
1600 0569	Resistor - 0.20HM 1W	107-128
1600 0579	Resistor - 0.10HM 1T $\pm$ 10%	97-109

Parts No.	Description	Page and Index No.
1600 0616	Resistor - 150HM 20T	69-107
1600 1051	Resistor - 0.20HM 5W	93-122
1601 1732	Resistor - 390OHM 1T ±5%	107-129
1601 7121	Resistor Array - 1KOHM	87-146
1601 7127	Resistor Array - 15KOHM 1/8W	87-147
1601 7212	Resistor Array - 100KOHM 1/8W	87-148
1601 7214	Resistor Array - 4.7KOHM 1/8W	87-149
1601 7215	Resistor Array - 4.7KOHM 1/8W	107-130
1601 7216	Resistor Array - 4.7KOHM 1/8W	87-150
1601 7218	Resistor Array - 10KOHM 1/8W	87-151
1601 7220	Resistor Array - 10KOHM 1/8W	87-152
1601 7228	Resistor Array - 4.7KOHM 1/8W	87-153
1601 7229	Resistor Array - 10KOHM 1/8W	87-154
1601 7230	Resistor Array - 27KOHM 1/8W	87-155
1601 7234	Resistor Array - 15KOHM 1/8W	87-156
1601 7237	Resistor Array - 150KOHM 1/8W	87-157
1601 7240	Resistor Array - 47KOHM 1/8W	91-136
1601 7282	Resistor Array - 150OHM 1/4W	87-158
1601 7287	Resistor Array - 22KOHM 1/8W ±5%	87-159
1601 7326	Resistor Array - 10KOHM	107-131
1601 7348	Resistor Array - 470OHM 1/8W ±5%	107-132
1601 7352	Resistor Array - 4.7KOHM	107-133
1601 7356	Resistor Array - 22KOHM 1/8W ±5%	107-134
1601 7360	Resistor Array - 33KOHM 1/8W ±5%	107-135
1601 7370	Resistor Array - 1KOHM	101-132
1601 7374	Resistor Array - 4.7KOHM	101-133
1601 7374	Resistor Array - 4.7KOHM	107-136
1601 7376	Resistor Array - 10KOHM ±5% 1/8W	101-134
1601 7379	Resistor Array - 33KOHM 0.1W ±5%	101-135
1601 7400	Resistor Array - 22KOHM	107-137
1601 8081	Variable Resistor - 100KOHM	87-160
1601 8085	Variable Resistor - 20KOHM	93-123
1601 8137	Variable Resistor - 1KOHM	87-161
1601 8139	Variable Resistor - 50KOHM 0.5W	91-137
1601 8147	Variable Resistor - 10KOHM 0.5W	107-138

Parts No.	Description	Page and Index No.
1601 8147	Variable Resistor - 10KOHM 0.5W	91-138
1601 8148	Variable Resistor - 20KOHM	91-139
1601 8156	Variable Resistor - 2KOHM 0.5W	91-140
1601 8157	Variable Resistor - 100KOHM	107-139
1601 8186	Variable Resistor - 200KOHM	91-141
1601 8328	Variable Resistor - 30KOHM	87-162
1602 0897	Noise Filter - 115V	71-108
1602 0934	RC Array - CR01-R	107-140
1604 0857	Capacitor - 47µF 35V	87-163
1604 0903	Capacitor - 10µF 35V	87-164
1604 0931	Capacitor - 47µF 50V	93-124
1604 1166	Capacitor - 1µF 50V	87-165
1604 1246	Capacitor - 47µF 35V	91-142
1604 1247	Capacitor - 3.3µF 35V	91-143
1604 1353	Capacitor - 47µF 10V	97-110
1604 1357	Capacitor - 470µF 10V	107-141
1604 1366	Capacitor - 47µF 25V	101-136
1604 1367	Capacitor - 100µF 25V	107-142
1604 1376	Capacitor - 0.33µF 50V	107-143
1604 1381	Capacitor - 4.7µF 50V	107-144
1604 1382	Capacitor - 10µF 50V	97-111
1604 1382	Capacitor - 10µF 50V	99-112
1604 1383	Capacitor - 22µF 50V	107-145
1604 1385	Capacitor - 47µF ±20% 50V	101-137
1604 1385	Capacitor - 47µF ±20% 50V	89-119
1604 1386	Capacitor - 100MF 50V	107-146
1606 0385	Capacitor - 0.047µF 50V	91-144
1606 0386	Capacitor - 0.1µF 50V	91-145
1606 0528	Capacitor - 220pF 50V	87-166
1606 0529	Capacitor - 0.001µF 50V	91-146
1606 0530	Capacitor - 0.0047µF 50V	91-147
1606 0531	Capacitor - 0.01µF 50V	89-120
1606 0531	Capacitor - 0.01µF 50V	91-148
1606 0613	Capacitor - 0.1µF 50V	87-167
1606 0613	Capacitor - 0.1µF 50V	89-121

Parts No.	Description	Page and Index No.
1606 0658	Capacitor - 0.1 $\mu$ F 50V	93-125
1606 0658	Capacitor - 0.1 $\mu$ F 50V	97-112
1606 0689	Capacitor - 0.01 $\mu$ F 50V	107-147
1606 0689	Capacitor - 0.01 $\mu$ F 50V	87-168
1606 0771	Capacitor - 330pF 50V	93-126
1606 0915	Capacitor - 100 $\mu$ F 50V	91-149
1606 0996	Capacitor - 470pF 25V	87-169
1606 0998	Capacitor - 0.01 $\mu$ F 50V	99-113
1606 0999	Capacitor - 0.1 $\mu$ F 25V	87-170
1606 0999	Capacitor - 0.1 $\mu$ F 25V	89-122
1606 0999	Capacitor - 0.1 $\mu$ F 25V	91-150
1606 0999	Capacitor - 0.1 $\mu$ F 25V	99-114
1606 1072	Capacitor - 100 $\mu$ F 50F	93-127
1606 1073	Capacitor - 0.001 $\mu$ F 50V	93-128
1606 1074	Capacitor - 0.0047 $\mu$ F 50V	93-129
1606 1075	Capacitor - 0.022 $\mu$ F 50V	93-130
1606 1184	Capacitor - 27pF 50V	107-148
1606 1303	Capacitor - 10pF 50V	99-115
1606 1310	Capacitor - 39pF 50V	99-116
1606 1336	Capacitor - 1000pF 50V	101-138
1606 1396	Capacitor - 0.1 $\mu$ F 25V	101-139
1606 1396	Capacitor - 0.1 $\mu$ F 25V	105-102
1611 4101	Resistor - 100OHM 1/4T $\pm$ 5%	91-151
1611 4101	Resistor - 100OHM 1/4T $\pm$ 5%	93-131
1611 4102	Resistor - 1KOHM 1/4T $\pm$ 5%	101-140
1611 4102	Resistor - 1KOHM 1/4T $\pm$ 5%	103-104
1611 4102	Resistor - 1KOHM 1/4T $\pm$ 5%	107-149
1611 4102	Resistor - 1KOHM 1/4T $\pm$ 5%	87-171
1611 4102	Resistor - 1KOHM 1/4T $\pm$ 5%	89-123
1611 4102	Resistor - 1KOHM 1/4T $\pm$ 5%	91-152
1611 4102	Resistor - 1KOHM 1/4T $\pm$ 5%	93-132
1611 4102	Resistor - 1KOHM 1/4T $\pm$ 5%	99-117
1611 4103	Resistor - 10KOHM 1/4T $\pm$ 5%	101-141
1611 4103	Resistor - 10KOHM 1/4T $\pm$ 5%	107-150
1611 4103	Resistor - 10KOHM 1/4T $\pm$ 5%	87-172

Parts No.	Description	Page and Index No.
1611 4103	Resistor - 10KOHM 1/4T $\pm$ 5%	91-153
1611 4103	Resistor - 10KOHM 1/4T $\pm$ 5%	93-133
1611 4103	Resistor - 10KOHM 1/4T $\pm$ 5%	99-118
1611 4104	Resistor - 100KOHM 1/4T $\pm$ 5%	107-151
1611 4104	Resistor - 100KOHM 1/4T $\pm$ 5%	87-173
1611 4104	Resistor - 100KOHM 1/4T $\pm$ 5%	91-154
1611 4104	Resistor - 100KOHM 1/4T $\pm$ 5%	93-134
1611 4104	Resistor - 100KOHM 1/4T $\pm$ 5%	99-119
1611 4105	Resistor - 1KOHM 1/4T $\pm$ 5%	107-152
1611 4111	Resistor - 10HM 1/4	103-105
1611 4124	Resistor - 120KOHM 1/4T $\pm$ 5%	91-155
1611 4124	Resistor - 120KOHM 1/4T $\pm$ 5%	93-135
1611 4125	Resistor - 1.2MOHM 1/4T $\pm$ 5%	87-174
1611 4125	Resistor - 1.2MOHM 1/4T $\pm$ 5%	93-136
1611 4152	Resistor - 1.5KOHM 1/4T $\pm$ 5%	107-153
1611 4152	Resistor - 1.5KOHM 1/4T $\pm$ 5%	89-124
1611 4152	Resistor - 1.5KOHM 1/4T $\pm$ 5%	99-120
1611 4153	Resistor - 15KOHM 1/4T $\pm$ 5%	107-154
1611 4153	Resistor - 15KOHM 1/4T $\pm$ 5%	87-175
1611 4153	Resistor - 15KOHM 1/4T $\pm$ 5%	91-156
1611 4153	Resistor - 15KOHM 1/4T $\pm$ 5%	97-113
1611 4164	Resistor - 160KOHM 1/4W $\pm$ 5%	89-125
1611 4181	Resistor - 180OHM 1/4T $\pm$ 5%	87-176
1611 4203	Resistor - 20KOHM 1/4T	87-177
1611 4204	Resistor - 200KOHM 1/4W $\pm$ 5%	93-137
1611 4221	Resistor - 220OHM 1/4T $\pm$ 5%	87-178
1611 4222	Resistor - 2.2KOHM 1/4T $\pm$ 5%	101-142
1611 4222	Resistor - 2.2KOHM 1/4T $\pm$ 5%	91-157
1611 4222	Resistor - 2.2KOHM 1/4T $\pm$ 5%	93-138
1611 4222	Resistor - 2.2KOHM 1/4T $\pm$ 5%	97-114
1611 4223	Resistor - 22KOHM 1/4T $\pm$ 5%	87-179
1611 4223	Resistor - 22KOHM 1/4T $\pm$ 5%	89-126
1611 4223	Resistor - 22KOHM 1/4T $\pm$ 5%	91-158
1611 4223	Resistor - 22KOHM 1/4T $\pm$ 5%	99-121
1611 4272	Resistor - 2.7KOHM 1/4T $\pm$ 5%	107-155

Parts No.	Description	Page and Index No.
1611 4272	Resistor - 2.7KOHM 1/4T ±5%	91-159
1611 4272	Resistor - 2.7KOHM 1/4T ±5%	93-139
1611 4273	Resistor - 27KOHM 1/4T ±5%	87-180
1611 4273	Resistor - 27KOHM 1/4T ±5%	91-160
1611 4330	Resistor - 330OHM 1/4T ±5%	101-143
1611 4331	Resistor - 330OHM 1/4T ±5%	97-115
1611 4331	Resistor - 330OHM 1/4T ±5%	99-122
1611 4332	Resistor - 3.3KOHM 1/4T ±5%	101-144
1611 4332	Resistor - 3.3KOHM 1/4T ±5%	91-161
1611 4332	Resistor - 3.3KOHM 1/4T ±5%	99-123
1611 4333	Resistor - 33KOHM 1/4T ±5%	101-145
1611 4333	Resistor - 33KOHM 1/4T ±5%	87-181
1611 4334	Resistor - 330KOHM 1/4T ±5%	91-162
1611 4392	Resistor - 3.9KOHM 1/4T ±5%	87-182
1611 4392	Resistor - 3.9KOHM 1/4T ±5%	89-127
1611 4392	Resistor - 3.9KOHM 1/4T ±5%	91-163
1611 4392	Resistor - 3.9KOHM 1/4T ±5%	93-140
1611 4471	Resistor - 470OHM 1/4T ±5%	99-124
1611 4472	Resistor - 4.7KOHM 1/4T ±5%	107-156
1611 4472	Resistor - 4.7KOHM 1/4T ±5%	87-183
1611 4472	Resistor - 4.7KOHM 1/4T ±5%	91-164
1611 4472	Resistor - 4.7KOHM 1/4T ±5%	93-141
1611 4472	Resistor - 4.7KOHM 1/4T ±5%	97-116
1611 4472	Resistor - 4.7KOHM 1/4T ±5%	99-125
1611 4473	Resistor - 47KOHM 1/4T ±5%	101-146
1611 4473	Resistor - 47KOHM 1/4T ±5%	107-157
1611 4473	Resistor - 47KOHM 1/4T ±5%	91-165
1611 4511	Resistor - 510OHM 1/4T ±5%	101-147
1611 4512	Resistor - 5.1KOHM 1/4T ±5%	91-166
1611 4512	Resistor - 5.1KOHM 1/4T ±5%	93-142
1611 4513	Resistor - 51KOHM 1/4T	91-167
1611 4561	Resistor - 560OHM 1/4T ±5%	93-143
1611 4562	Resistor - 5.6KOHM 1/4T ±5%	107-158
1611 4562	Resistor - 5.6KOHM 1/4T ±5%	87-184
1611 4562	Resistor - 5.6KOHM 1/4T ±5%	99-126

Parts No.	Description	Page and Index No.
1611 4563	Resistor - 56KOHM 1/4T ±5%	89-128
1611 4563	Resistor - 56KOHM 1/4T ±5%	91-168
1611 4564	Resistor - 560KOHM 1/4T	91-169
1611 4622	Resistor - 6.2KOHM 1/4W	89-129
1611 4624	Resistor - 620KOHM 1/4T ±5%	91-170
1611 4680	Resistor - 68OHM 1/4T ±5%	87-185
1611 4751	Resistor - 750OHM 1/4T ±5%	89-130
1611 4753	Resistor - 75KOHM 1/4T ±5%	91-172
1611 4822	Resistor - 8.2KOHM 1/4T ±5%	93-144
1611 4823	Resistor - 82KOHM 1/4T ±5%	89-131
1611 6101	Resistor - 100OHM 1/2T ±5%	91-173
1611 6102	Resistor - 1KOHM 1/2T ±5%	107-159
1611 6103	Resistor - 1KOHM 1/2T	91-174
1611 6129	Resistor - 1.2OHM 1/2T ±5%	89-132
1611 6221	Resistor - 220OHM 1/2T ±5%	87-186
1611 6271	Resistor - 270OHM 1/2T ±5%	91-175
1611 6561	Resistor - 560OHM 1/2W	89-133
1611 6569	Resistor - 5.6OHM 1/2T ±5%	99-127
1611 6681	Resistor - 680OHM 1/2W ±5%	109-102
1622 1001	Resistor - 1KOHM 1/4T ±1%	87-187
1622 1202	Resistor - 2KOHM 1/4T ±1%	87-188
1622 2702	Resistor - 27KOHM 1/4T ±1%	87-189
1622 5600	Resistor - 560OHM 1/4T ±1%	87-190
1622 9100	Resistor - 910OHM 1/4T ±1%	87-191
1823 0022	Switch	13-109
2300 0110	Belt Cleaner	153-21